



US00D644442S

(12) **United States Design Patent**
Hutchison

(10) **Patent No.:** **US D644,442 S**

(45) **Date of Patent:** **** Sep. 6, 2011**

(54) **PAPER PRODUCT**

(75) **Inventor:** **Phillip Lacoï Hutchison**, Cincinnati, OH (US)

(73) **Assignee:** **The Procter & Gamble Company**, Cincinnati, OH (US)

(**) **Term:** **14 Years**

(21) **Appl. No.:** **29/350,574**

(22) **Filed:** **Nov. 19, 2009**

(51) **LOC (9) Cl.** **05-02**

(52) **U.S. Cl.** **D5/58**

(58) **Field of Classification Search** D5/7, 37,
D5/56, 57, 58, 60, 61; D6/582; 162/117,
162/123, 125

See application file for complete search history.

(56) **References Cited**

U.S. PATENT DOCUMENTS

D30,628 S	*	4/1899	Norman	D5/7
D36,460 S	*	7/1903	Henry	D6/582
D88,182 S	*	11/1932	Weitz	D5/56
D89,078 S	*	1/1933	Grulich	D5/56
D268,961 S		5/1983	Erickson		
D314,673 S		2/1991	Legare		
D417,962 S		12/1999	Funk et al.		
D420,808 S		2/2000	Dwiggins et al.		
D423,232 S		4/2000	Reid		
D426,303 S		6/2000	Weyenberg		
D426,388 S		6/2000	Jahner et al.		
D426,709 S		6/2000	Latchoo et al.		
D426,888 S		6/2000	Ilian		
D427,778 S		7/2000	Durben et al.		
D433,572 S		11/2000	Bissah et al.		
D433,820 S		11/2000	Haarer et al.		
D434,913 S		12/2000	Schmidt et al.		
D436,739 S		1/2001	Jahner et al.		
D438,958 S		3/2001	Velazquez et al.		
D438,960 S		3/2001	Velazquez et al.		
D438,961 S		3/2001	Velazquez et al.		

D438,963 S	3/2001	Velazquez et al.
D448,078 S	9/2001	Deoliveira et al.
D448,478 S	9/2001	Deoliveira et al.
D449,453 S	10/2001	Duritsch et al.
D449,935 S	11/2001	Cohen et al.
D449,936 S	11/2001	Cohen et al.
D450,191 S	11/2001	Cohen et al.
D450,934 S	11/2001	Duritsch et al.
D472,056 S	3/2003	Jahner
D475,206 S	6/2003	Ackerman et al.
D482,784 S	11/2003	Babusik

(Continued)

FOREIGN PATENT DOCUMENTS

CA 40677 5/1976

(Continued)

Primary Examiner — Susan Bennett Hattan

Assistant Examiner — Barbara B Lohr

(74) *Attorney, Agent, or Firm* — Roddy M. Bullock; Betty J. Zea

(57) **CLAIM**

The ornamental design for a paper product, as shown and described.


DESCRIPTION

FIG. 1 is a top plan view of a paper product showing my new ornamental design; and,

FIG. 2 is a top plan view of a paper product showing my new ornamental design it being understood that the inner perimeter of broken lines defines a repeat unit of the claimed design, which may repeat uniformly in one or more directions.

The broken lines in the figures form on part of the claimed design. The broken lines indicate that a specific length and width of the paper product forms no part of the claimed design and that the design may continue in one or more directions. The surface portions not shown in the drawings or described in the specification form no part of the claimed design.

1 Claim, 2 Drawing Sheets



US D644,442 S

Page 2

U.S. PATENT DOCUMENTS

D484,316	S	12/2003	Hodges	
D484,973	S	1/2004	Costea et al.	
D507,410	S	7/2005	Hallberg et al.	
D520,754	S	5/2006	Hasenoehrl	
D525,437	S	7/2006	Leisch et al.	
D541,052	S	4/2007	Miller et al.	
D550,969	S *	9/2007	Fung et al.	D5/57
D550,970	S *	9/2007	Vidal et al.	D5/57
D572,489	S	7/2008	Ko et al.	
D586,128	S	2/2009	Brunn et al.	
D634,130	S *	3/2011	Coffaro et al.	D5/60
D635,370	S *	4/2011	Coffaro et al.	D5/57
D636,609	S *	4/2011	Coffaro et al.	D5/61
D637,821	S *	5/2011	Steehan et al.	D5/58
D638,630	S *	5/2011	Coffaro et al.	D5/58
2007/0272381	A1 *	11/2007	Elony et al.	162/123

FOREIGN PATENT DOCUMENTS

CA	45803	8/1979
CA	66787	9/1990
CA	80403	1/1997
CA	84961	10/1998
CA	84963	10/1998
CA	88125	11/1999
CA	88455	12/1999
CA	88456	12/1999
CA	90931	11/2000
CA	91307	1/2001
CA	92883	7/2001
CA	94566	1/2002
CA	96514	3/2002
CA	95529	10/2002
CA	100535	8/2005

* cited by examiner




Fig. 1

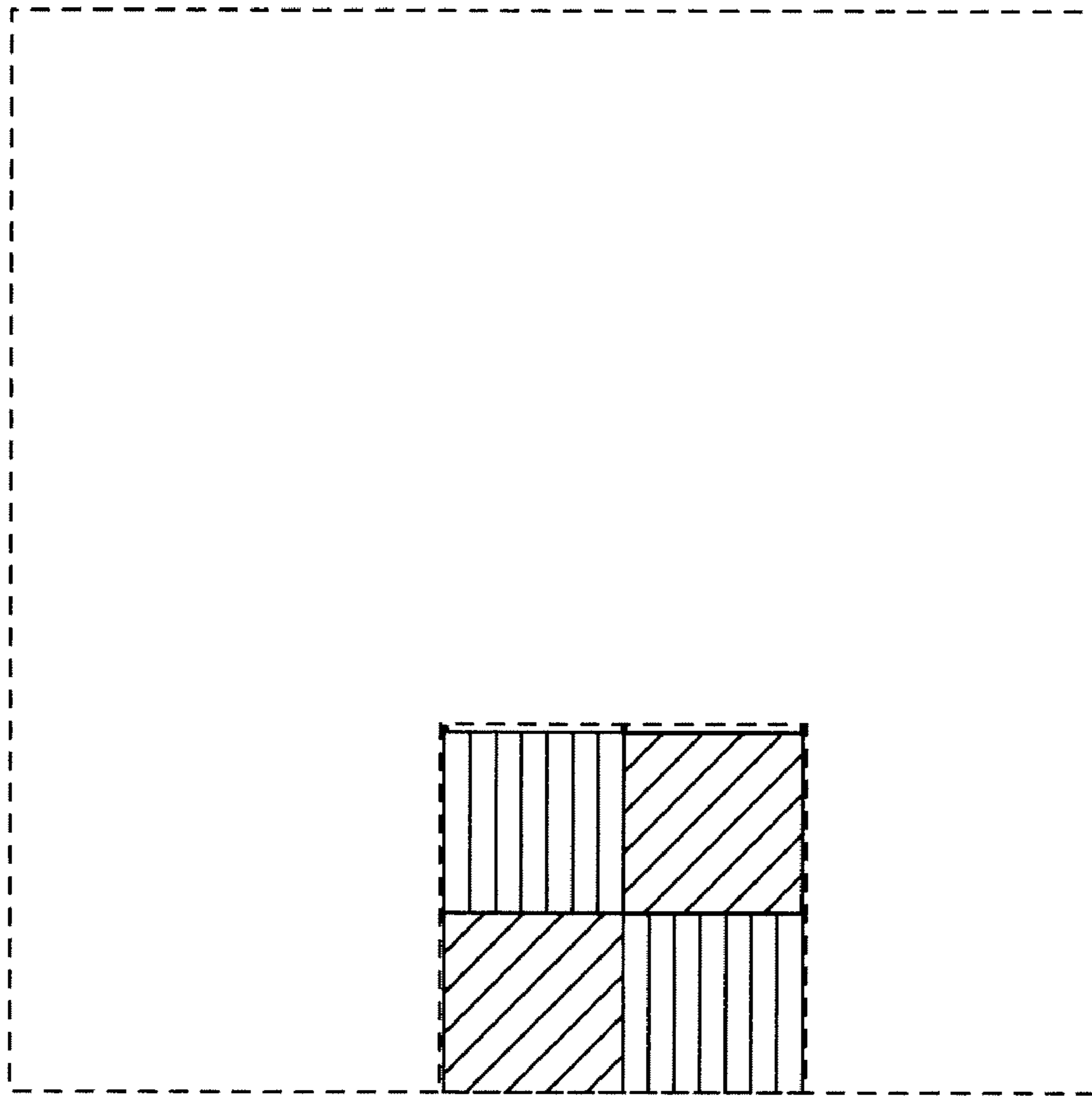


Fig. 2