



US00D644439S

(12) **United States Design Patent**
Shigeno et al.

(10) **Patent No.:** **US D644,439 S**

(45) **Date of Patent:** **** Sep. 6, 2011**

(54) **ELECTRIC TOOTHBRUSH HANDLE**

(75) Inventors: **Takashi Shigeno**, Kawasaki (JP);
Kazuya Andachi, Tokyo (JP); **Jun Shimoyama**, Uji (JP); **Kuniyoshi Takahashi**, Kusatsu (JP); **Hiroshi Yoshida**, Hirakata (JP); **Masahiko Yumoto**, Kyoto (JP)

(73) Assignee: **Omron Healthcare Co., Ltd.**, Kyoto (JP)

(**) Term: **14 Years**

(21) Appl. No.: **29/331,609**

(22) Filed: **Jan. 29, 2009**

(30) **Foreign Application Priority Data**

Jul. 31, 2008	(JP)	2008-019756
Jul. 31, 2008	(JP)	2008-019757
Jul. 31, 2008	(JP)	2008-019758
Jul. 31, 2008	(JP)	2008-019759
Jul. 31, 2008	(JP)	2008-019760
Jul. 31, 2008	(JP)	2008-019761

(51) **LOC (9) Cl.** **28-03**

(52) **U.S. Cl.** **D4/101**

(58) **Field of Classification Search** D4/101,
D4/104-112, 138; 15/143.1, 167.1, 167.2;
16/430, 431; 132/308-311; 601/141, 142;
D8/61; D24/146, 152, 144, 147; 433/114,
433/118; 81/57.11, 57.12, 57.28, 57.31,
81/57.42

See application file for complete search history.

(56) **References Cited**

U.S. PATENT DOCUMENTS

3,145,404 A * 8/1964 Fiedler 15/23
(Continued)

FOREIGN PATENT DOCUMENTS

EP 190380 A1 * 8/1986
(Continued)

OTHER PUBLICATIONS

JP D1269139 Registered Design Application, (Sanyo Electric Co., Ltd.) Apr. 24, 2006, [online], [retrieved on Mar. 22, 2011] Retrieved from the Questel Intellectual Property Portal Design Database using the Internet: <URL: <http://www.orbit.com>>.*

(Continued)

Primary Examiner — Melanie H Tung

Assistant Examiner — Lavone D Tabor

(74) *Attorney, Agent, or Firm* — Capitol City TechLaw

(57) **CLAIM**

The ornamental design for an electric toothbrush handle, as shown and described.

DESCRIPTION

FIG. 1 is a front perspective view of an electric toothbrush handle showing our new design;

FIG. 2 is a right side perspective view thereof;

FIG. 3 is a rear perspective view thereof;

FIG. 4 is a bottom perspective view thereof;

FIG. 5 is a front elevational view thereof;

FIG. 6 is a rear elevational view thereof;

FIG. 7 is an enlarged top plan view thereof;

FIG. 8 is an enlarged bottom plan view thereof;

FIG. 9 is a right side elevational view thereof;

FIG. 10 is a left side elevational view thereof;

FIG. 11 is an enlarged, partial view of the electric toothbrush handle as shown in FIG. 1;

FIG. 12 is an enlarged, partial view of the electric toothbrush handle as shown in FIG. 2;

FIG. 13 is an enlarged, partial view of the electric toothbrush handle as shown in FIG. 3;

FIG. 14 is an enlarged, partial view of the electric toothbrush handle as shown in FIG. 4;

FIG. 15 is an enlarged, partial view of the electric toothbrush handle as shown in FIG. 5;

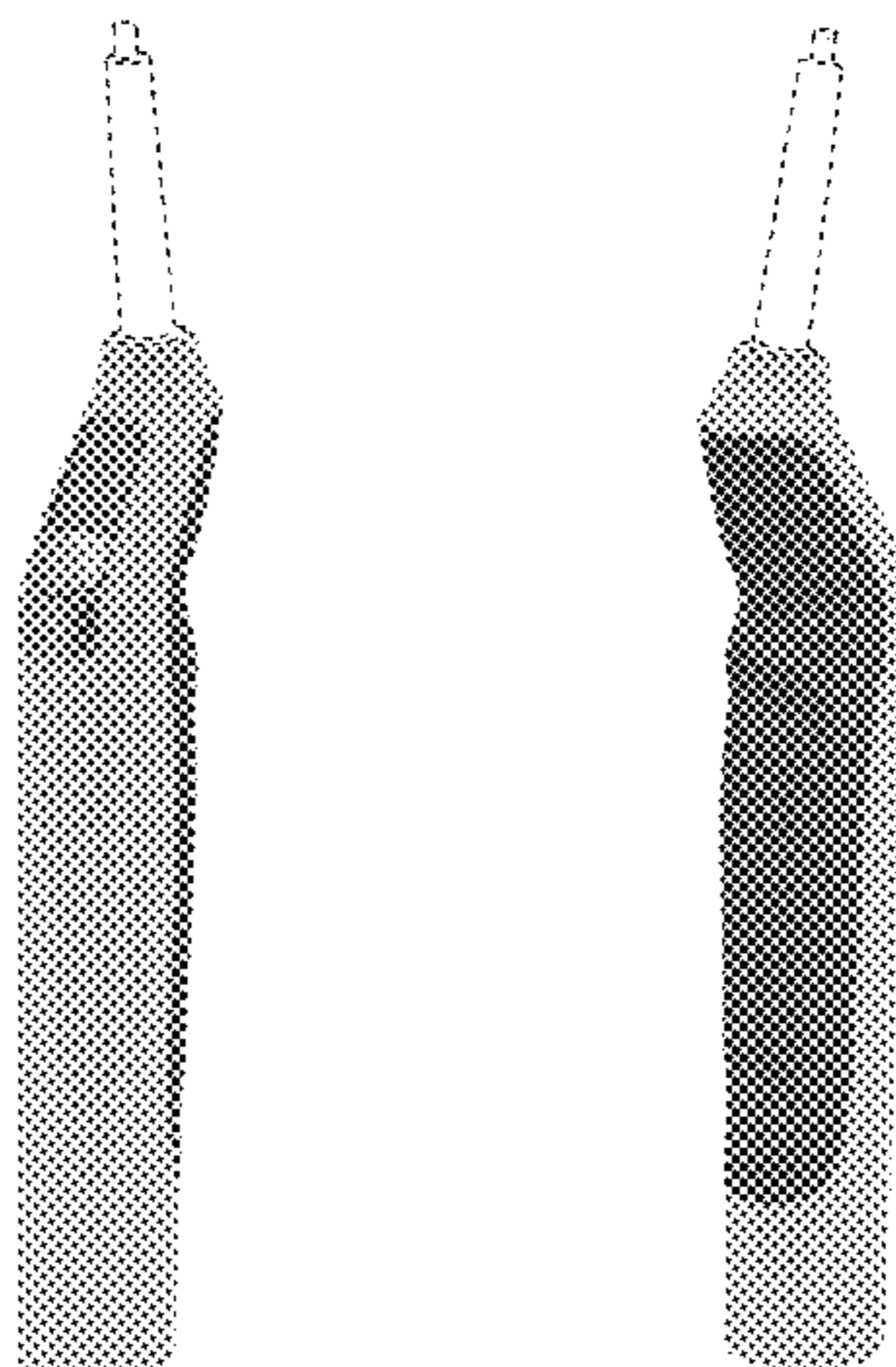
FIG. 16 is an enlarged, partial view of the electric toothbrush handle as shown in FIG. 6;

FIG. 17 is an enlarged, partial view of the electric toothbrush handle as shown in FIG. 9; and,

FIG. 18 is an enlarged, partial view of the electric toothbrush handle as shown in FIG. 10.

The broken lines shown in the drawings are for illustrative purposes only and form no part of the claimed design. The white areas within the broken lines form no part of the claimed design. In each of FIGS. 11-18, the solid wavy black line at the bottom of the respective figure represents an unclaimed boundary and forms no part of the claimed design.

1 Claim, 18 Drawing Sheets



US D644,439 S

Page 2

U.S. PATENT DOCUMENTS

5,341,534 A * 8/1994 Serbinski et al. 15/22.1
D370,125 S * 5/1996 Craft et al. D4/101
6,422,867 B2 * 7/2002 Lang et al. 433/118

FOREIGN PATENT DOCUMENTS

KR 30-0485926-1 S * 4/2008
RU 52234 4/2003
WO WO 92/02159 * 2/1992

OTHER PUBLICATIONS

CN 300768027 Registered Design Application, (Omron Healthcare Co., Ltd) Apr. 23, 2008, [online], [retrieved on Jan. 19, 2011] Retrieved from the Questel Intellectual Property Portal Design Database using the Internet: <URL: <http://www.orbit.com>>.*

* cited by examiner

FIG. 1




FIG.2

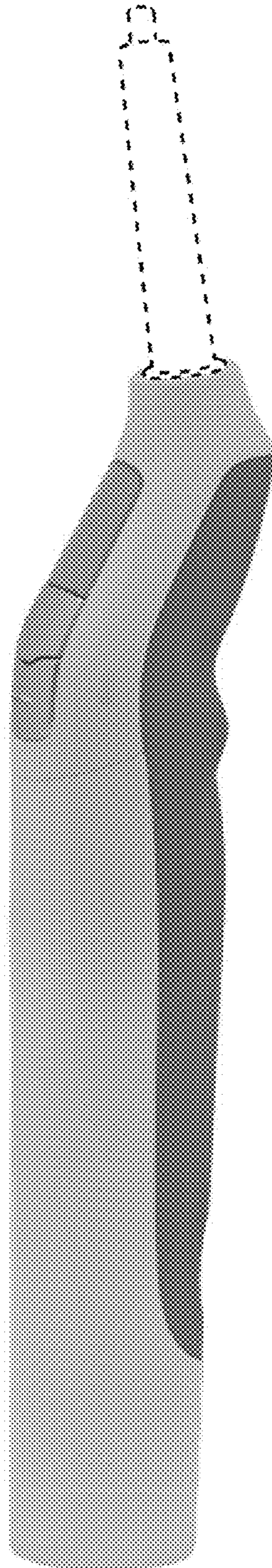


FIG.3




FIG.4

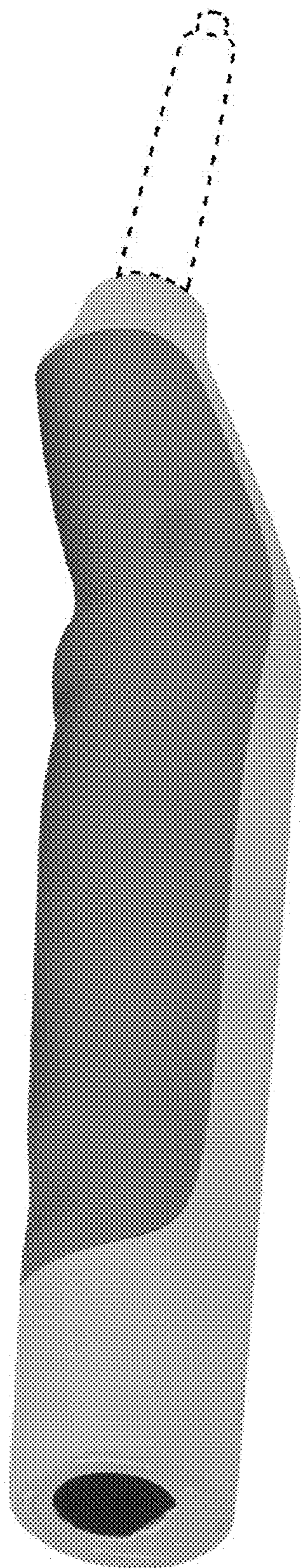


FIG.5




FIG.6




FIG.7

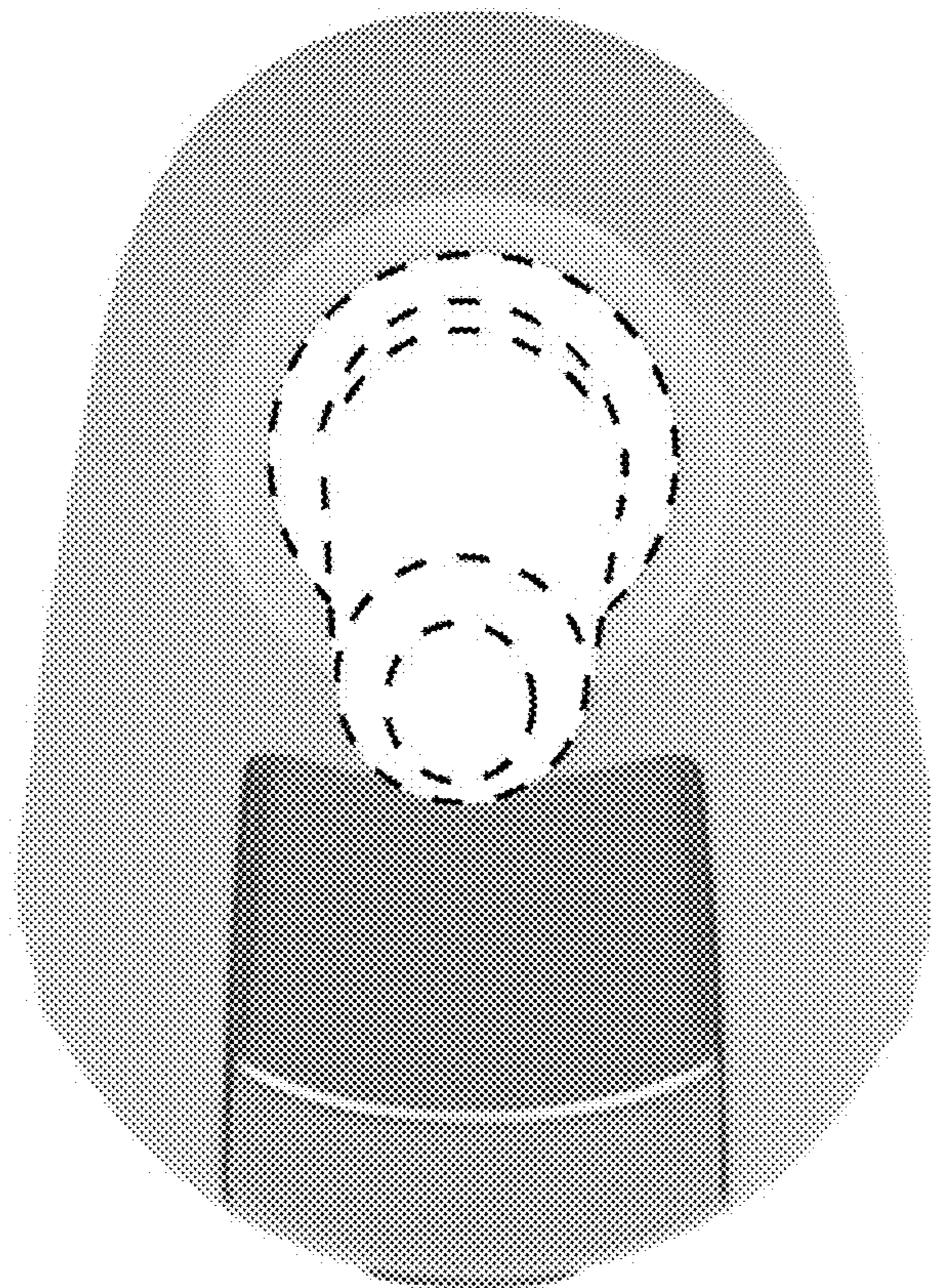


FIG.8



FIG.9




FIG. 10




FIG. 11




FIG. 12




FIG. 13




FIG. 14




FIG. 15

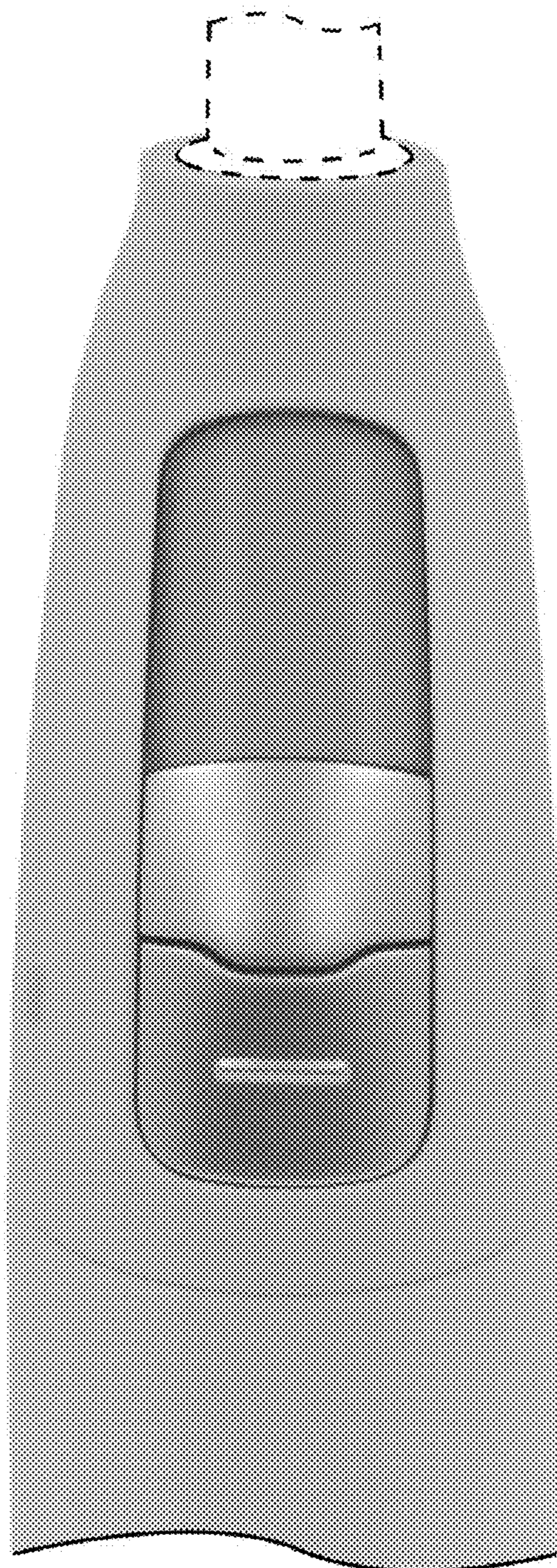


FIG. 16




FIG.17




FIG. 18

