



US00D644418S

(12) **United States Design Patent**  
**Yi**

(10) **Patent No.:** **US D644,418 S**

(45) **Date of Patent:** **\*\* Sep. 6, 2011**

(54) **PERIPHERY OF AN OUTSOLE**

(75) Inventor: **Lisa Yi**, New York City, NY (US)

(73) Assignee: **SKECHERS U.S.A., Inc. II**, Manhattan Beach, CA (US)

(\*\*) Term: **14 Years**

(21) Appl. No.: **29/391,288**

(22) Filed: **May 5, 2011**

(51) **LOC (9) Cl.** ..... **02-99**

(52) **U.S. Cl.** ..... **D2/946; D2/977**

(58) **Field of Classification Search** ..... D2/896,  
D2/902, 906, 908, 943, 944, 946, 947, 964,  
D2/977; 36/25 R-25 A, 103

See application file for complete search history.

(56) **References Cited**

**U.S. PATENT DOCUMENTS**

D133,176 S	7/1942	Gregg	
D294,537 S	3/1988	Le	
D294,653 S	3/1988	Le	
D379,861 S	6/1997	Wunsch	
D416,378 S	11/1999	McNaught	
D430,966 S	9/2000	Brady et al.	
D450,439 S *	11/2001	Wilson .....	D2/977
D474,876 S	5/2003	Ortuno Santa	
D495,128 S	8/2004	Avar	
D496,523 S *	9/2004	Fuerst .....	D2/977
D497,473 S	10/2004	Martinez	

D523,627 S	6/2006	Avar	
D528,777 S	9/2006	McDowell	
D582,133 S	12/2008	Del Biondi	
D594,639 S *	6/2009	Alfaro .....	D2/977
D595,047 S	6/2009	Petrie	
7,797,856 B2 *	9/2010	Andrews et al. ....	36/30 R
D624,737 S	10/2010	Akhidime	
D628,368 S *	12/2010	Raysse .....	D2/946
7,946,058 B2 *	5/2011	Johnson et al. ....	36/25 R

\* cited by examiner

*Primary Examiner* — Dominic Simone

(74) *Attorney, Agent, or Firm* — Marshall A. Lerner; Marvin H. Kleinberg; Kleinberg & Lerner, LLP

(57) **CLAIM**

The ornamental design for a periphery of an outsole, as shown and described.

**DESCRIPTION**

FIG. 1 is a perspective view of a periphery of an outsole embodying my new design.

FIG. 2 is a left side view thereof;

FIG. 3 is a right side view thereof;

FIG. 4 is a top plan view thereof;

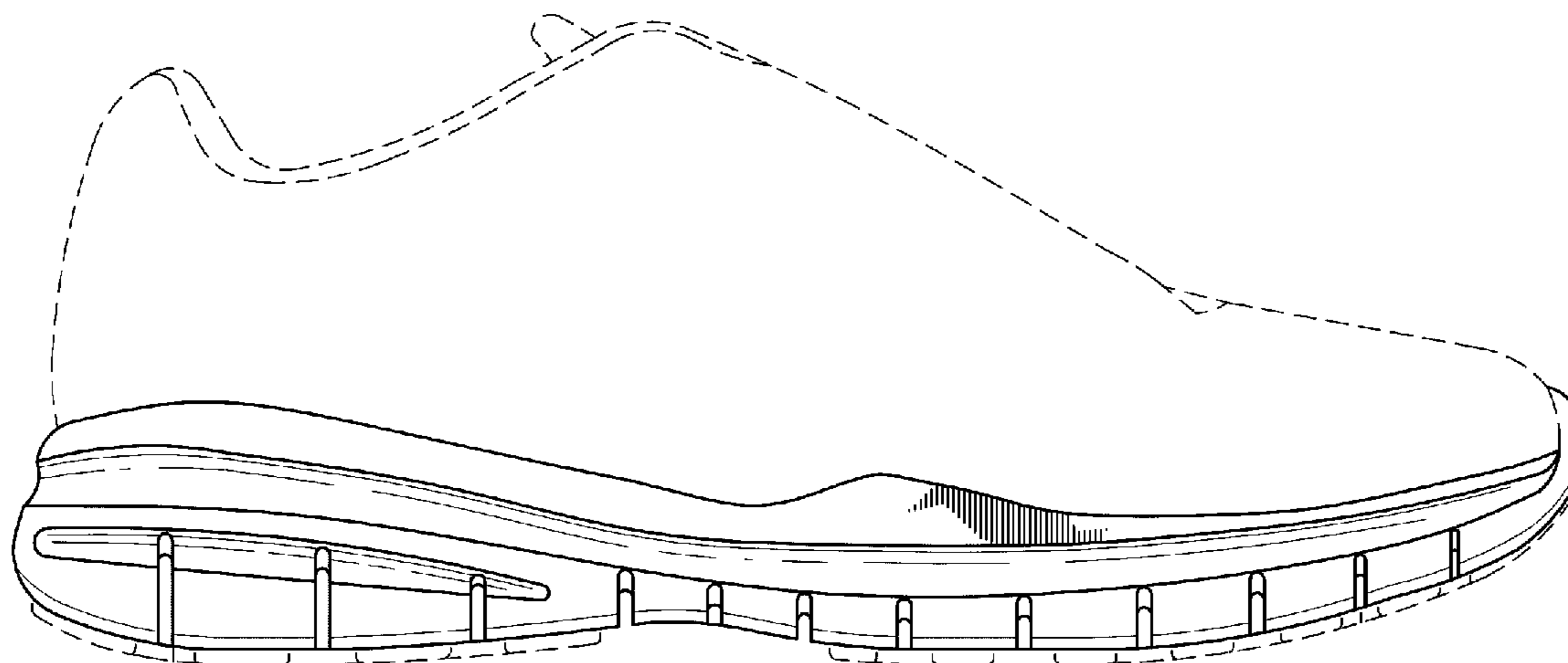
FIG. 5 is a bottom plan view thereof;

FIG. 6 is a rear elevation view thereof; and,

FIG. 7 is a front elevation view thereof.

Broken lines showing the remainder of the shoe in the figures are for illustrative purposes only and form no part of the claimed invention.

**1 Claim, 6 Drawing Sheets**



**FIG. 1**

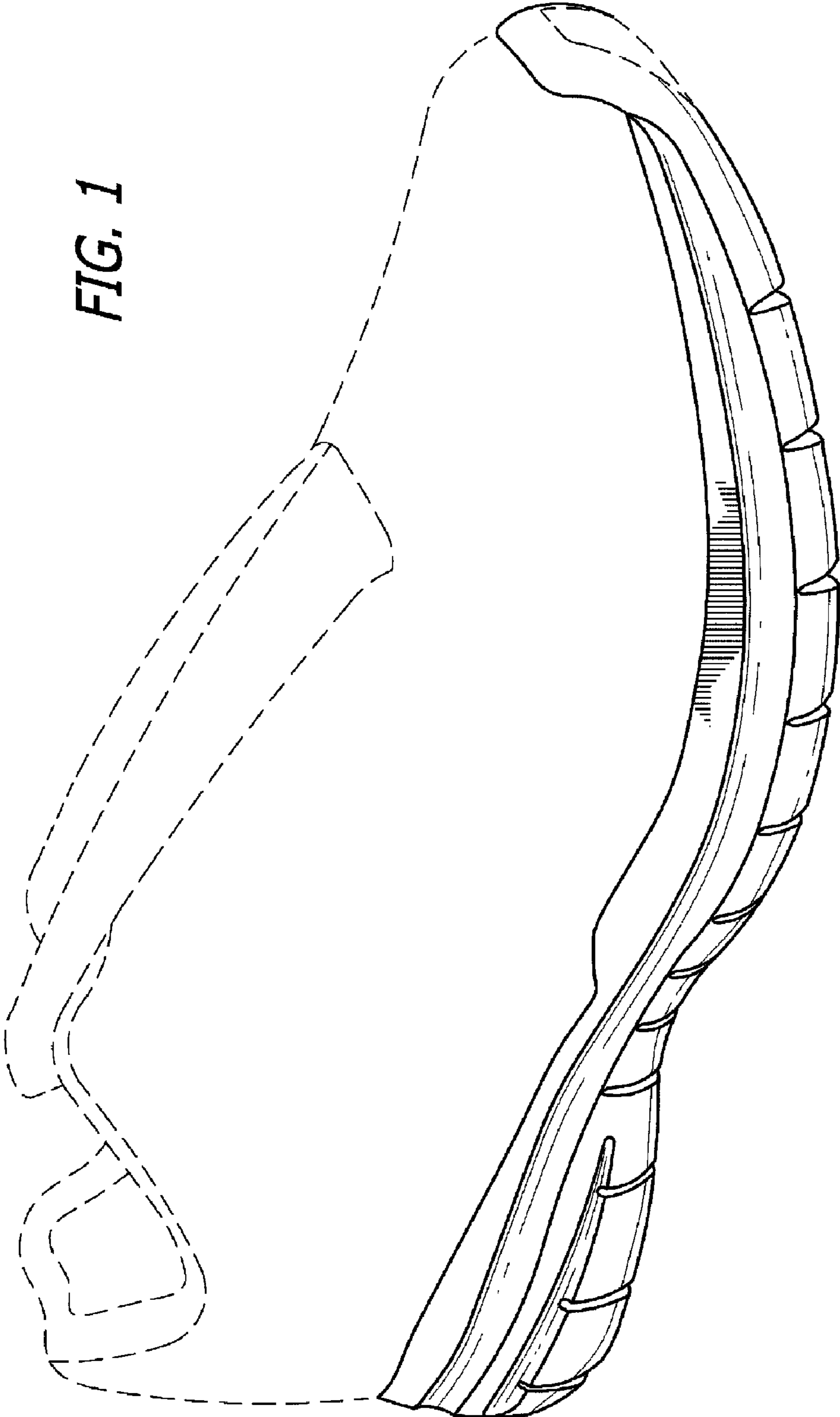
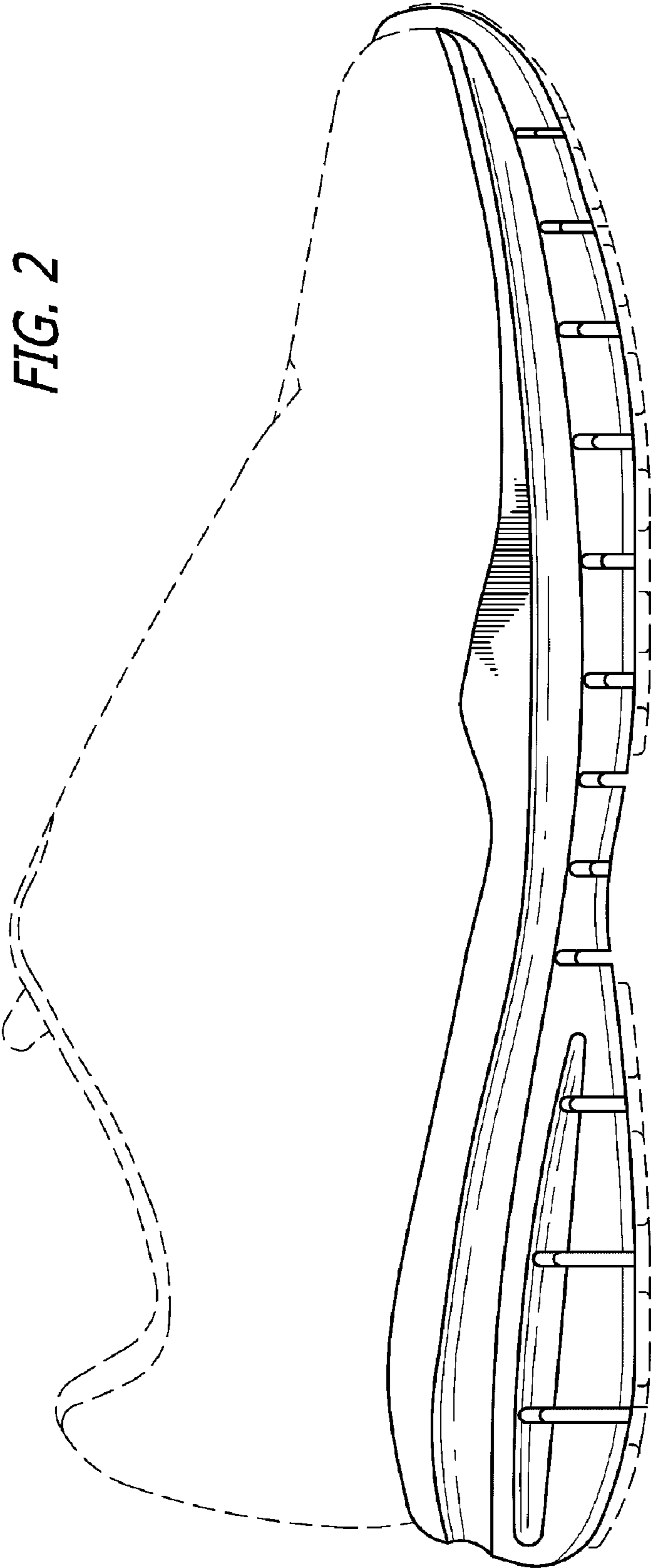


FIG. 2



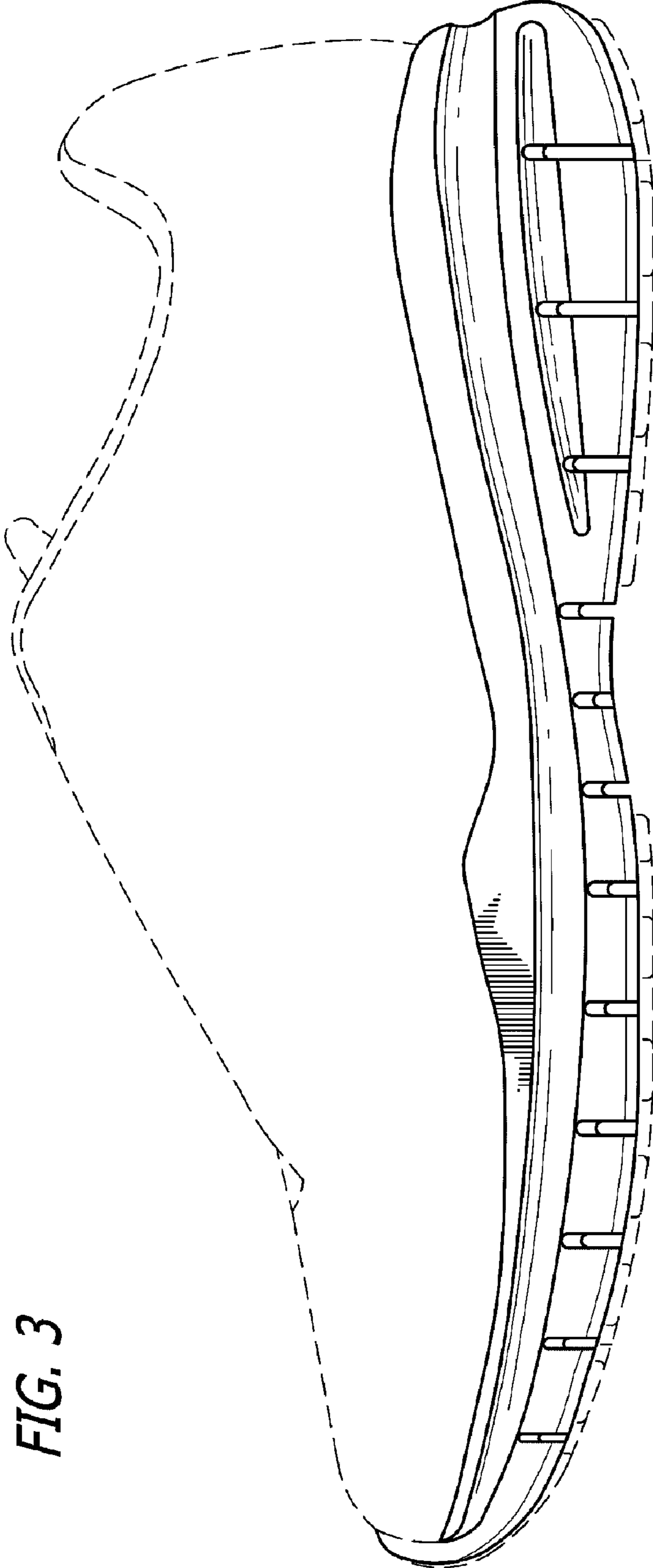


FIG. 3

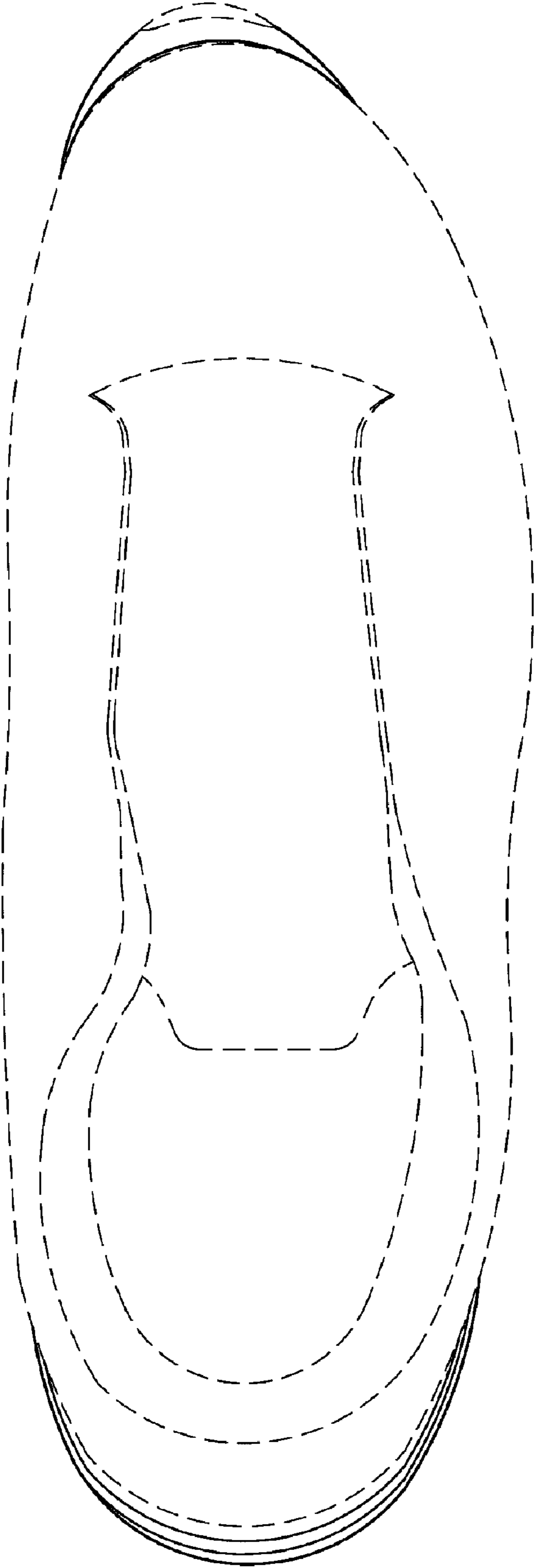


FIG. 4

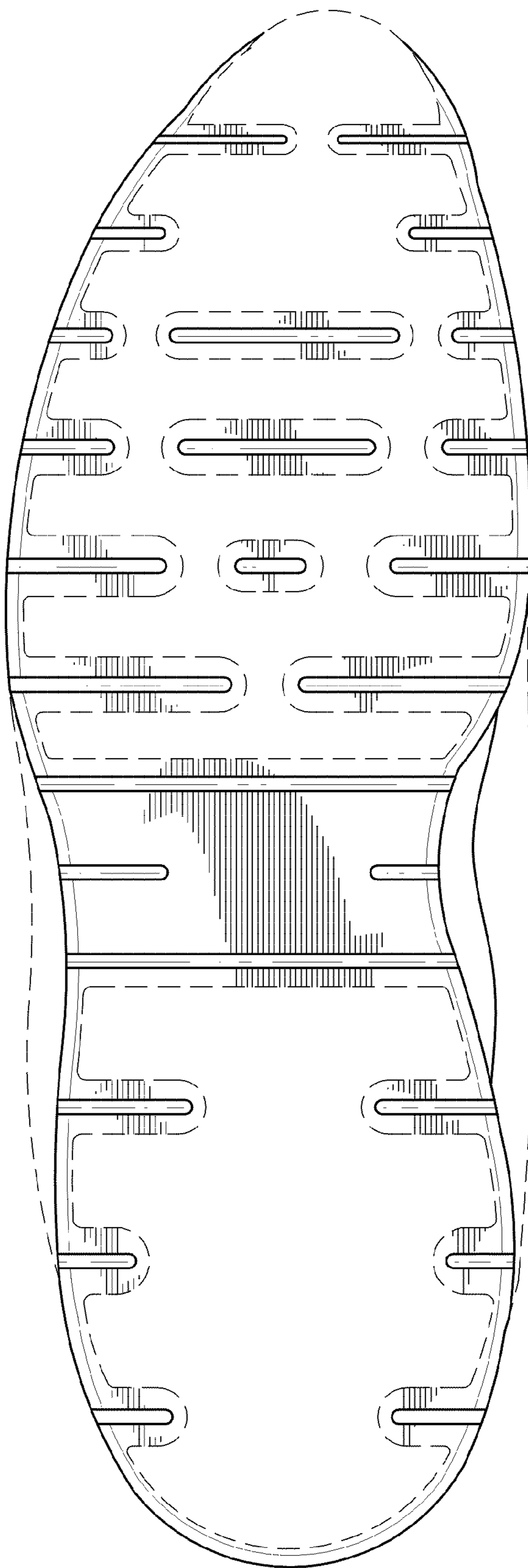


FIG. 5

FIG. 7

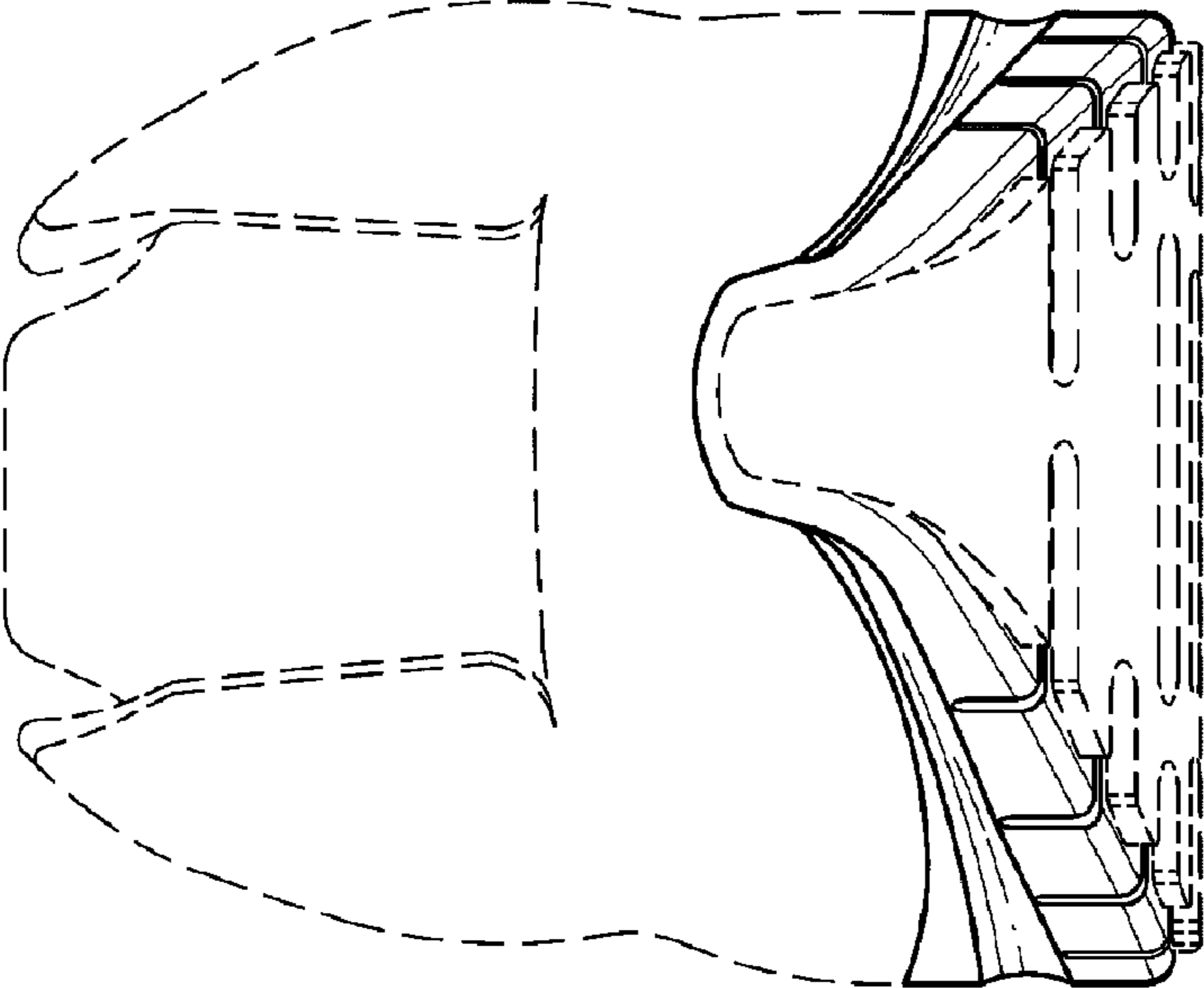


FIG. 6

