



US00D644416S

(12) **United States Design Patent**
Ma

(10) **Patent No.:** **US D644,416 S**

(45) **Date of Patent:** **** Sep. 6, 2011**

(54) **PAIR OF SLIPPERS**

(76) Inventor: **Theresa Ma**, Hayward, CA (US)

(**) Term: **14 Years**

(21) Appl. No.: **29/388,083**

(22) Filed: **Mar. 23, 2011**

(51) **LOC (9) Cl.** **02-04**

(52) **U.S. Cl.** **D2/919**

(58) **Field of Classification Search** D02/900,
D02/916-919, 943, 946, 954, 969, 974, 976,
D02/961, 896; 36/45, 11.5, 90, 101, 3 A,
36/50.1, 141, 43, 44, 10, 100, 15, 9 R
See application file for complete search history.

(56) **References Cited**

U.S. PATENT DOCUMENTS

1,823,445	A *	9/1931	Goldstone	36/11.5
D118,020	S *	12/1939	Pfeiffer	D2/916
2,226,110	A *	12/1940	Bass	36/9 R
D132,630	S *	6/1942	Pfeiffer	D2/916
5,165,183	A *	11/1992	Huang	36/11.5
D446,002	S *	8/2001	Leong et al.	D2/919

D462,826	S *	9/2002	Leong et al.	D2/919
D471,346	S *	3/2003	Bray et al.	D2/919
7,797,857	B2 *	9/2010	Mattia	36/101

* cited by examiner

Primary Examiner — Rob Spear

Assistant Examiner — Rashida C McCoy

(74) *Attorney, Agent, or Firm* — QuickPatents; Kevin Prince


(57) **CLAIM**

The ornamental design for a pair of slippers, as shown and described.

DESCRIPTION

FIG. 1 is an exploded perspective view of a pair of slippers, showing the new design;
FIG. 2 is a front elevational view thereof;
FIG. 3 is a rear elevational view thereof;
FIG. 4 is a right-side elevational view thereof;
FIG. 5 is a left-side elevational view thereof;
FIG. 6 is a top plan view thereof; and,
FIG. 7 is a bottom plan view thereof.
A slipper for a right foot is illustrated in the drawings, it being understood that a slipper for the left foot is a mirror image thereof.

1 Claim, 2 Drawing Sheets






FIG. 1

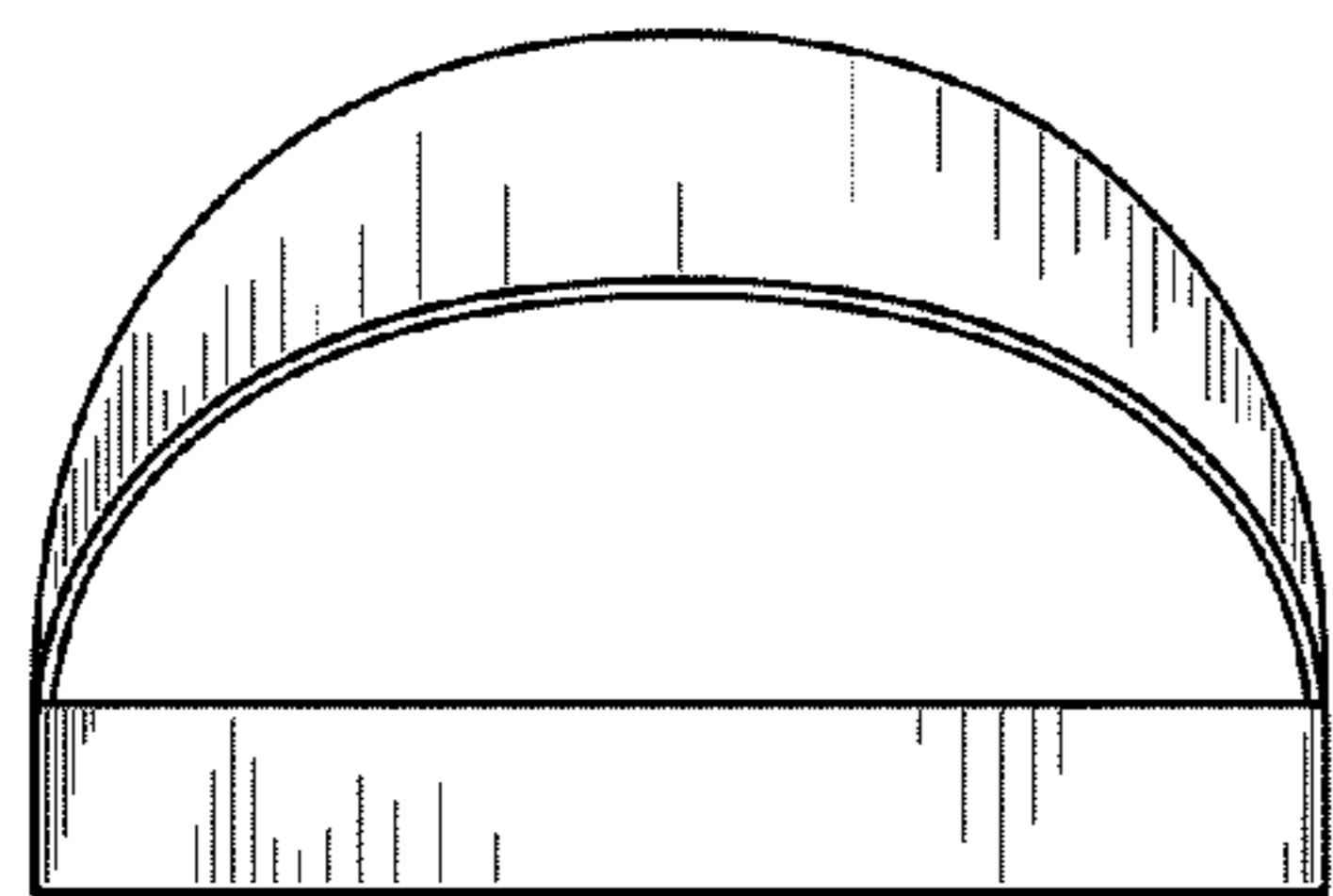


FIG. 2

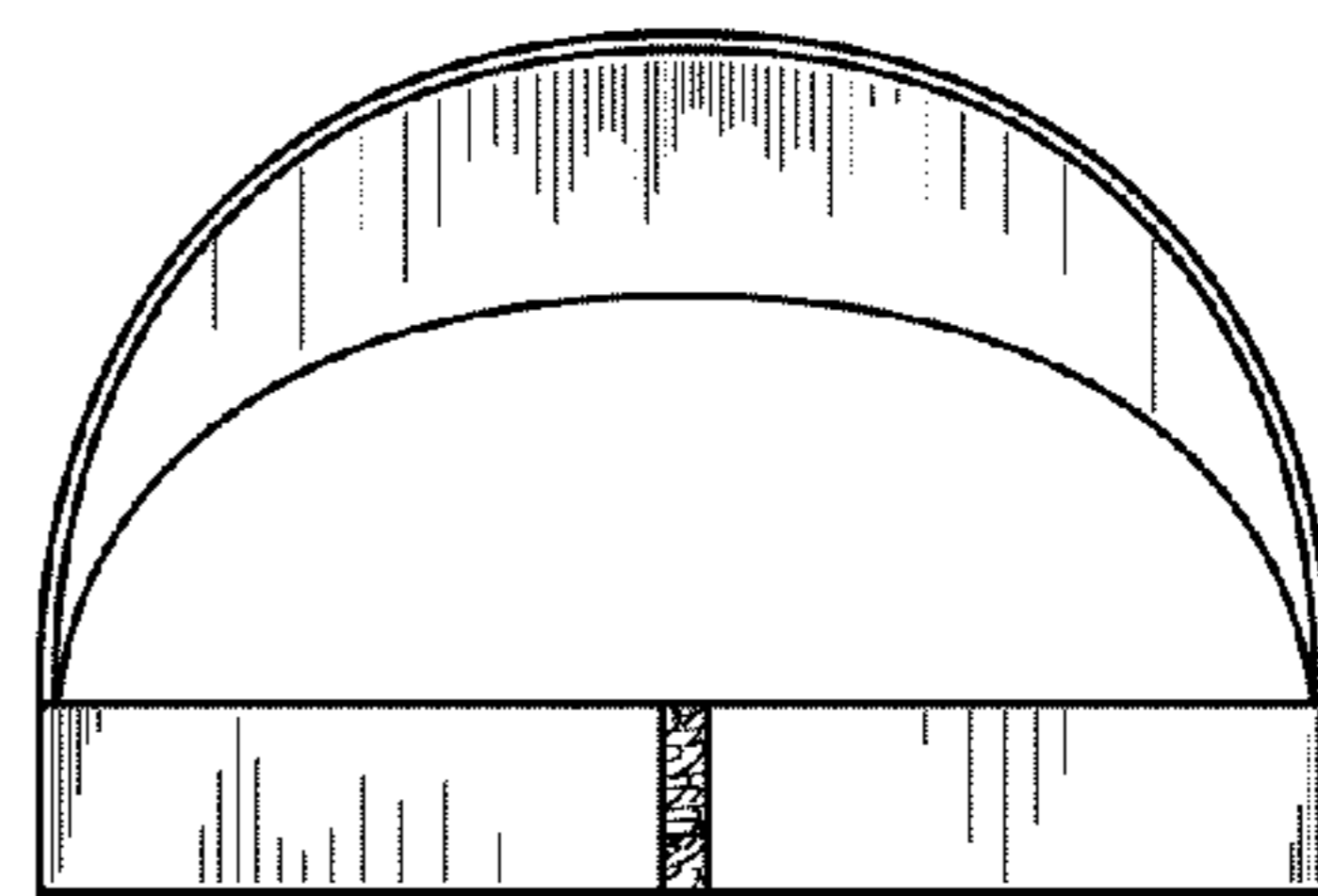


FIG. 3

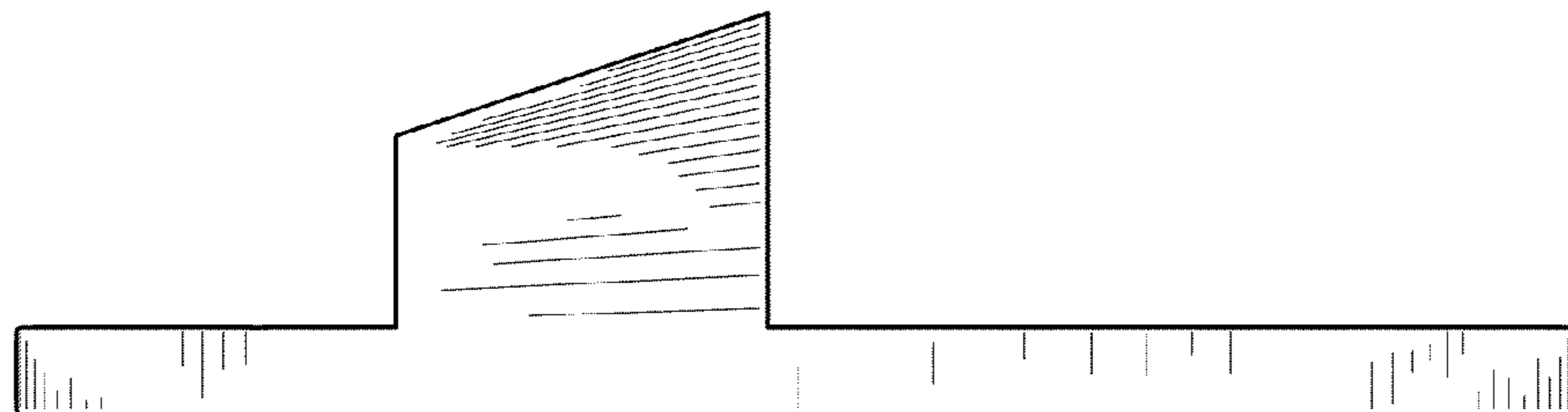


FIG. 4

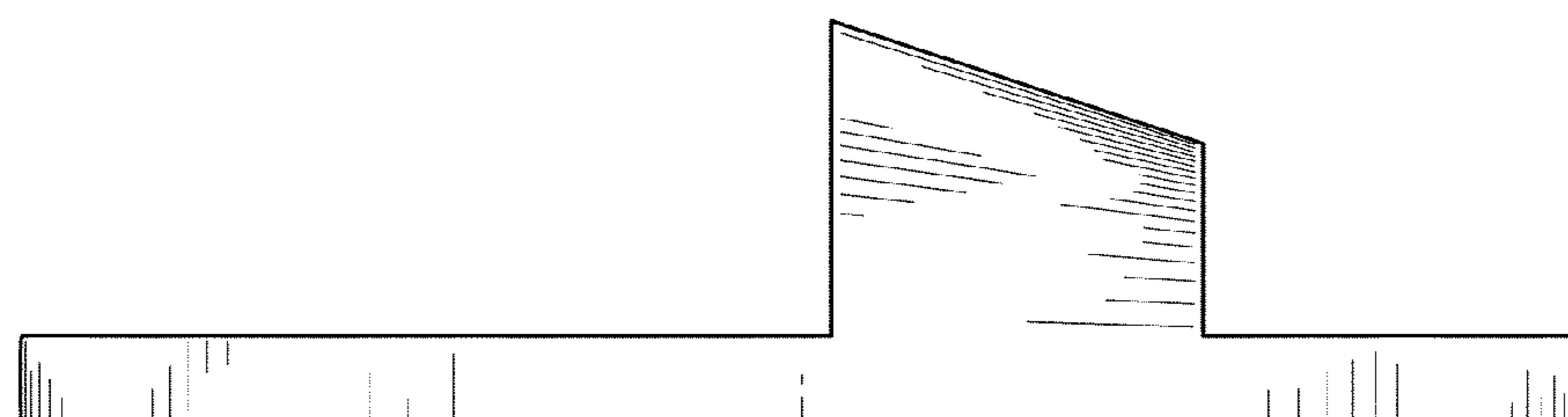


FIG. 5

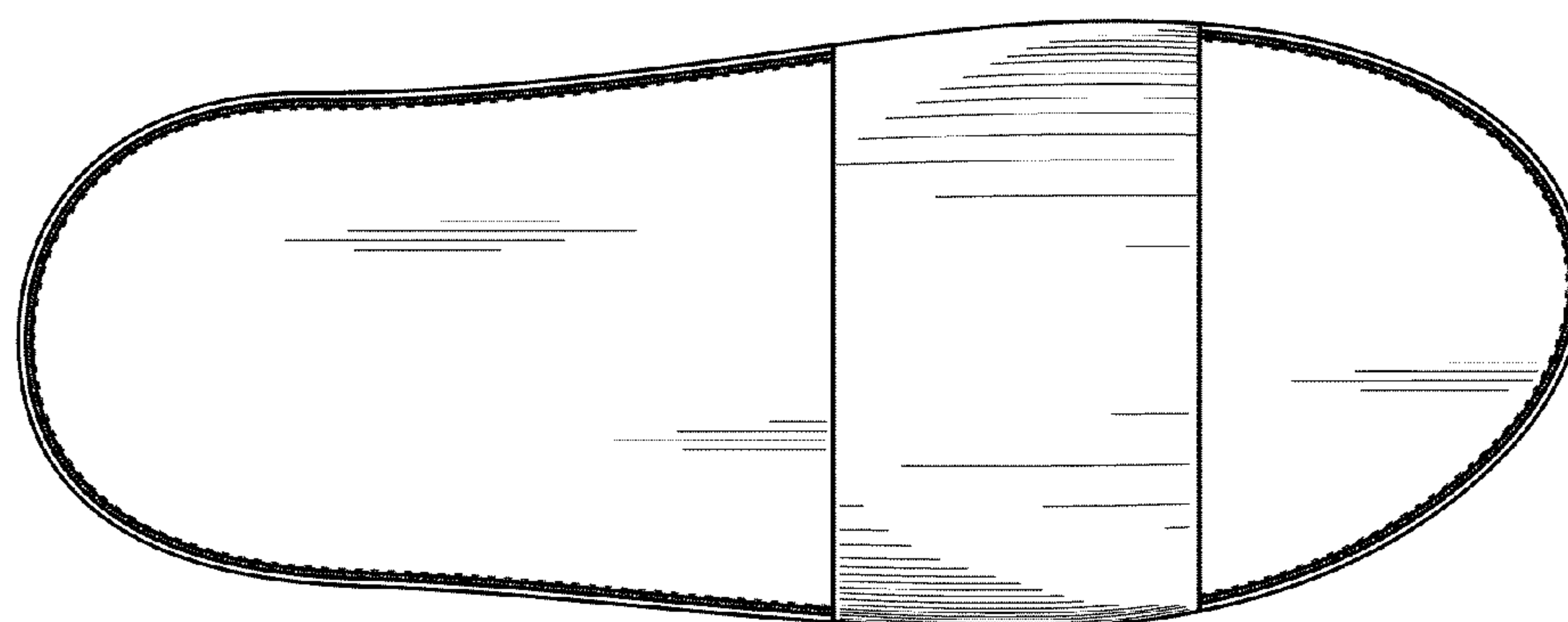


FIG. 6

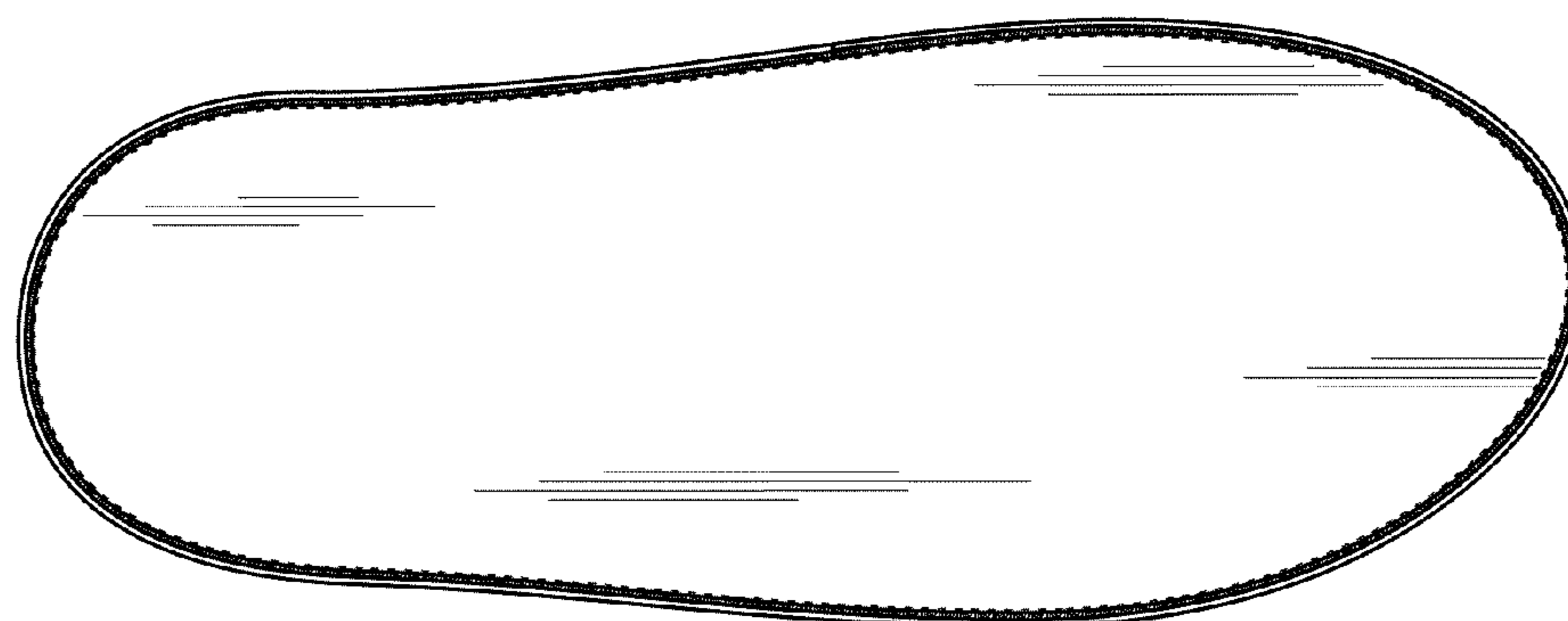


FIG. 7