

US00D644396S

(12) **United States Design Patent**
Dechant et al.

(10) **Patent No.:** **US D644,396 S**

(45) **Date of Patent:** **** Aug. 30, 2011**

(54) **HAND TRUCK**

(75) Inventors: **Todd Dechant**, Wichita, KS (US);
Robert A. Wood, Lincoln, NE (US)

(73) Assignee: **DG Manufacturing, LLC**, Wichita, KS
(US)

(**) Term: **14 Years**

(21) Appl. No.: **29/381,265**

(22) Filed: **Dec. 16, 2010**

(51) **LOC (9) Cl.** **12-02**

(52) **U.S. Cl.** **D34/26**

(58) **Field of Classification Search** D34/12-27;
280/47.18, 47.19, 47.29, 47.2, 47.27, 47.28,
280/79.1, 79.2, 79.3, 47.26; 414/445

See application file for complete search history.

(56) **References Cited**

U.S. PATENT DOCUMENTS

D174,307	S	*	3/1955	Anderson	D34/26
D198,676	S	*	7/1964	Tarran	D34/14
3,456,960	A	*	7/1969	Rector	280/47.29
D249,031	S	*	8/1978	Tarran	D34/14
D249,032	S	*	8/1978	Tarran	D34/14
4,220,346	A	*	9/1980	Geschwender	280/47.18
4,358,124	A	*	11/1982	Geschwender	280/47.18
D273,522	S	*	4/1984	Zastera	D34/17
4,762,333	A	*	8/1988	Mortenson	280/43.1
4,776,603	A	*	10/1988	Watts	280/47.27
4,974,862	A	*	12/1990	Maupin	280/47.27
D330,959	S	*	11/1992	Apter et al.	D34/26
D344,833	S	*	3/1994	Apter et al.	D34/26
D354,601	S	*	1/1995	Dunkle	D34/26
5,626,352	A	*	5/1997	Grace	280/47.29

6,237,925	B1	*	5/2001	Koenig	280/47.29
6,530,740	B2	*	3/2003	Kim	414/490
6,540,242	B1	*	4/2003	Raichlen	280/47.27
6,752,404	B1	*	6/2004	Blake	280/47.27
6,921,095	B2	*	7/2005	Middleby	280/47.29
D531,376	S	*	10/2006	Tetradis	D34/24
7,398,990	B2	*	7/2008	Tsai	280/652
7,464,947	B2	*	12/2008	Cortese	280/47.27
D590,120	S	*	4/2009	Thompson	D34/26
D593,273	S	*	5/2009	Hailston	D34/27
7,823,893	B2	*	11/2010	Meyers et al.	280/47.29
D632,448	S	*	2/2011	Simko et al.	D34/12
D633,682	S	*	3/2011	Schmid	D34/26
7,934,730	B2	*	5/2011	Francis et al.	280/47.29

* cited by examiner

Primary Examiner — Cynthia Ramirez

(74) *Attorney, Agent, or Firm* — Brient Intellectual Property Law, LLC

(57) **CLAIM**

The ornamental design for a hand truck, as shown and described.

DESCRIPTION

FIG. 1 is a perspective view of a hand truck according to an embodiment of the present design.

FIG. 2 is a front elevation view of the hand truck of FIG. 1.

FIG. 3 is a rear elevation view of the hand truck of FIG. 1.

FIG. 4 is a right side elevation view of the hand truck of FIG. 1.

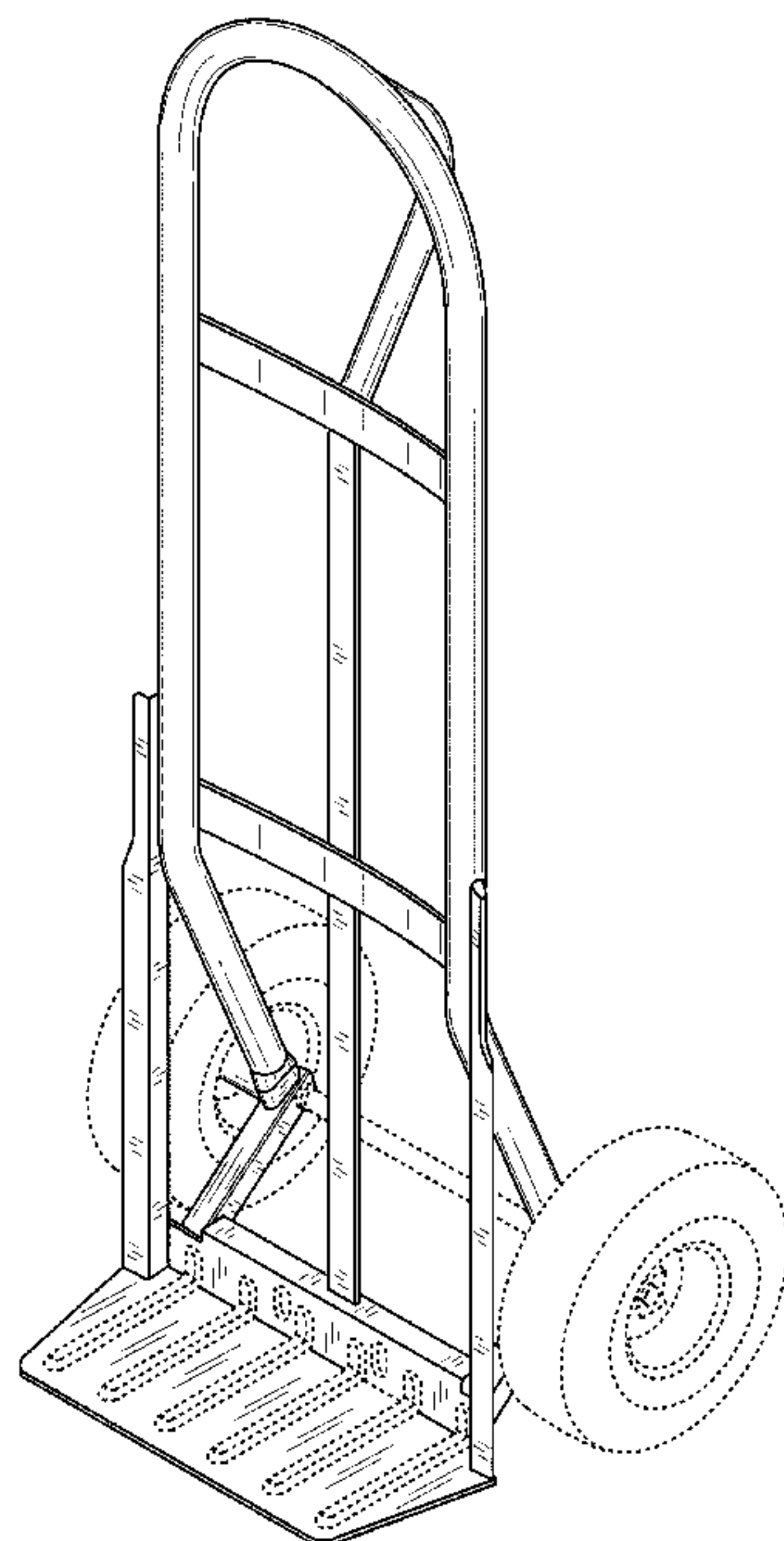
FIG. 5 is a left side elevation view of the hand truck of FIG. 1.

FIG. 6 is a top plan view of the hand truck of FIG. 1; and,

FIG. 7 is a bottom plan view of the hand truck of FIG. 1.

The broken lines shown in FIGS. 1 through 7 illustrate portions of the hand truck that form no part of the claimed design.

1 Claim, 7 Drawing Sheets



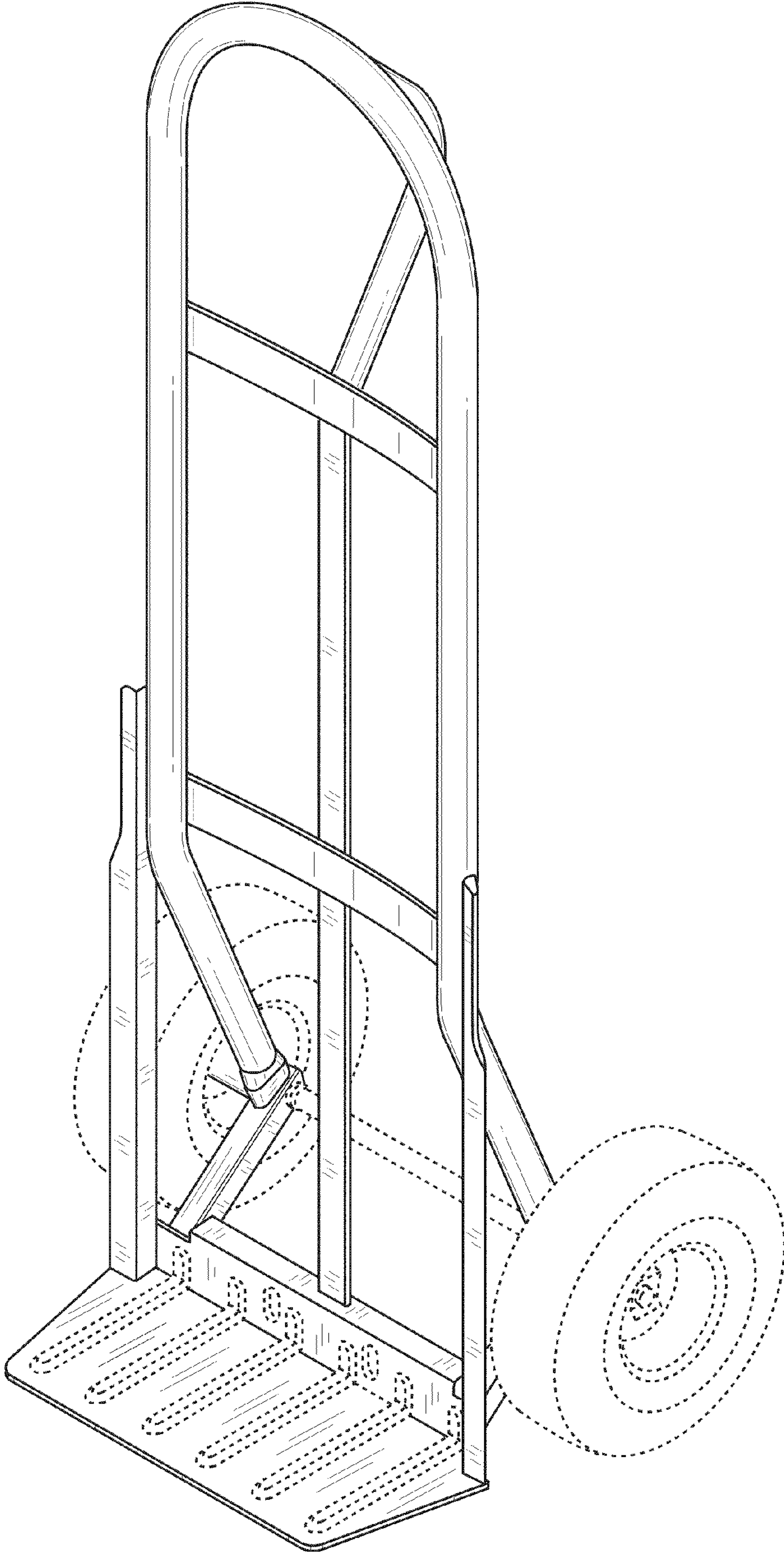


FIG. 1

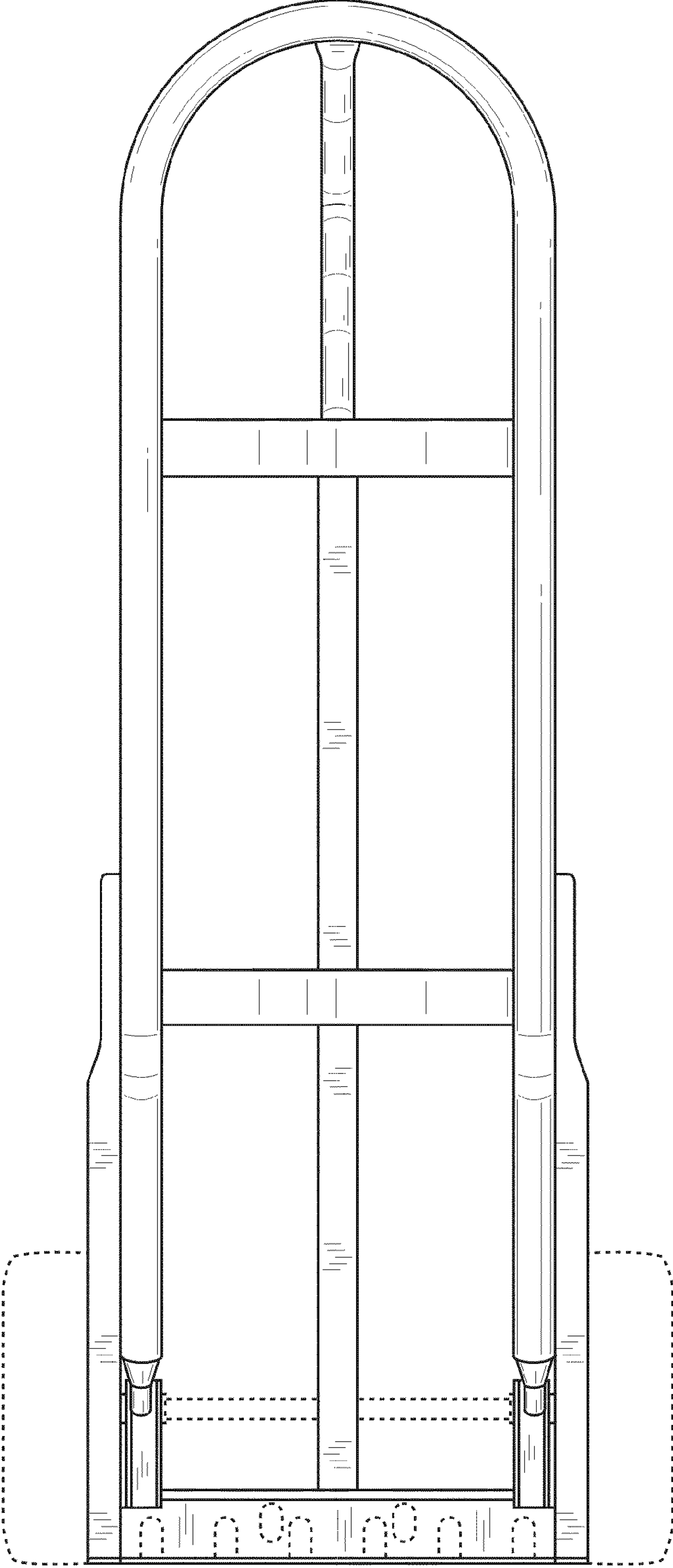


FIG. 2

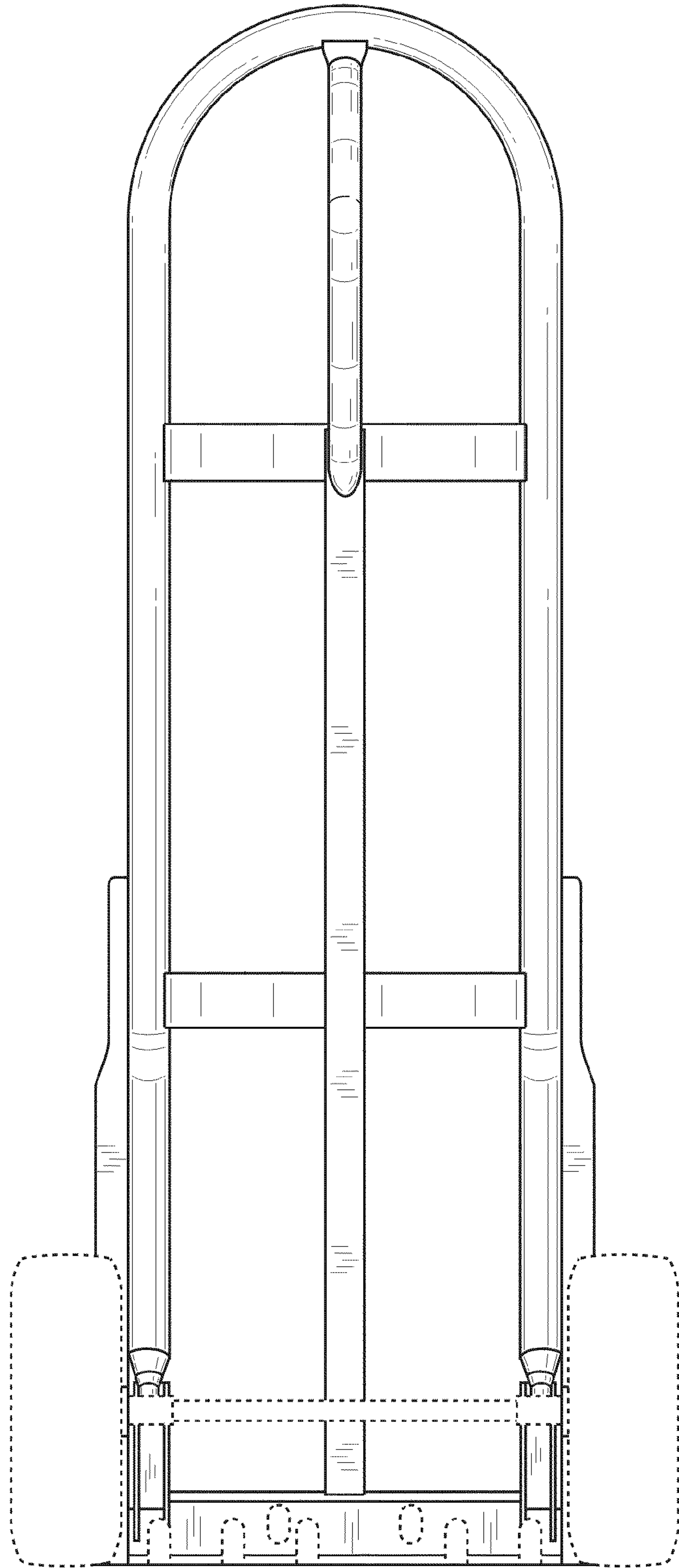


FIG. 3

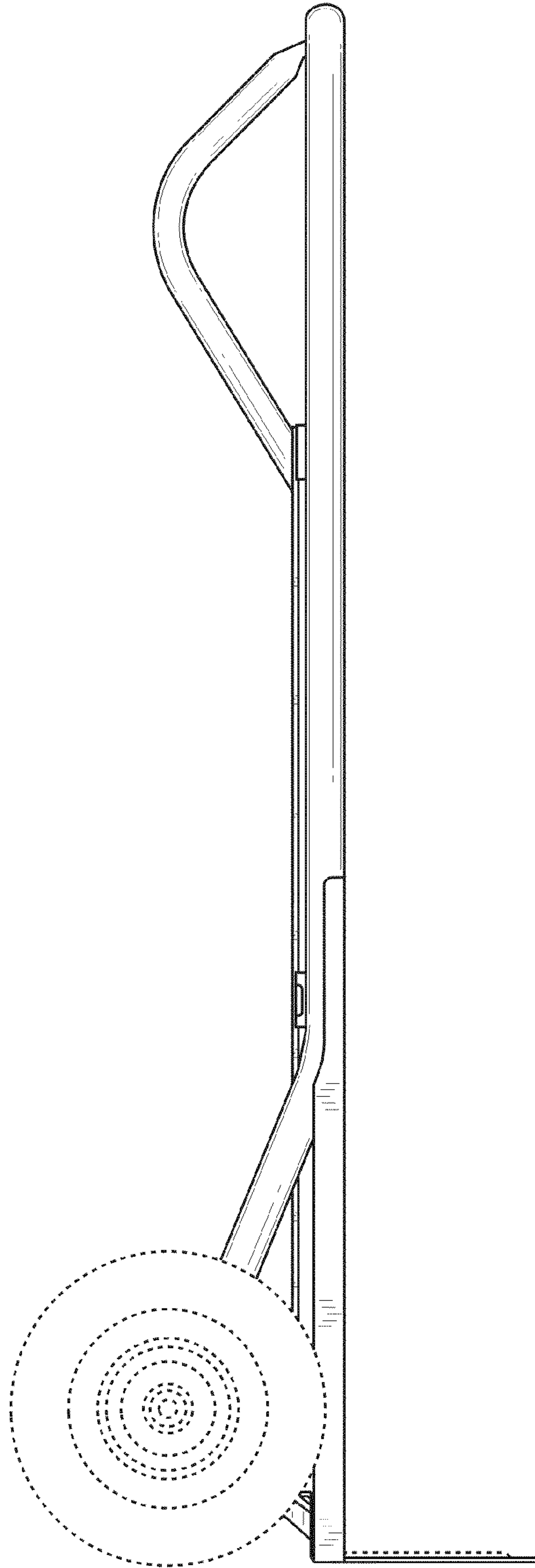


FIG. 4

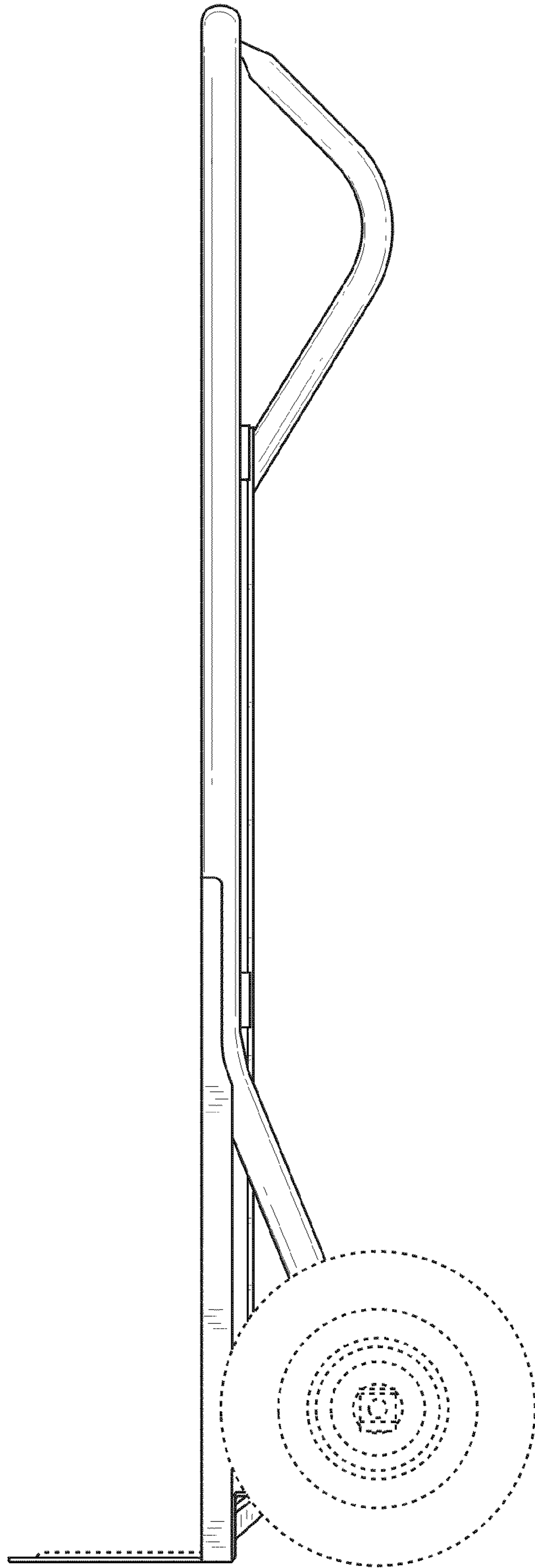


FIG. 5

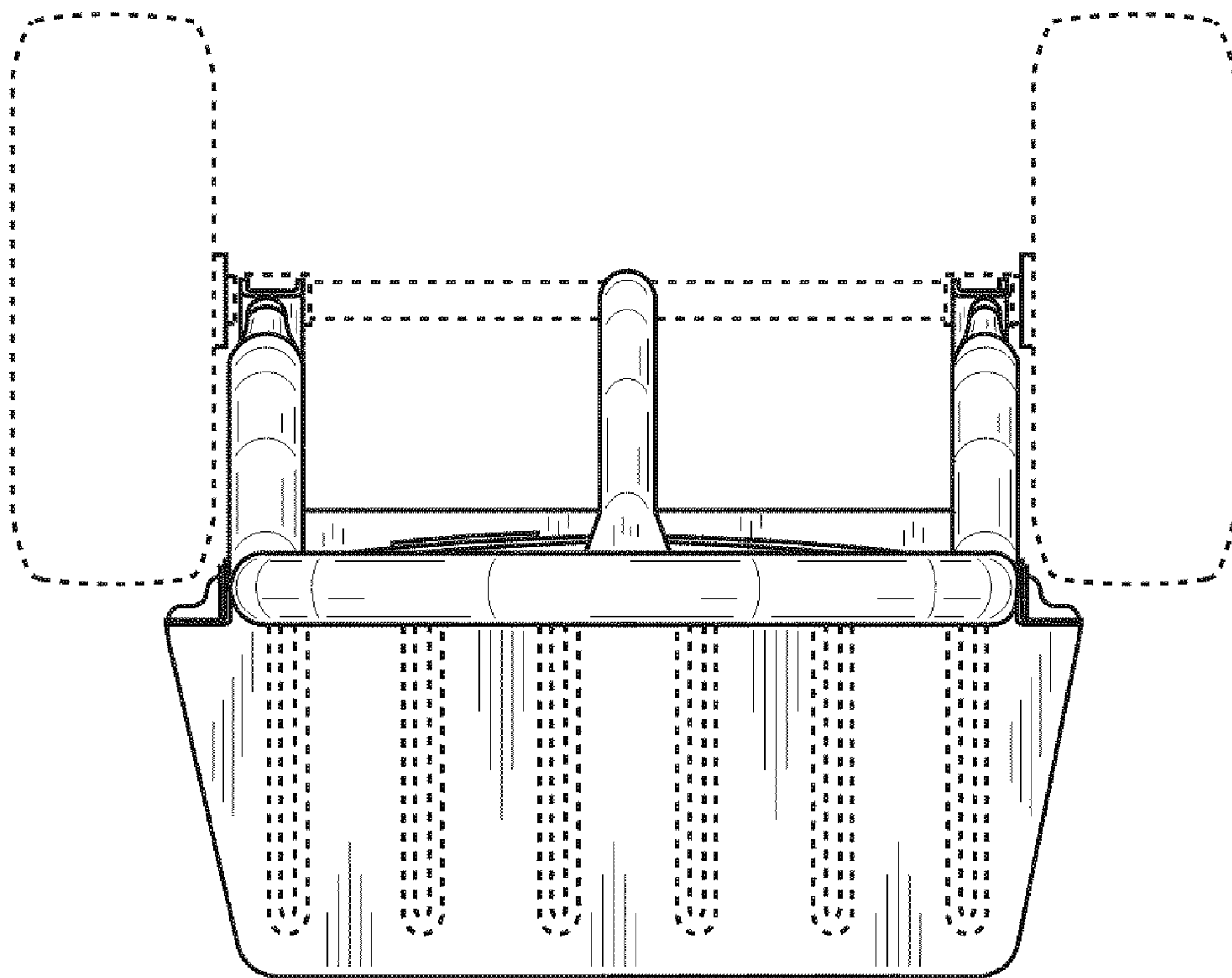


FIG. 6

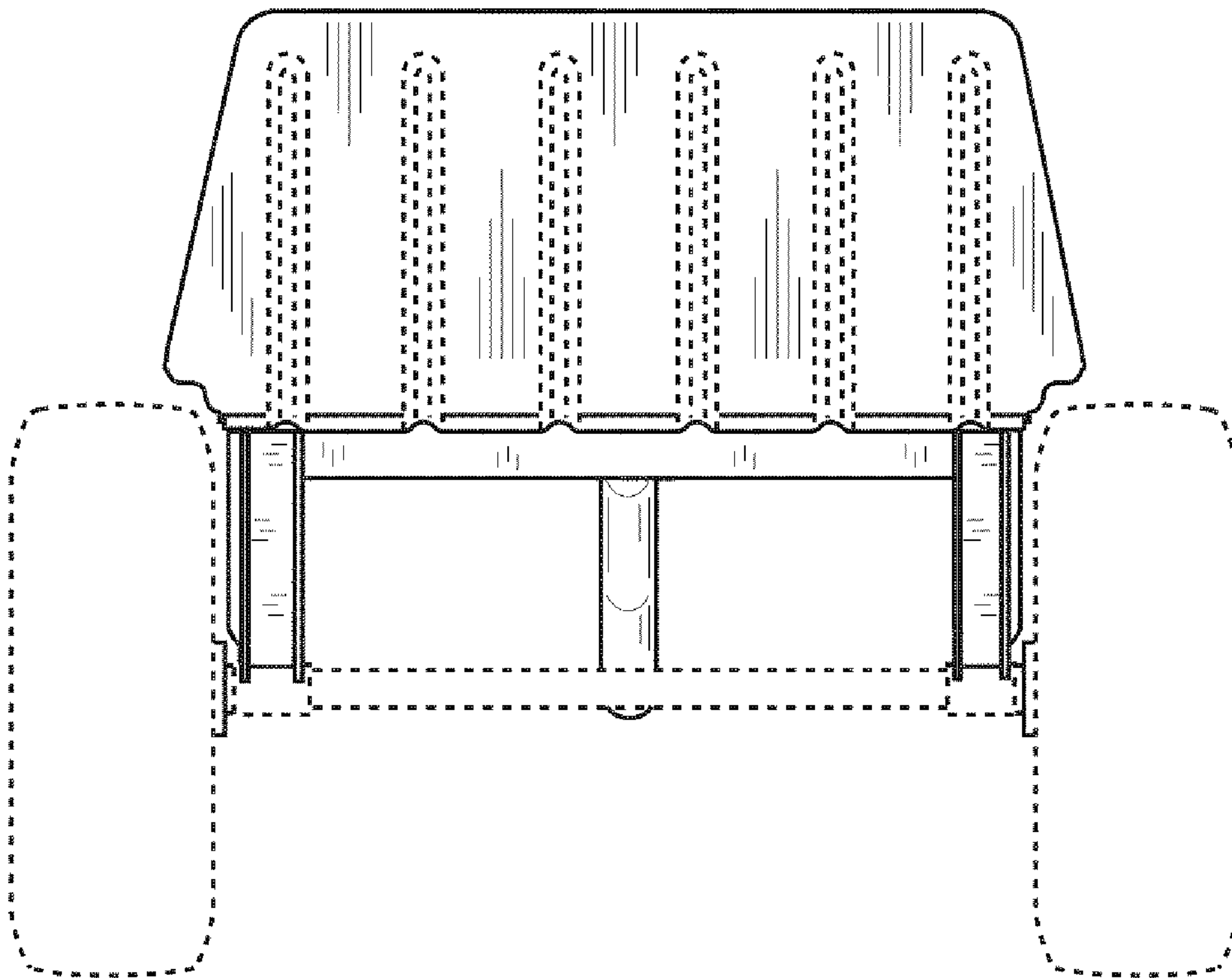


FIG. 7