



US00D644390S

(12) **United States Design Patent**
Smeets et al.

(10) **Patent No.:** **US D644,390 S**

(45) **Date of Patent:** **** Aug. 30, 2011**

(54) **TOUCH BIN**

(76) Inventors: **Joris Kristof Smeets**, Overpelt (BE);
Joost Frans Dora Vanhoof, Mol (BE)

(**) Term: **14 Years**

(21) Appl. No.: **29/348,149**

(22) Filed: **Dec. 2, 2009**

(30) **Foreign Application Priority Data**

Jun. 12, 2009 (EM) 001544495-001/0004

(51) **LOC (9) Cl.** **09-09**

(52) **U.S. Cl.** **D34/7**

(58) **Field of Classification Search** D34/1-11;
220/908-911

See application file for complete search history.

(56) **References Cited**

U.S. PATENT DOCUMENTS

D535,800 S * 1/2007 Yang et al. D34/9
D550,918 S * 9/2007 Wang et al. D34/11
D552,823 S * 10/2007 Yang et al. D34/7
D578,266 S * 10/2008 Yang et al. D34/7

D580,120 S * 11/2008 Lin D34/7
D580,613 S * 11/2008 Yang et al. D34/7
D580,615 S * 11/2008 Yang et al. D34/9
D585,618 S * 1/2009 Yang et al. D34/1
D608,069 S * 1/2010 Schoofs D34/7
D611,671 S * 3/2010 Yang et al. D34/10
D615,722 S * 5/2010 Yang et al. D34/7

* cited by examiner

Primary Examiner — Cynthia Ramirez

(74) *Attorney, Agent, or Firm* — Abelman, Frayne & Schwab

(57) **CLAIM**

The ornamental design for a touch bin, as shown and described.

DESCRIPTION

FIG. 1 is a left-hand side perspective view of a touch bin according to the invention;
FIG. 2 is a right-hand side perspective view of the touch bin;
FIG. 3 is a front view of the touch bin;
FIG. 4 is a left side view of the touch bin;
FIG. 5 is a right side view of the touch bin; and,
FIG. 6 is a rear view of the touch bin.

1 Claim, 6 Drawing Sheets




FIG. 1




FIG. 2




FIG. 3




FIG. 4




FIG. 5



FIG. 6

