



US00D644384S

(12) **United States Design Patent**
Santiago et al.

(10) **Patent No.:** **US D644,384 S**

(45) **Date of Patent:** **** Aug. 30, 2011**

(54) **WAND FOR A VACUUM CLEANER**

(75) Inventors: **Jose Carlito Santiago**, Grand Rapids, MI (US); **Wendy Hui Wu**, Shenzhen (CN); **Lawrence Chun-Hei Chu**, Shenzhen (CN)

(73) Assignee: **BISSELL Homecare, Inc.**, Grand Rapids, MI (US)

(**) Term: **14 Years**

(21) Appl. No.: **29/357,383**

(22) Filed: **Mar. 11, 2010**

(51) **LOC (9) Cl.** **15-05**

(52) **U.S. Cl.** **D32/34**

(58) **Field of Classification Search** 15/395-397, 15/344, 320-322, 410-411, 143.1, 327.1, 15/361, 327, 1, 329, 350, 353, 1.51, 393; 285/7; D32/31, 22, 17, 25, 18; 55/357; 134/198; 392/404; D8/62, 68; D23/223

See application file for complete search history.

(56) **References Cited**

U.S. PATENT DOCUMENTS

D365,179 S *	12/1995	Bradd	D32/31
D525,755 S *	7/2006	Simmonds	D32/34
D561,959 S *	2/2008	Hahn	D32/22
D577,165 S *	9/2008	Quance et al.	D32/34

D588,760 S *	3/2009	Chun et al.	D32/22
D591,016 S *	4/2009	Dyson et al.	D32/22
D614,370 S *	4/2010	Dyson et al.	D32/34
7,891,050 B2 *	2/2011	Liddell	15/410
D635,728 S *	4/2011	Fjellman	D32/22
2010/000044 A1 *	1/2010	Sanderson et al.	15/410
2011/0016657 A1 *	1/2011	Chudleigh	15/327.1
2011/0023262 A1 *	2/2011	Conrad	15/361

* cited by examiner

Primary Examiner — Ruth McInroy

(74) *Attorney, Agent, or Firm* — McGarry Bair PC

(57) **CLAIM**

The ornamental design for a wand for a vacuum cleaner, as shown and described.

DESCRIPTION

FIG. 1 is a front perspective view of a wand for a vacuum cleaner which embodies our design;

FIG. 2 is a front view thereof;

FIG. 3 is a rear view thereof;

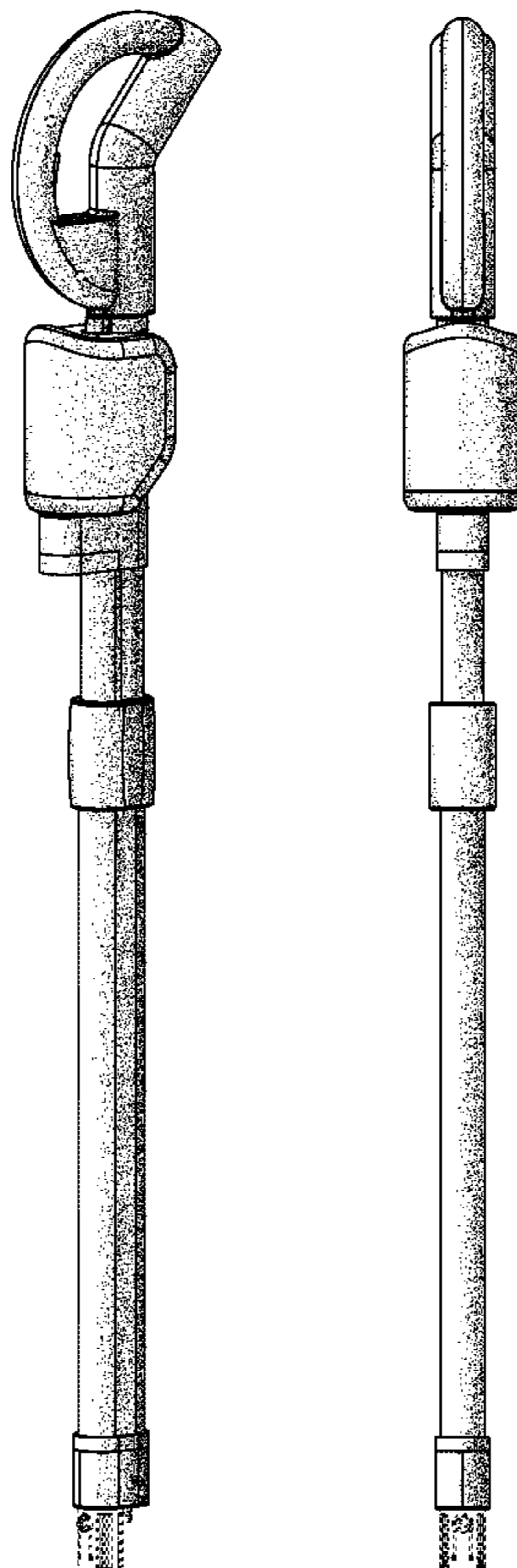
FIG. 4 is a right side view thereof, the left side being a mirror image;

FIG. 5 is a top view thereof; and,

FIG. 6 is a bottom view thereof.

The details shown in broken lines form no part of the claimed design.

1 Claim, 2 Drawing Sheets



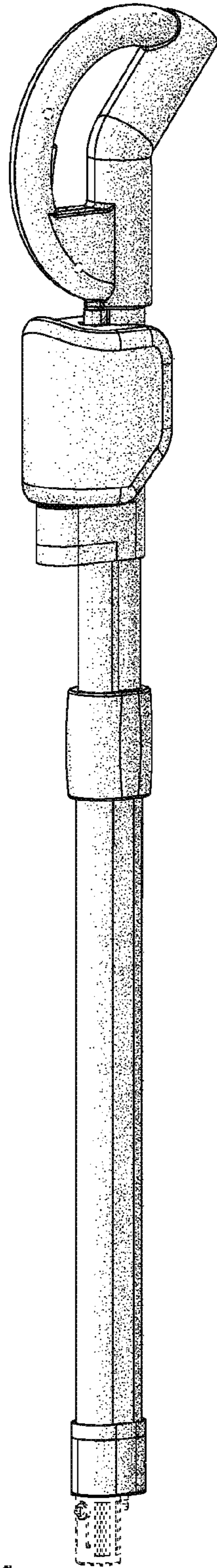


Fig. 1

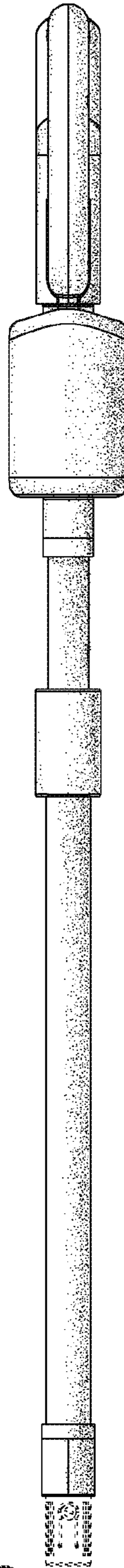


Fig. 2




Fig. 3

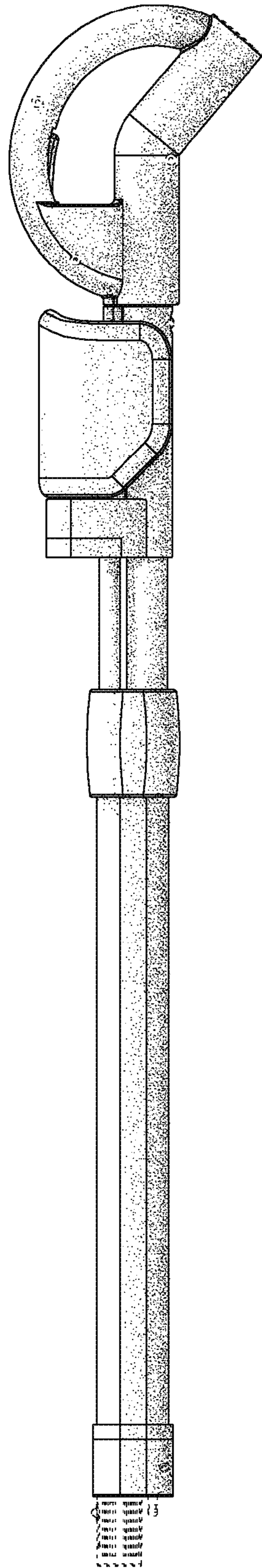


Fig. 4

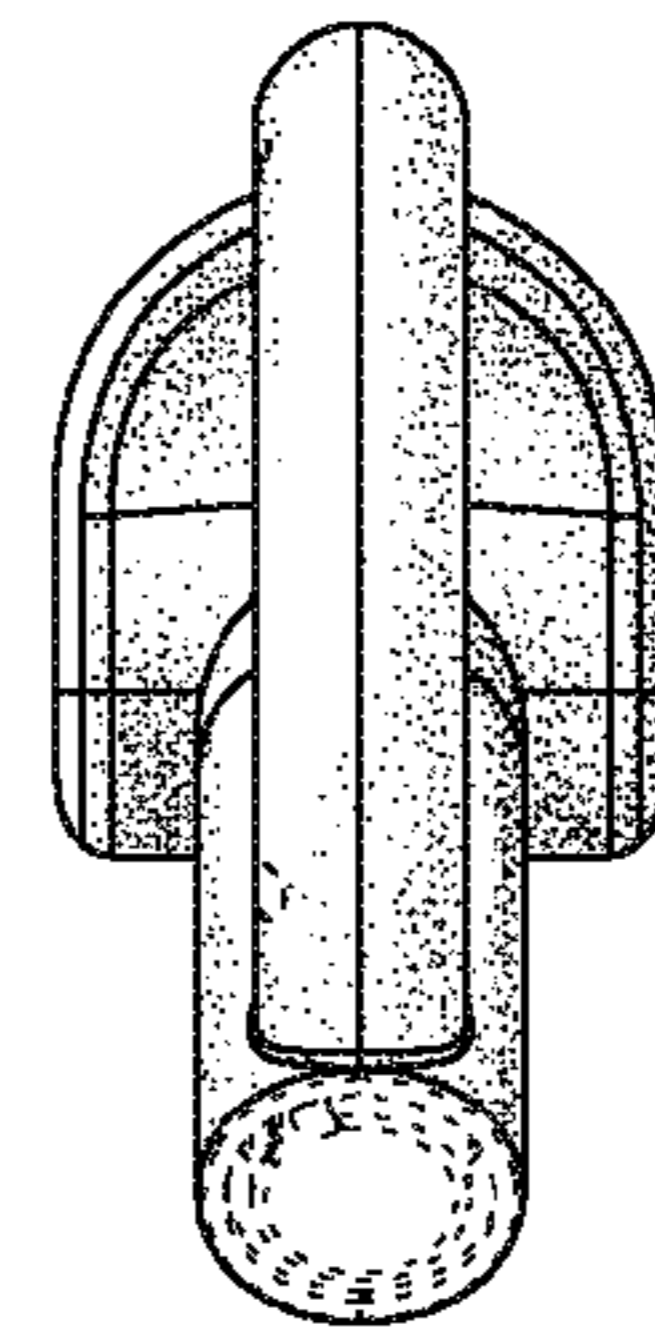


Fig. 5

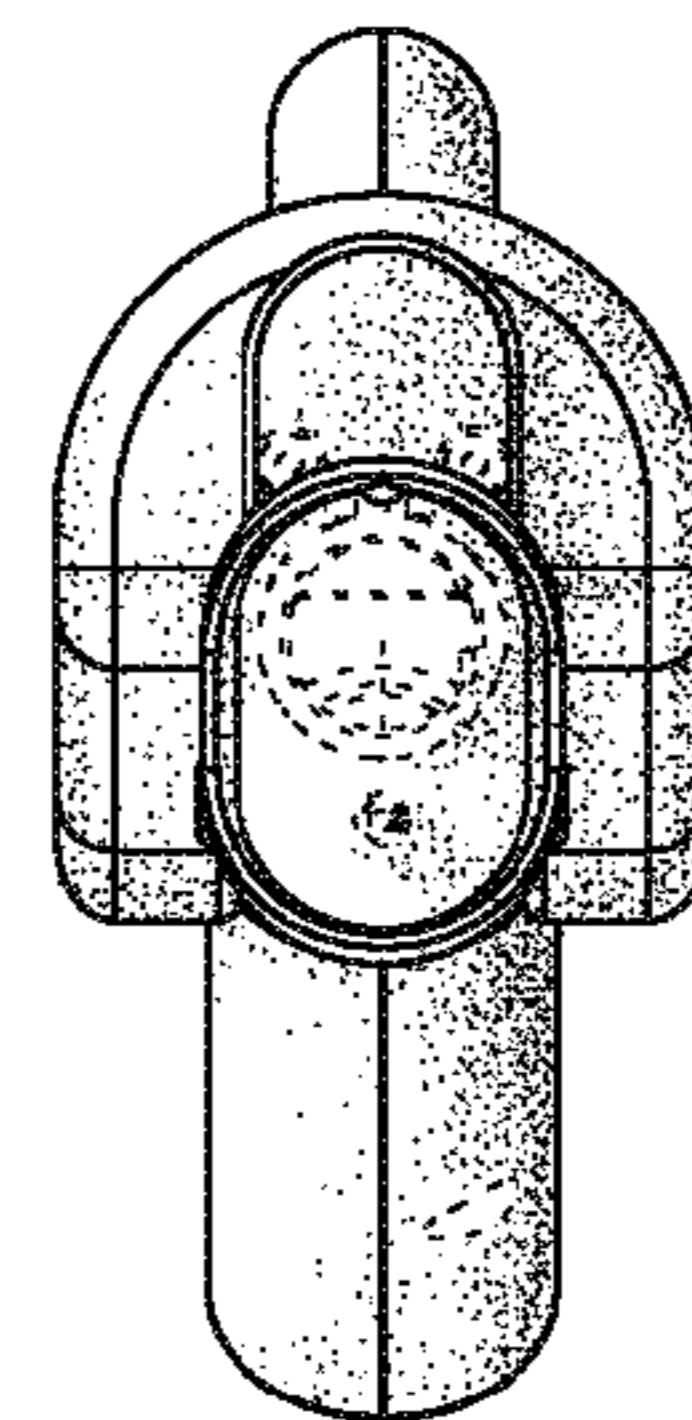


Fig. 6