



US00D644376S

(12) **United States Design Patent**
Morrill

(10) **Patent No.:** **US D644,376 S**

(45) **Date of Patent:** **** Aug. 30, 2011**

(54) **HAIR TEASING COMB**

(76) Inventor: **Richard Morrill**, Littleton, CO (US)

(**) Term: **14 Years**

(21) Appl. No.: **29/341,830**

(22) Filed: **Aug. 13, 2009**

(51) **LOC (9) Cl.** **28-03**

(52) **U.S. Cl.** **D28/21**

(58) **Field of Classification Search** D28/21-34,
D28/39-43; 132/101, 126, 128-131, 144,
132/148, 219, 275-284

See application file for complete search history.

(56) **References Cited**

U.S. PATENT DOCUMENTS

D35,463	S	*	12/1901	Allen	D28/32
785,429	A	*	3/1905	Metcalf	132/146
923,399	A	*	6/1909	Young	132/112
2,227,451	A	*	1/1941	Huppert	132/161
2,303,643	A	*	12/1942	Illingworth	132/119
2,384,013	A	*	9/1945	Caldora	132/157
2,397,696	A	*	4/1946	Schweizer	132/119
2,694,401	A	*	11/1954	Francis	132/116
D311,603	S		10/1990	Drumm		
D347,492	S	*	5/1994	Kruschke et al.	D28/31
D367,544	S	*	2/1996	Bozak	D28/31
D371,634	S		7/1996	Darbyshire et al.		
D418,942	S	*	1/2000	Chen	D28/22
6,427,702	B1	*	8/2002	Silva	132/275
7,231,925	B1	*	6/2007	Wall	132/149

* cited by examiner

Primary Examiner — Zenia Bennett

(74) *Attorney, Agent, or Firm* — Rick Martin; Patent Law Offices of Rick Martin, P.C.

(57) **CLAIM**

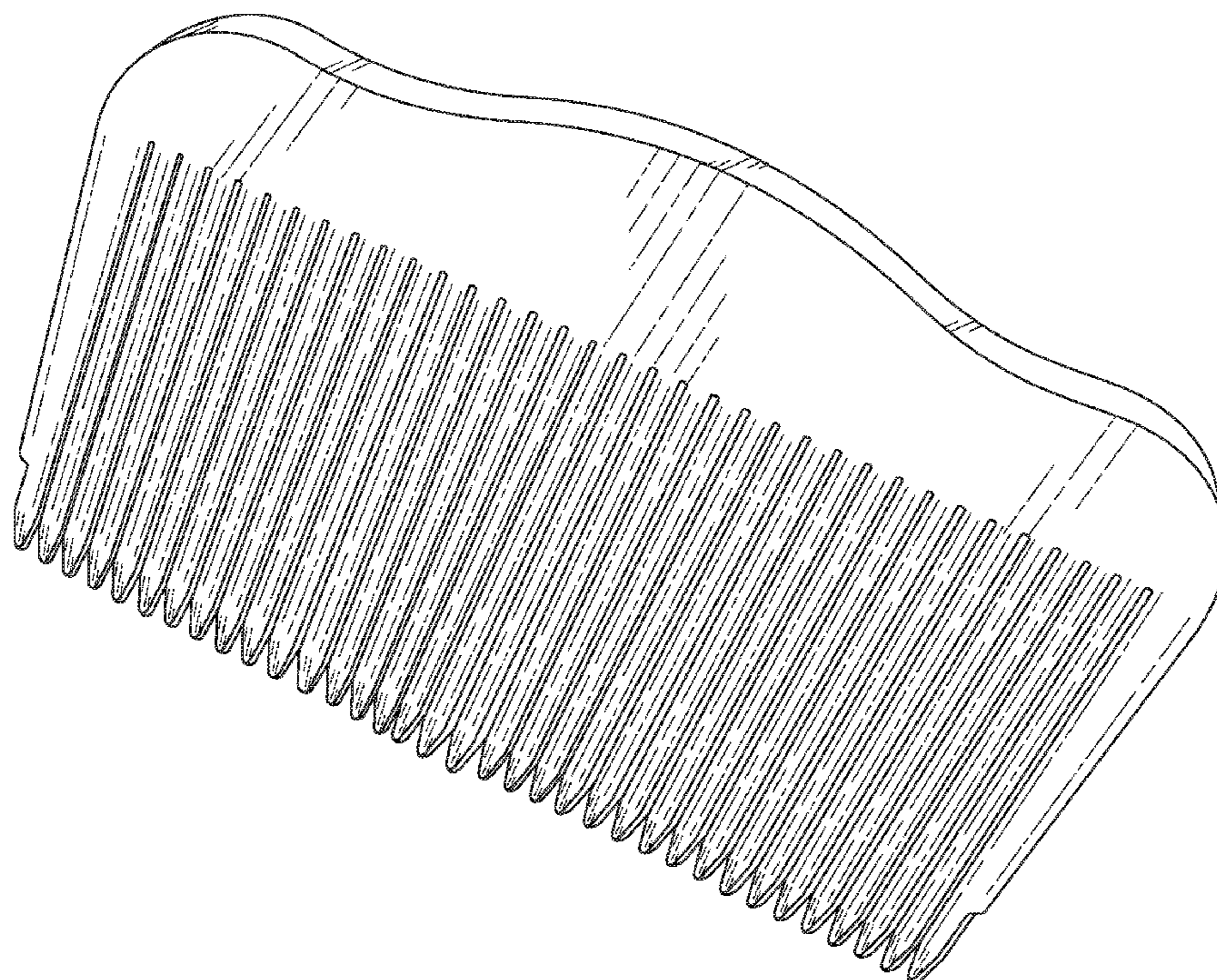
The ornamental design for a hair teasing comb, as shown and described.

DESCRIPTION

FIG. 1 is a top side perspective view of a first embodiment of my design for a hair teasing comb;
 FIG. 2 is a front elevation view of the first embodiment of my new invention;
 FIG. 3 is a rear elevation view of the first embodiment of my new invention;
 FIG. 4 is a top plan view of the first embodiment of my new invention;
 FIG. 5 is a bottom plan view of the first embodiment of my new invention; and,
 FIG. 6 is a left side elevation view of the first embodiment of my new invention. The right side elevation view of this first embodiment of my new invention is identical to the left side elevation view as shown, and therefore, is not shown as an additional figure.

The broken lines in the drawing are for illustrative purposes only and form no part of the claimed design.

1 Claim, 4 Drawing Sheets



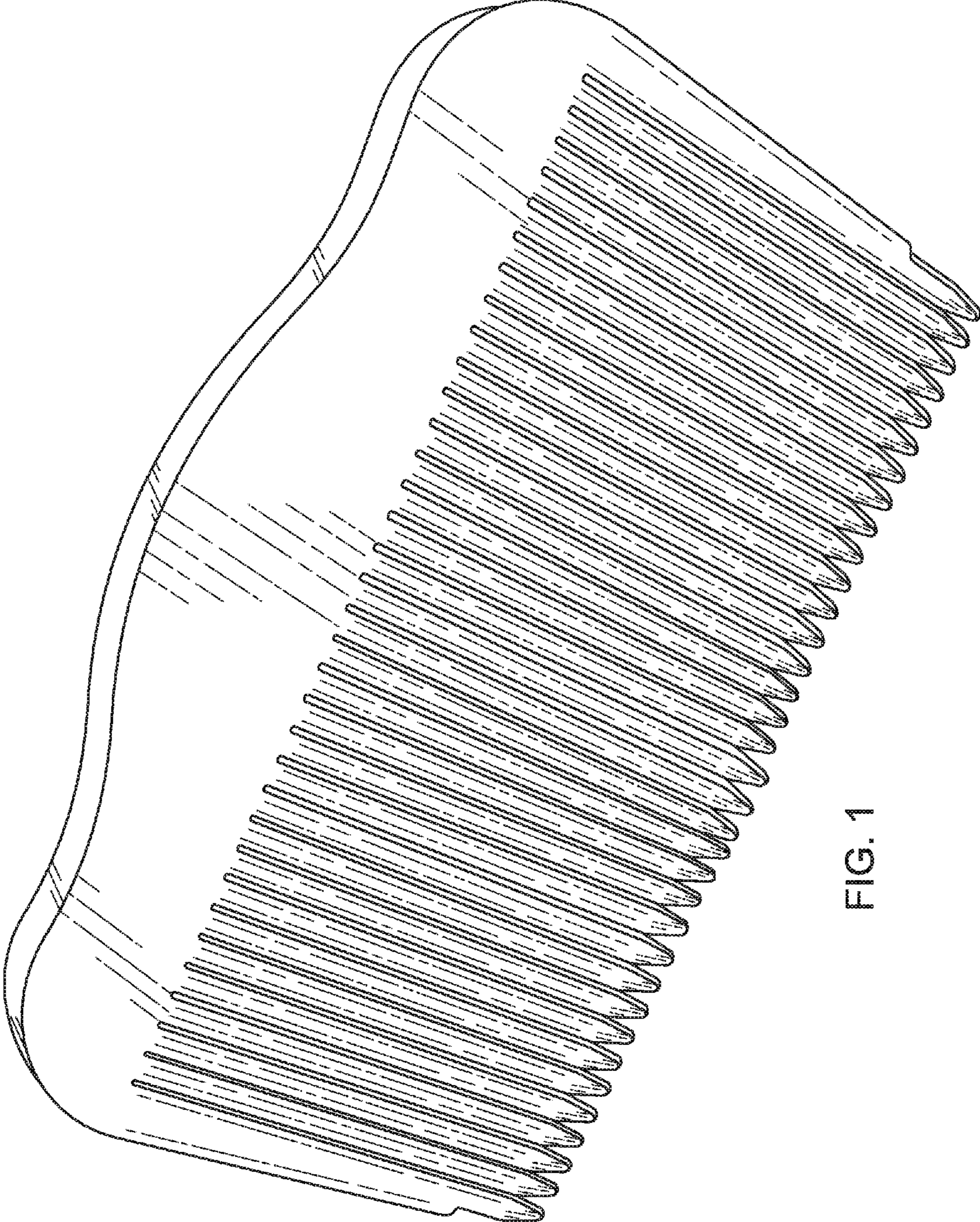


FIG. 1




FIG. 2

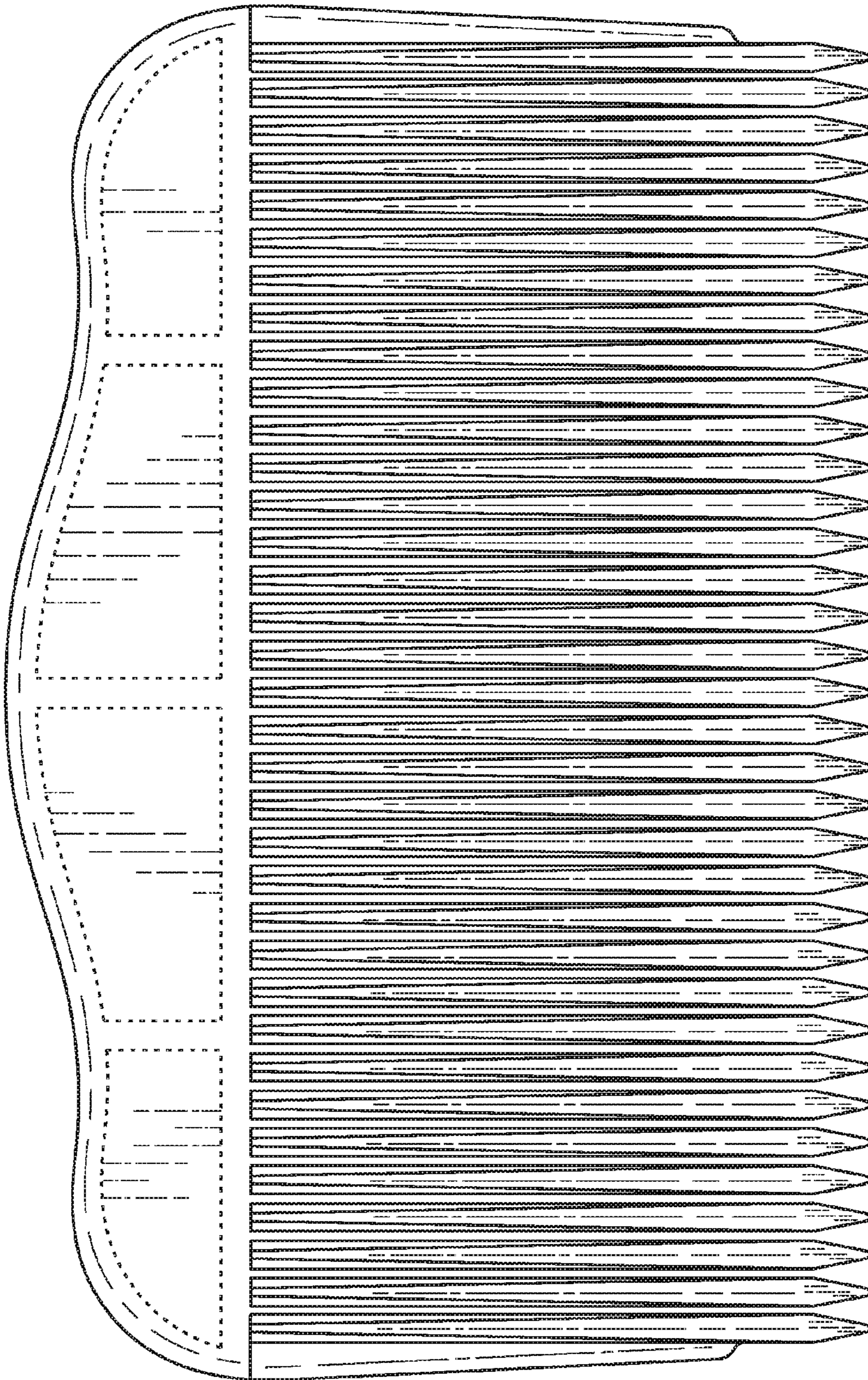


FIG. 3




FIG. 4

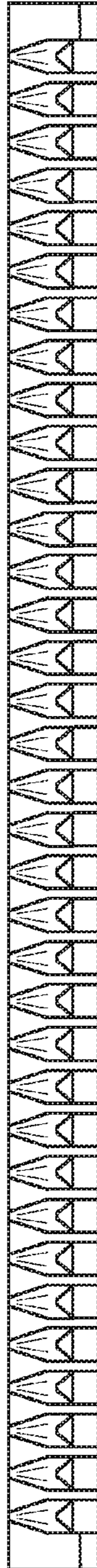


FIG. 5




FIG. 6