



US00D644370S

(12) **United States Design Patent**
Lickiss

(10) **Patent No.:** **US D644,370 S**

(45) **Date of Patent:** **** Aug. 30, 2011**

(54) **LIGHTING FIXTURE HOUSING**

(75) Inventor: **Chris P. Lickiss**, Newton, IA (US)

(73) Assignee: **Musco Corporation**, Oskaloosa, IA (US)

(**) Term: **14 Years**

(21) Appl. No.: **29/379,588**

(22) Filed: **Nov. 22, 2010**

(51) **LOC (9) Cl.** **26-03**

(52) **U.S. Cl.** **D26/85; D26/71**

(58) **Field of Classification Search** D26/67-71,
D26/85, 92; 362/145, 183, 231, 240, 249.02,
362/249.03, 249.04, 249.06, 249.16, 373,
362/431, 432, 311.02, 697, 547

See application file for complete search history.

(56) **References Cited**

U.S. PATENT DOCUMENTS

D568,524 S *	5/2008	Sandell	D26/85
D615,234 S *	5/2010	Oblak	D26/71
D615,235 S *	5/2010	Zheng	D26/71
D615,690 S *	5/2010	Zheng et al.	D26/71
D621,988 S *	8/2010	Zheng et al.	D26/71
D622,433 S *	8/2010	Waters	D26/71
D622,888 S *	8/2010	Chakravarty et al.	D26/71

D631,591 S *	1/2011	Tortel	D26/71
D633,230 S *	2/2011	Chen	D26/24
D634,875 S *	3/2011	Jiang et al.	D26/71

* cited by examiner

Primary Examiner — Clare E Heflin

(74) *Attorney, Agent, or Firm* — McKee, Voorhees & Sease, P.L.C.

(57) **CLAIM**

I claim the ornamental design for a lighting fixture housing, as shown and described.

DESCRIPTION

FIG. 1 is a side and bottom perspective view of the claimed design;

FIG. 2 is a side and top perspective view of the claimed design;

FIG. 3 is a front elevation of FIG. 1;

FIG. 4 is a back elevation of FIG. 1;

FIG. 5 is a right side elevation of FIG. 1;


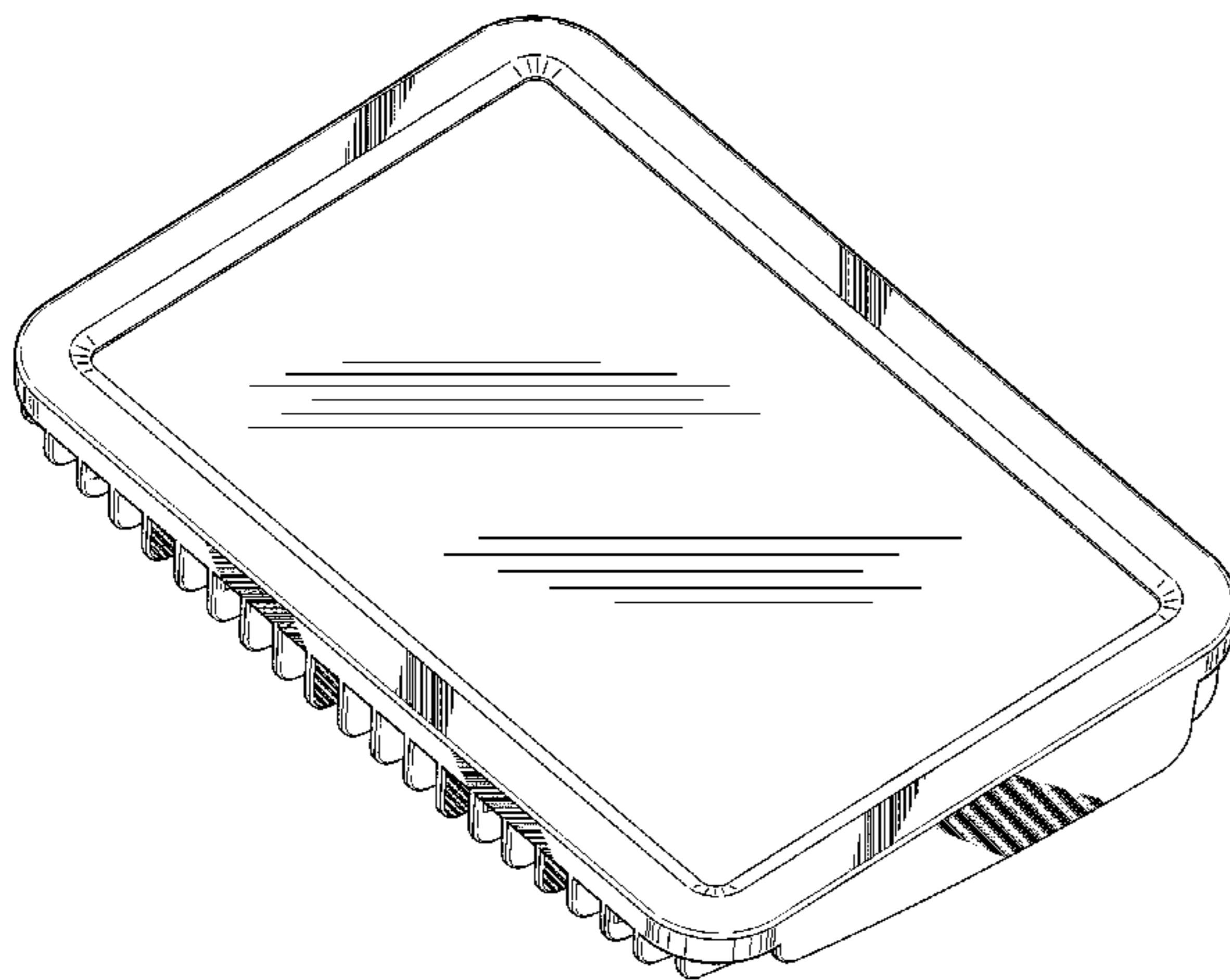
FIG. 6 is a left side elevation of FIG. 1;

FIG. 7 is a top plan view of FIG. 1; and,

FIG. 8 is a bottom plan view of FIG. 1.

The broken lines shown on the drawings depict environment only and form no part of the claimed design.

1 Claim, 8 Drawing Sheets



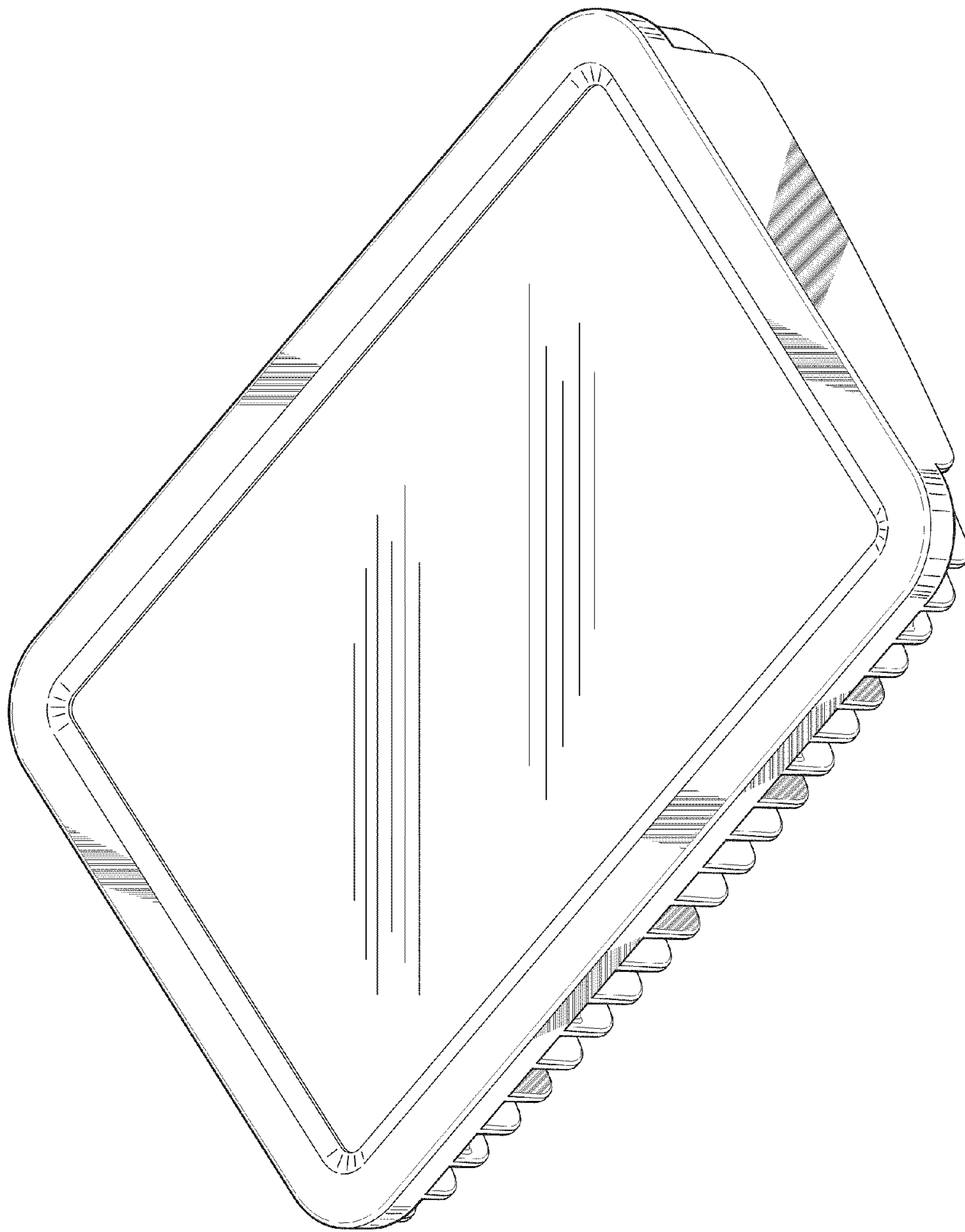


Fig. 1

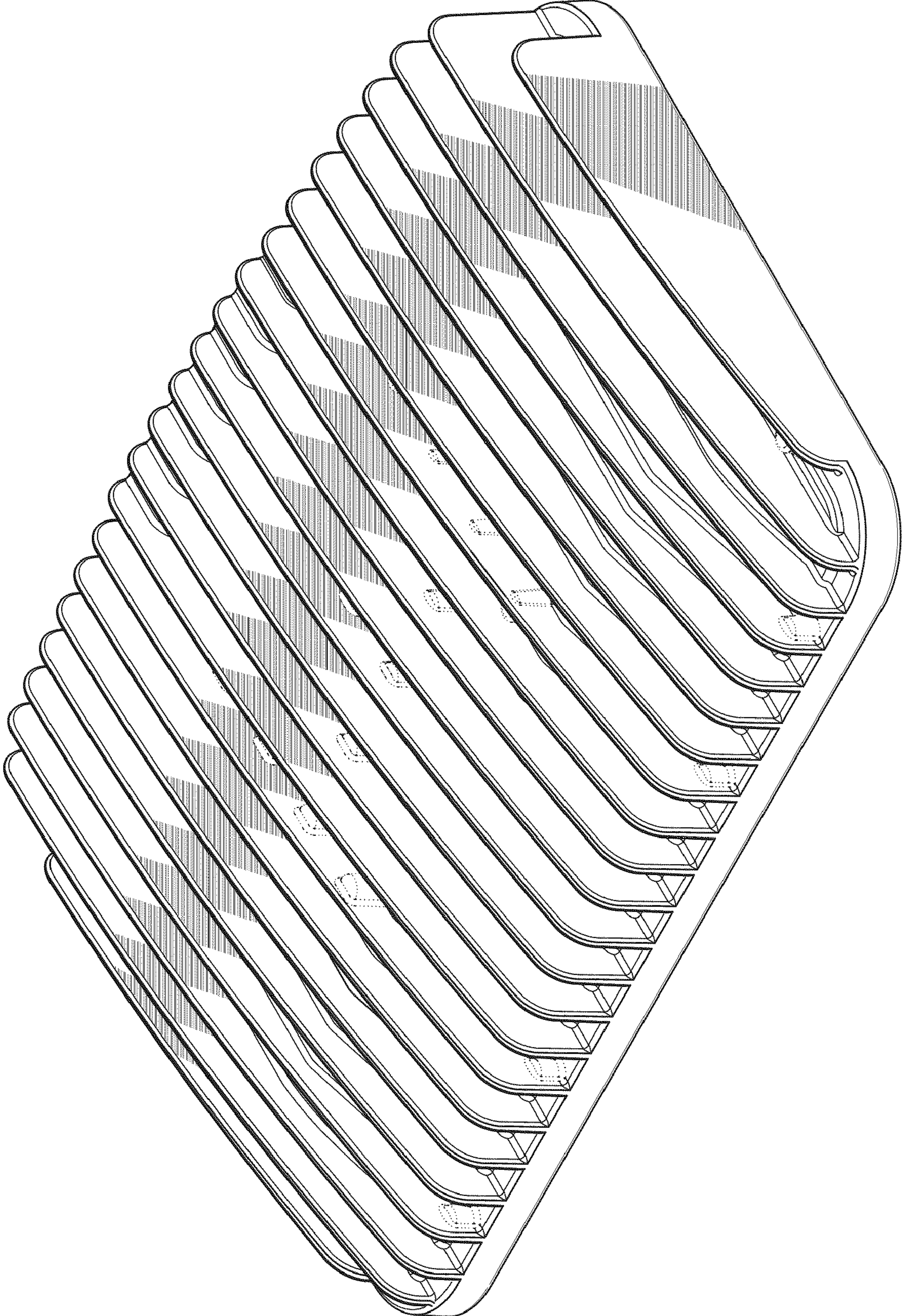


Fig. 2

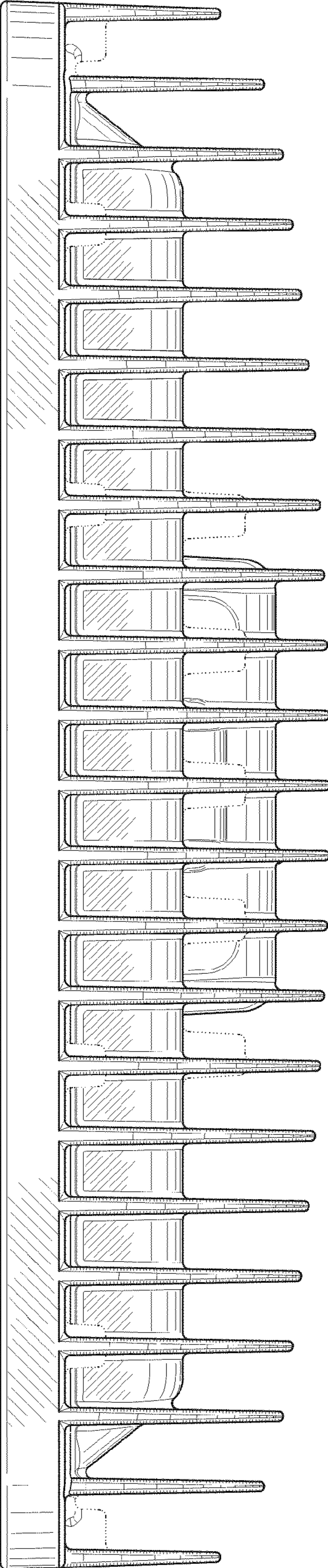


FIG. 3

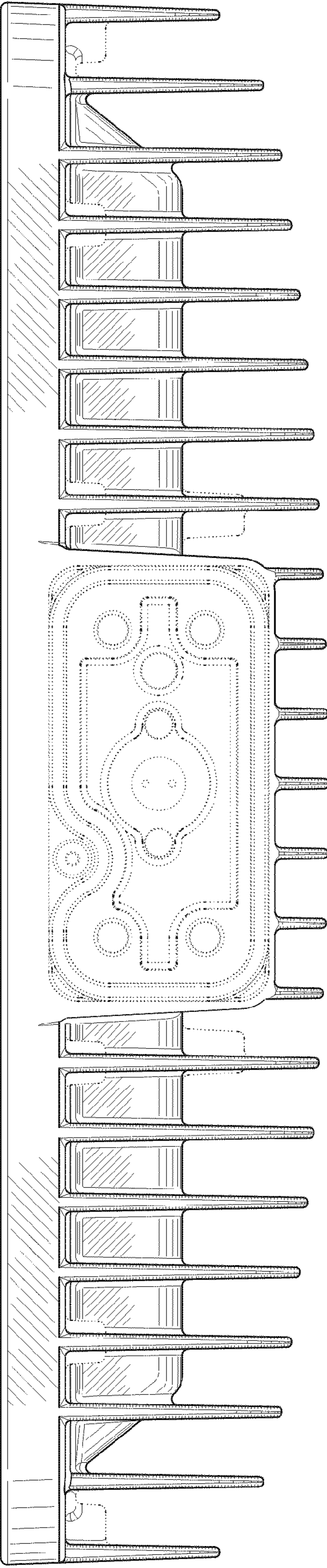


Fig. 4

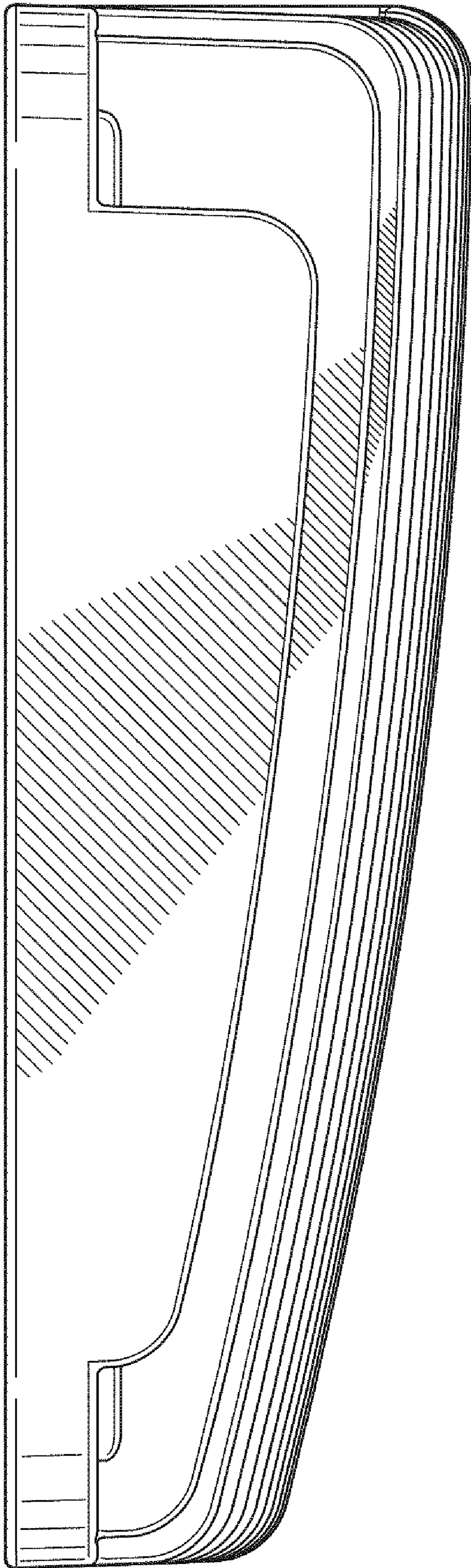


Fig. 5

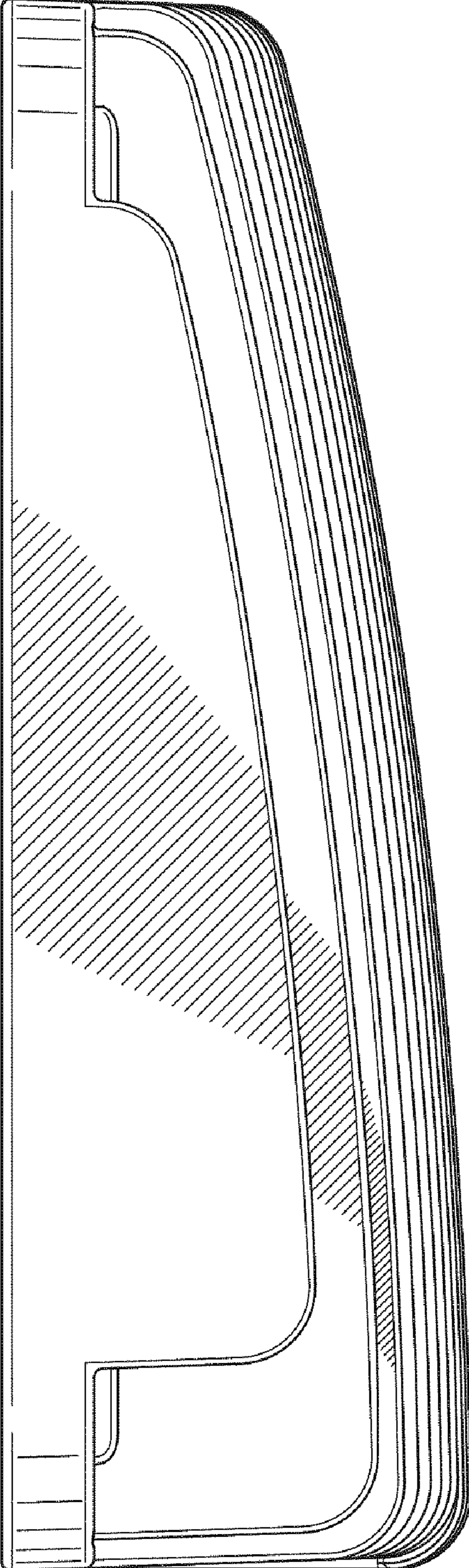


Fig. 6




Fig. 7




Fig. 8