



US00D644348S

(12) **United States Design Patent**  
**Claramonte**

(10) **Patent No.:** **US D644,348 S**

(45) **Date of Patent:** **\*\* Aug. 30, 2011**

(54) **MOSAIC TILE**

(76) **Inventor:** **Albert Claramonte**, Miami, FL (US)

(\*\*) **Term:** **14 Years**

(21) **Appl. No.:** **29/365,702**

(22) **Filed:** **Jul. 13, 2010**

(51) **LOC (9) Cl.** ..... **25-01**

(52) **U.S. Cl.** ..... **D25/163**

(58) **Field of Classification Search** ..... D25/145,  
D25/150, 157, 158, 163, 138, 113; 52/306,  
52/311.1, 311.2, 314, 316, 390, 384, 392,  
52/403.1, 386, 391, 605, 602, 579, 588.1,  
52/591.4, 600; 428/38, 50, 49, 106; 404/34,  
404/39, 42, 46, 41, 50

See application file for complete search history.

(56) **References Cited**

**U.S. PATENT DOCUMENTS**

586,795	A *	7/1897	Jones	.....	428/49
1,994,204	A *	3/1935	Walls	.....	144/350
2,248,233	A *	7/1941	Heritage	.....	428/165
3,002,309	A *	10/1961	Snyder	.....	156/63

3,091,899	A *	6/1963	Bordlein	.....	52/306
6,820,383	B2 *	11/2004	Vos	.....	52/311.1
D578,669	S *	10/2008	Kaump	.....	D25/163
D599,918	S *	9/2009	Knutson	.....	D25/157

\* cited by examiner

*Primary Examiner* — Doris Clark

(74) *Attorney, Agent, or Firm* — QuickPatents, Inc.; Kevin Prince

(57) **CLAIM**

What is claimed is the ornamental design for a mosaic tile, as shown and described.

**DESCRIPTION**

FIG. 1 is a perspective view of a mosaic tile, showing the new design;

FIG. 2 is an exploded perspective view thereof;

FIG. 3 is a top plan view thereof; and

FIG. 4 is a bottom plan view thereof.

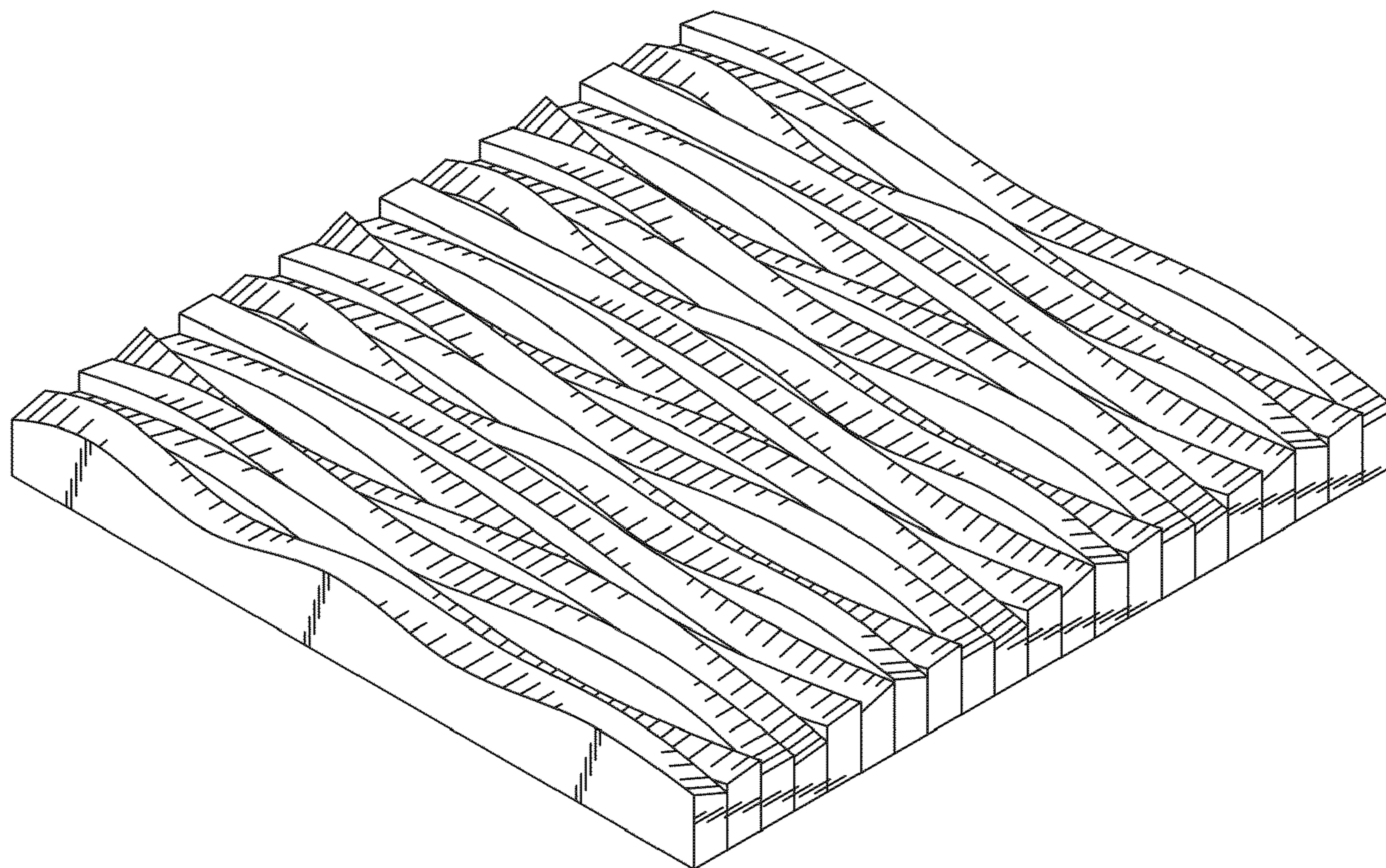
FIG. 5 is a front elevational view thereof;

FIG. 6 is a rear elevational view thereof;

FIG. 7 is a left-side elevational view thereof; and,

FIG. 8 is a right-side elevational view thereof.

**1 Claim, 3 Drawing Sheets**



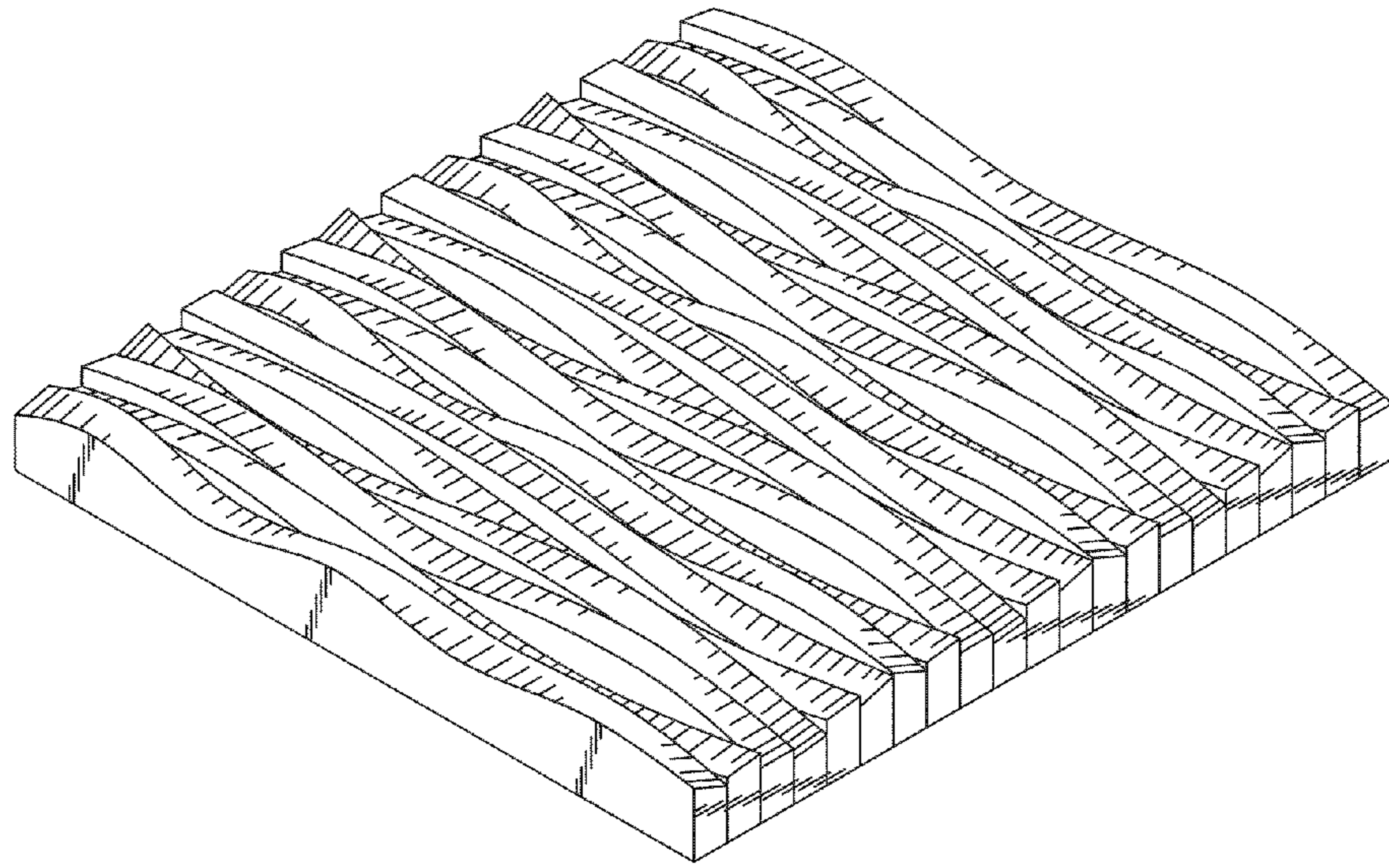


FIG. 1

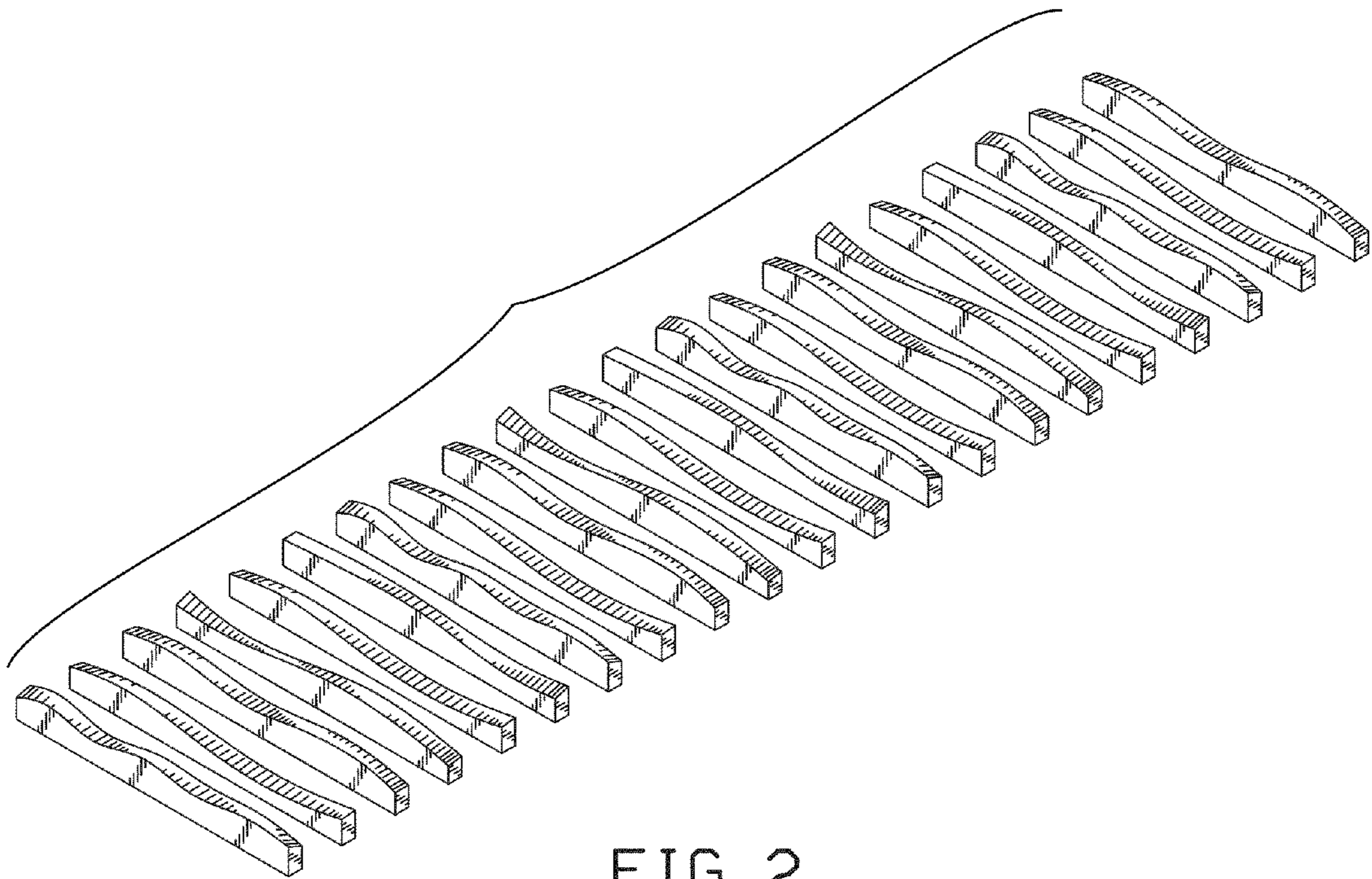


FIG. 2




FIG. 3




FIG. 4

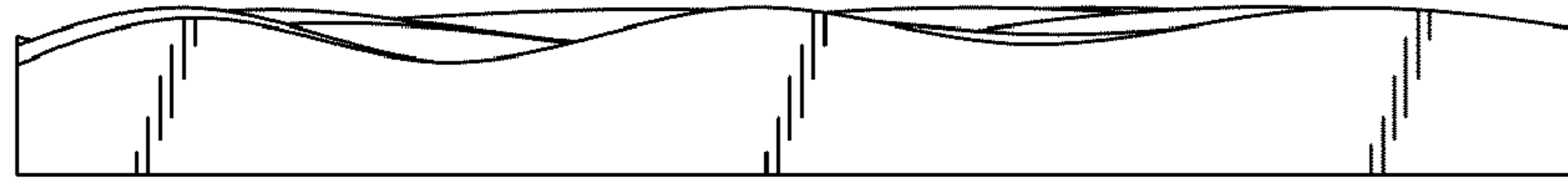


FIG. 5

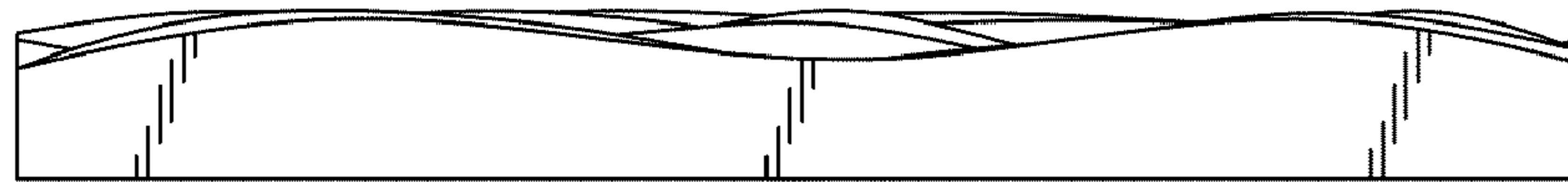


FIG. 6

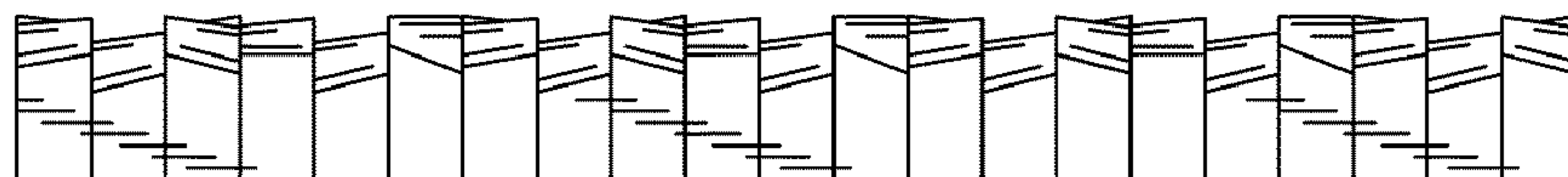


FIG. 7

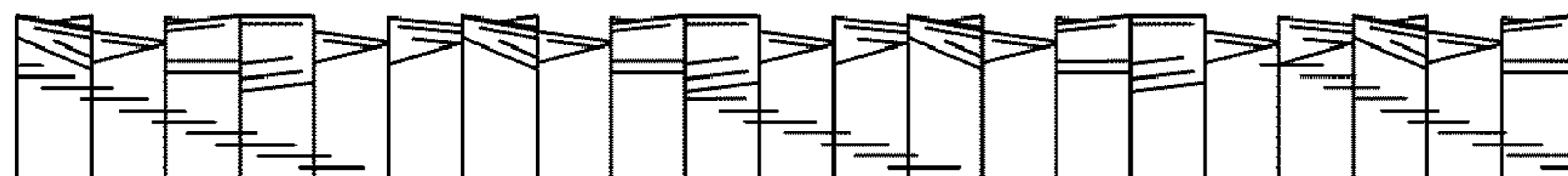


FIG. 8