



US00D644342S

(12) **United States Design Patent**
Hudson, Jr. et al.

(10) **Patent No.:** **US D644,342 S**

(45) **Date of Patent:** **** Aug. 30, 2011**

(54) **TILE ROOF PANEL**

(75) Inventors: **Willard C. Hudson, Jr.**, Southlake, TX (US); **James F. Sauter**, Cleburne, TX (US); **Kevin B. Pelka**, Lake Elsinore, CA (US); **Geoffrey S. Allan**, Arlington, TX (US); **Peter B. Richards**, Auckland (NZ); **David R. Painter**, North Shore Auckland (NZ)

(73) Assignee: **DECRA Roofing Systems, Inc.**, Arlington, TX (US)

(**) Term: **14 Years**

(21) Appl. No.: **29/379,312**

(22) Filed: **Nov. 17, 2010**

(51) **LOC (9) Cl.** **25-01**

(52) **U.S. Cl.** **D25/140; D25/139**

(58) **Field of Classification Search** D25/139, D25/140; 52/519, 526, 518, 536, 539, 541, 52/544; 126/621, 622, 623

See application file for complete search history.

(56) **References Cited**

U.S. PATENT DOCUMENTS

734,976	A *	7/1903	Simmerman	52/536
3,114,218	A *	12/1963	MacQuere	52/222
4,204,520	A *	5/1980	Rosenberg	126/622
4,244,355	A *	1/1981	Stout	126/622
4,606,164	A *	8/1986	Mendez	52/536

4,731,969	A *	3/1988	Baker et al.	52/536
D331,812	S *	12/1992	Bunger	D25/139
6,564,523	B1 *	5/2003	Iole et al.	52/521
D478,179	S *	8/2003	Fifield	D25/140
7,845,141	B2 *	12/2010	Martinique	52/748.1
2009/0223550	A1 *	9/2009	Curtin et al.	136/244

* cited by examiner

Primary Examiner — Doris Clark

(74) *Attorney, Agent, or Firm* — Baker & McKenzie LLP

(57) **CLAIM**

The ornamental design for a tile roof panel, as shown and described.

DESCRIPTION

FIG. 1 is a perspective view of a tile roof panel in accordance with our design;

FIG. 2 is another perspective view of the tile roof panel in accordance with our design;

FIG. 3 is a top plan view of the tile roof panel in accordance with our design;

FIG. 4 is a front elevation view of the tile roof panel in accordance with our design;

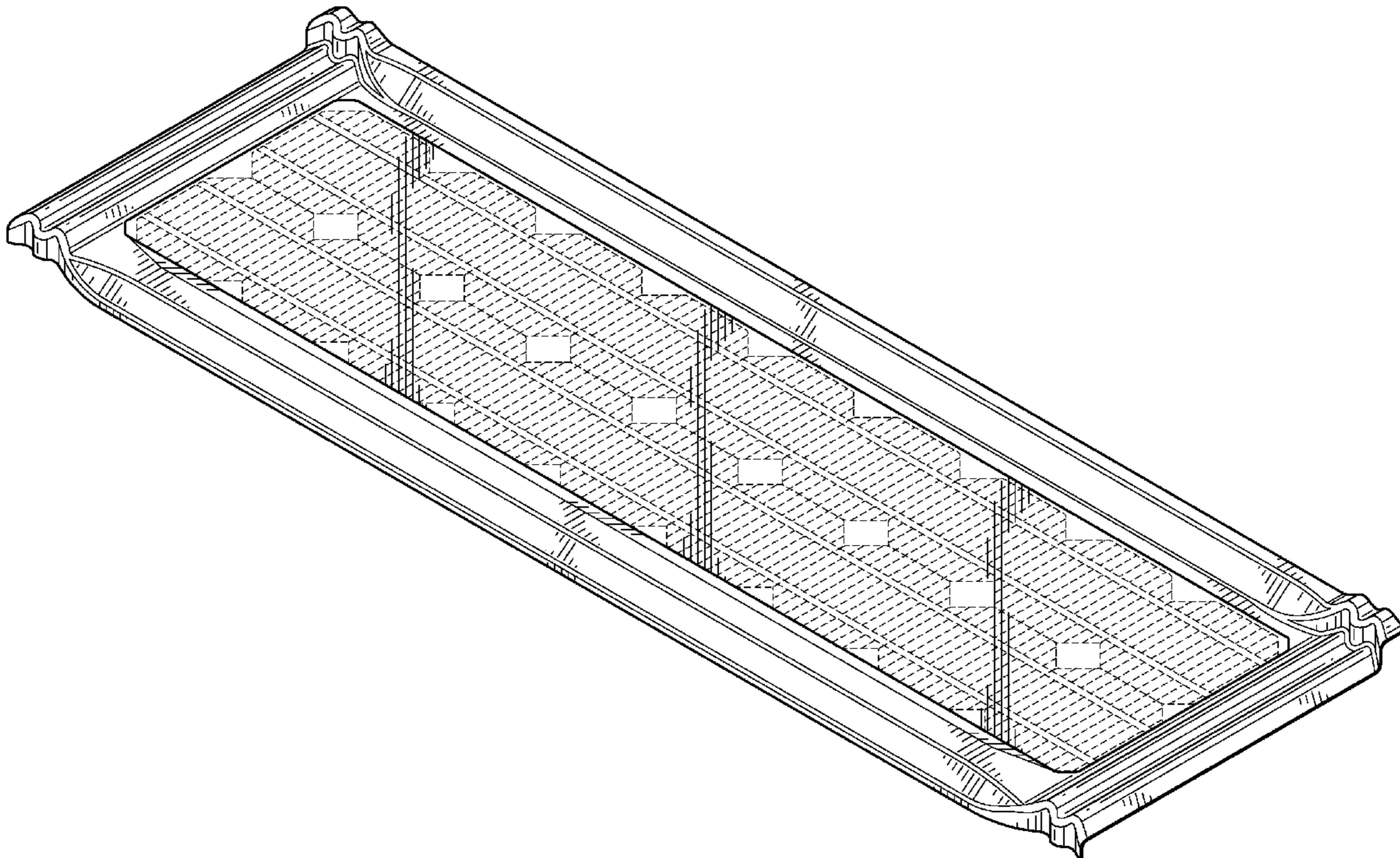
FIG. 5 is a side elevation view of the tile roof panel in accordance with our design, the opposite side being a mirror image;

FIG. 6 is a back elevation view of the tile roof panel in accordance with our design; and,

FIG. 7 is a bottom plan view of the tile roof panel in accordance with our design.

The broken lines showing environmental structure are for illustrative purposes and form no part of the claimed design.

1 Claim, 4 Drawing Sheets



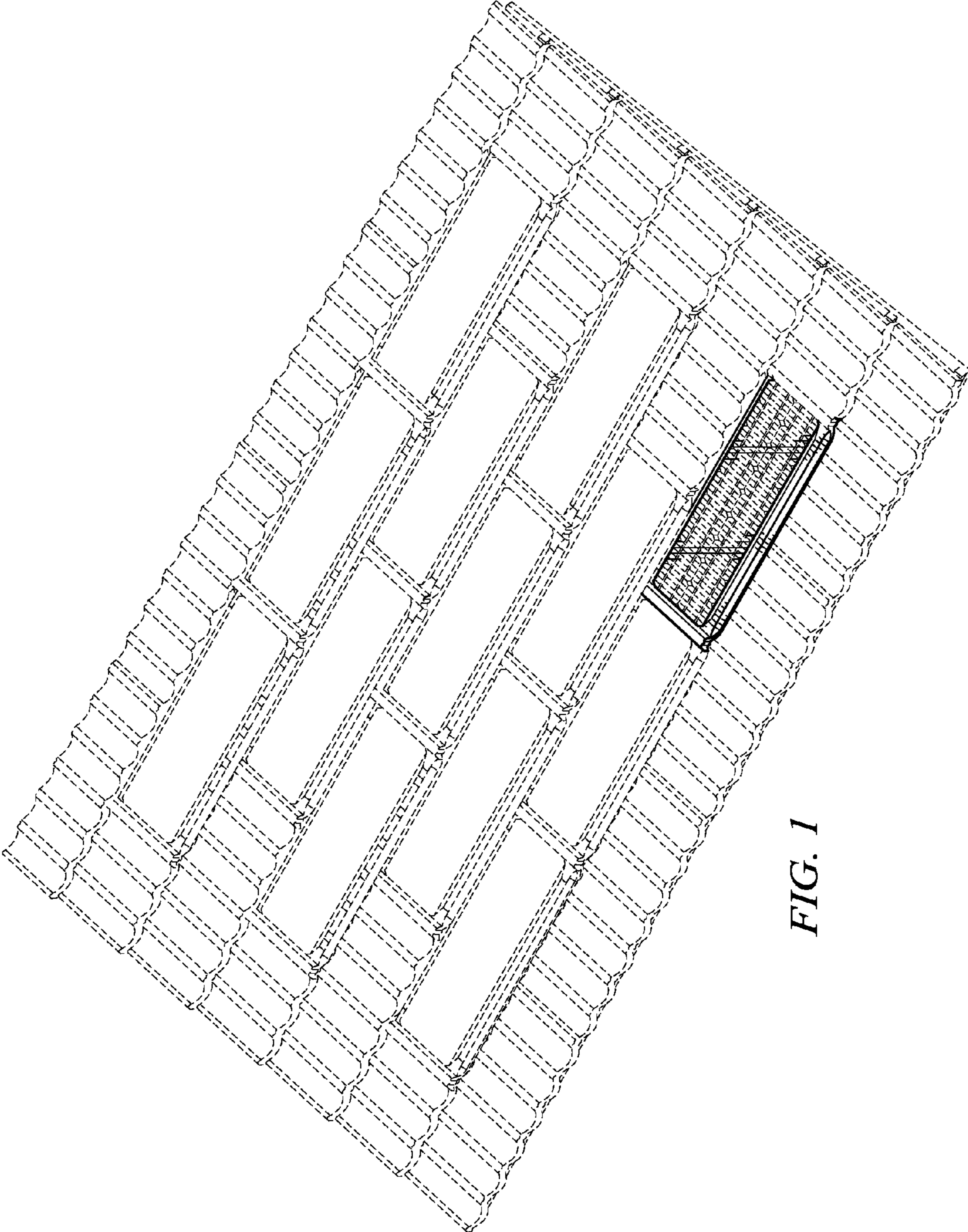


FIG. 1

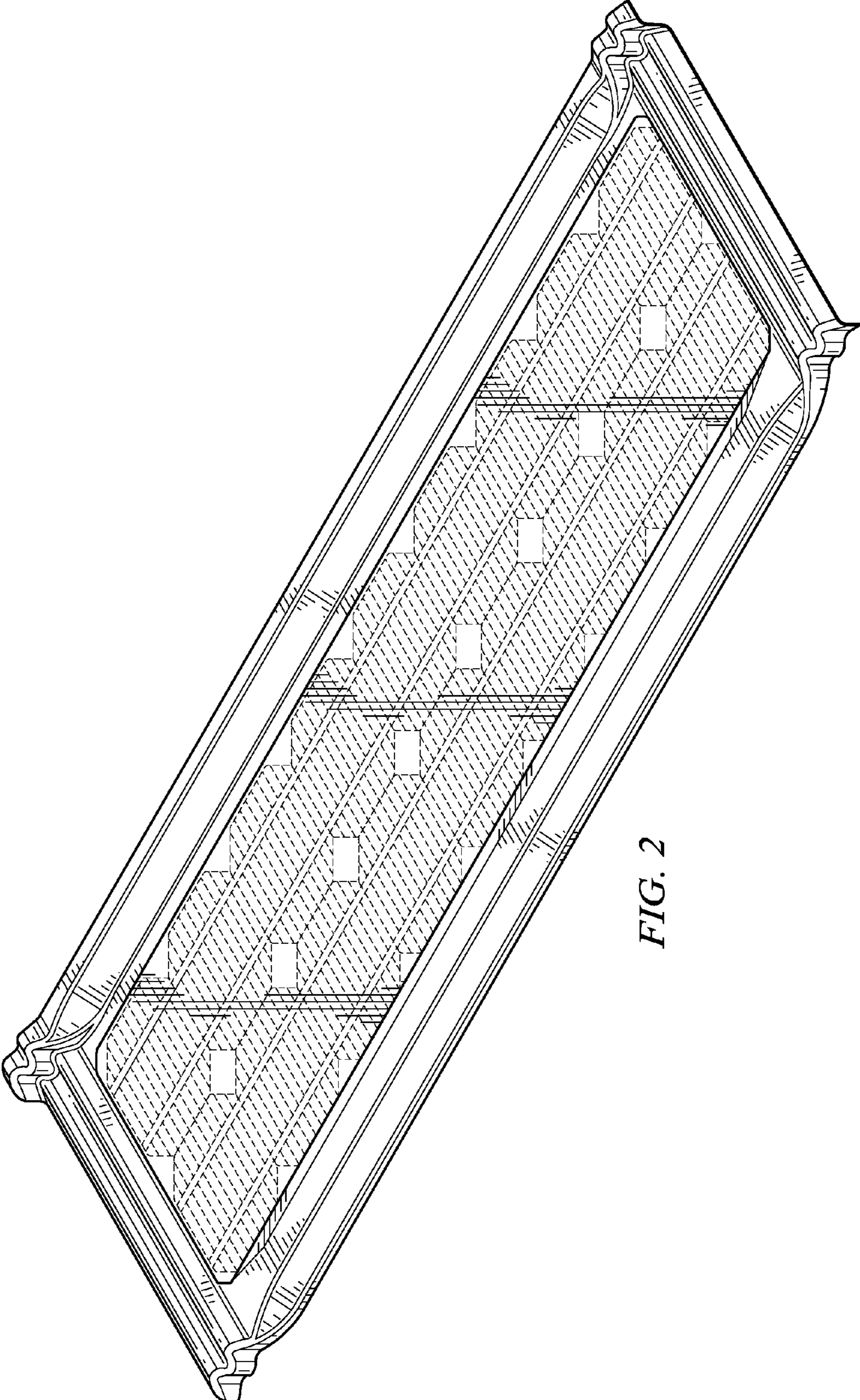


FIG. 2

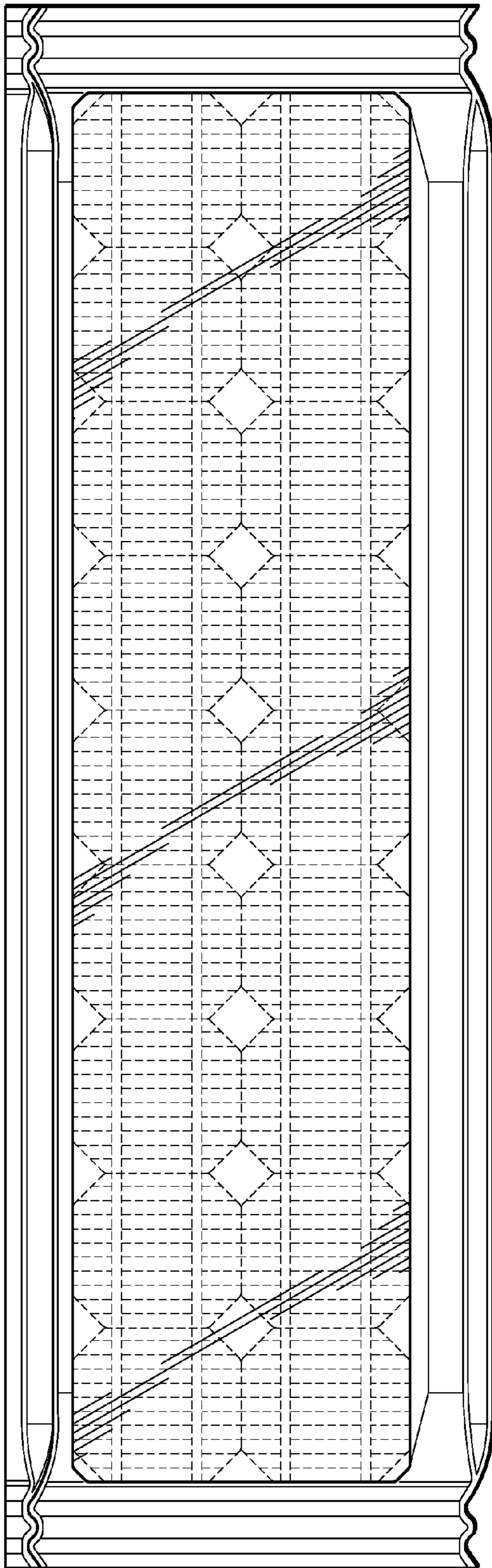


FIG. 3

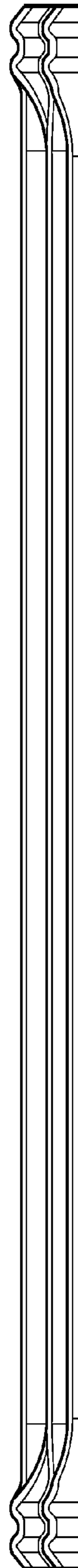


FIG. 4

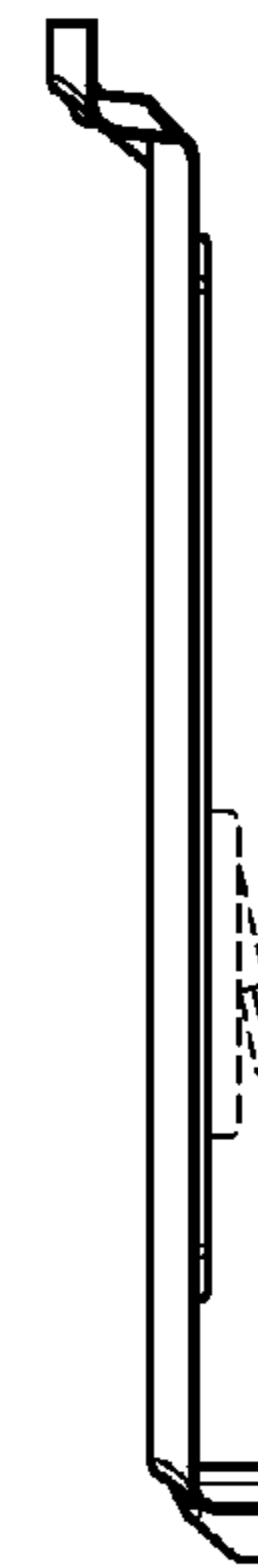


FIG. 5

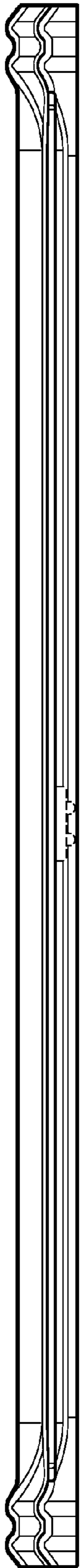


FIG. 6

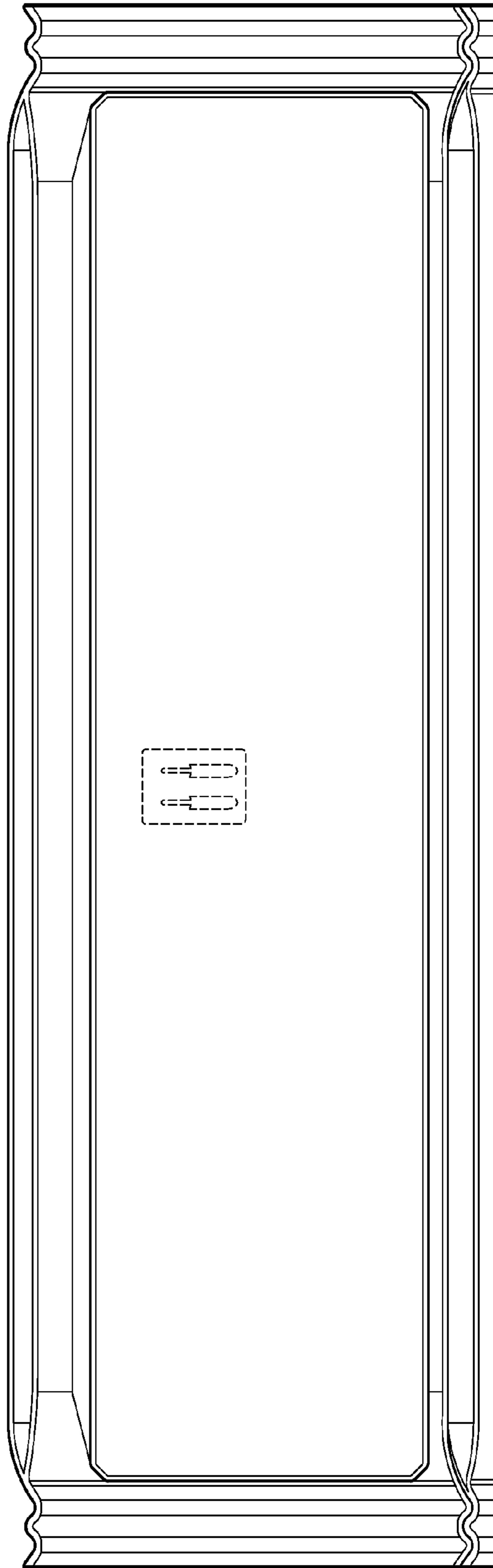


FIG. 7