



US00D644341S

(12) **United States Design Patent**
Martin et al.

(10) **Patent No.:** **US D644,341 S**

(45) **Date of Patent:** **** Aug. 30, 2011**

(54) **COMBINED CEILING AND WALL PANEL**

(75) Inventors: **Guillaume Martin**, Rochetoirin (FR);
Michael Damen, Rochetoirin (FR)

(73) Assignee: **3form, Inc.**, Salt Lake City, UT (US)

(**) Term: **14 Years**

(21) Appl. No.: **29/377,227**

(22) Filed: **Oct. 19, 2010**

(51) **LOC (9) Cl.** **25-01**

(52) **U.S. Cl.** **D25/138**

(58) **Field of Classification Search** D25/138,
D25/157, 150, 58; 52/222, 220.6, 236.1,
52/313, 390, 506.01, 506.06, 506.08, 22,
52/506.07; 428/51, 52, 106
See application file for complete search history.

(56) **References Cited**

U.S. PATENT DOCUMENTS

D244,547	S *	5/1977	Tellman et al.	D25/150
D373,831	S *	9/1996	Lechleiter et al.	D25/58
6,807,785	B2 *	10/2004	Lynch et al.	52/506.06
6,834,467	B2 *	12/2004	Gulbrandsen et al.	52/506.07
D513,537	S *	1/2006	Gulbrandsen	D25/150

D533,284	S *	12/2006	Bledsoe et al.	D25/138
7,406,802	B2 *	8/2008	Stackenwalt et al.	52/222
D585,571	S *	1/2009	Zeilinger et al.	D25/138
D612,066	S *	3/2010	Waters	D25/58
7,681,370	B2 *	3/2010	Waters et al.	52/506.08

* cited by examiner

Primary Examiner — Doris Clark

(74) *Attorney, Agent, or Firm* — Workman Nydegger

(57) **CLAIM**

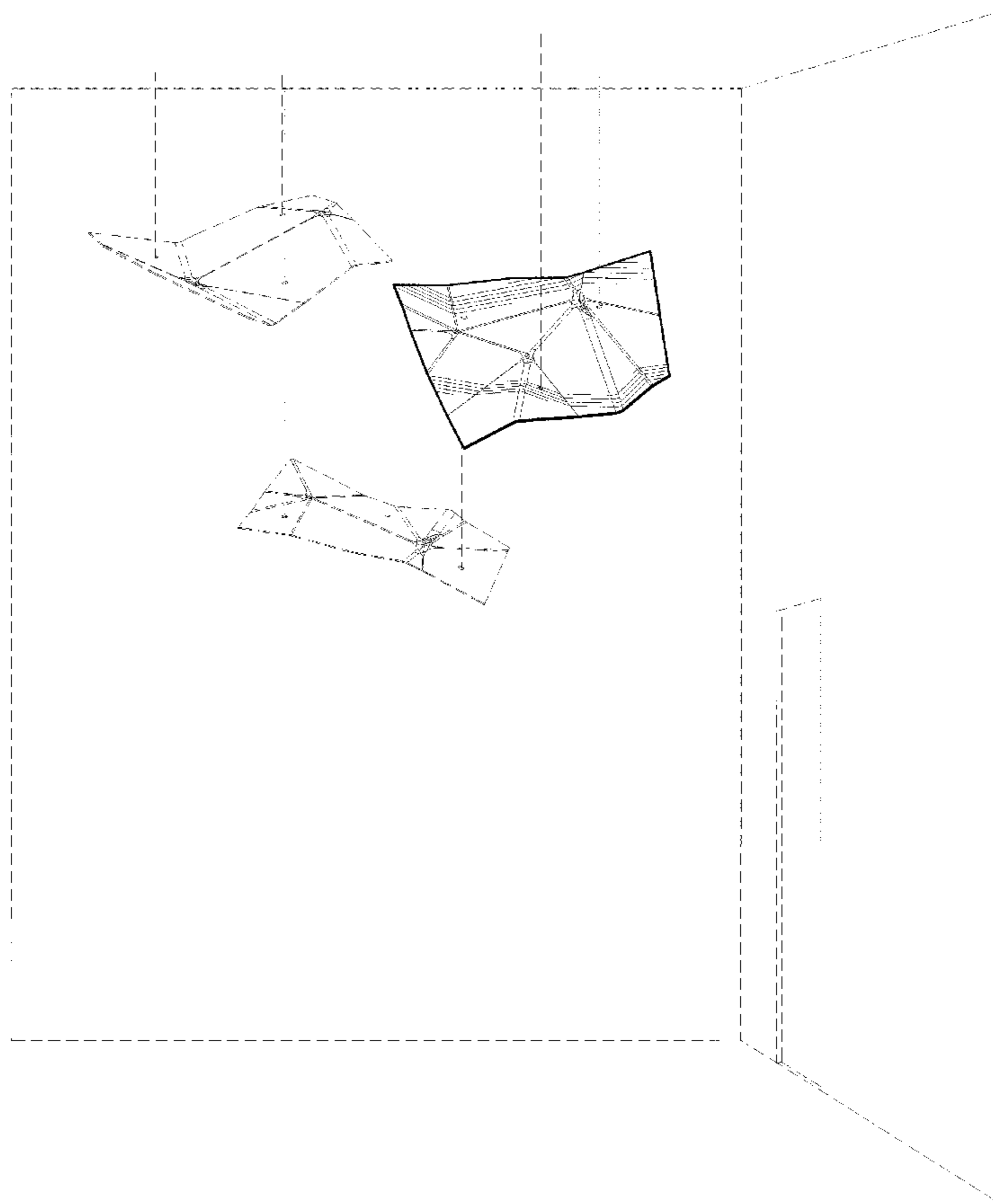
We claim the ornamental design for a combined ceiling and wall panel, as shown and described.

DESCRIPTION

FIG. 1 is a side perspective view of an Alta medium I design as used in a ceiling structure in an exemplary environment; FIG. 2 is a top perspective view thereof; FIG. 3 is a top plan view thereof; FIG. 4 is a left elevational view thereof; FIG. 5 is right elevational view thereof; FIG. 6 is a front elevational view thereof; FIG. 7 is a rear elevational view thereof; and FIG. 8 is a bottom plan view thereof.

The broken lines included in the drawings are for illustrative purposes and form no part of the claimed design.

1 Claim, 4 Drawing Sheets



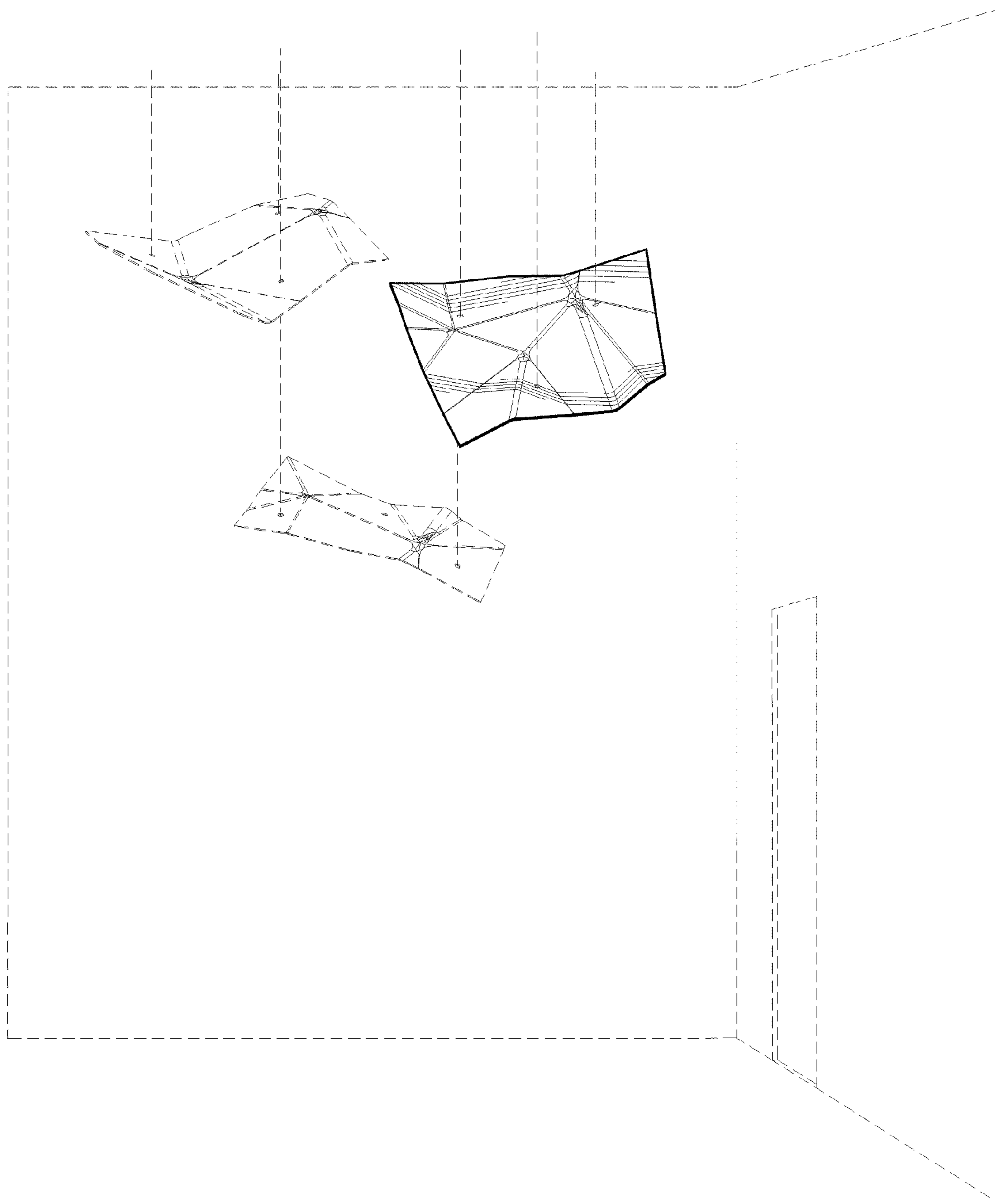


Fig. 1

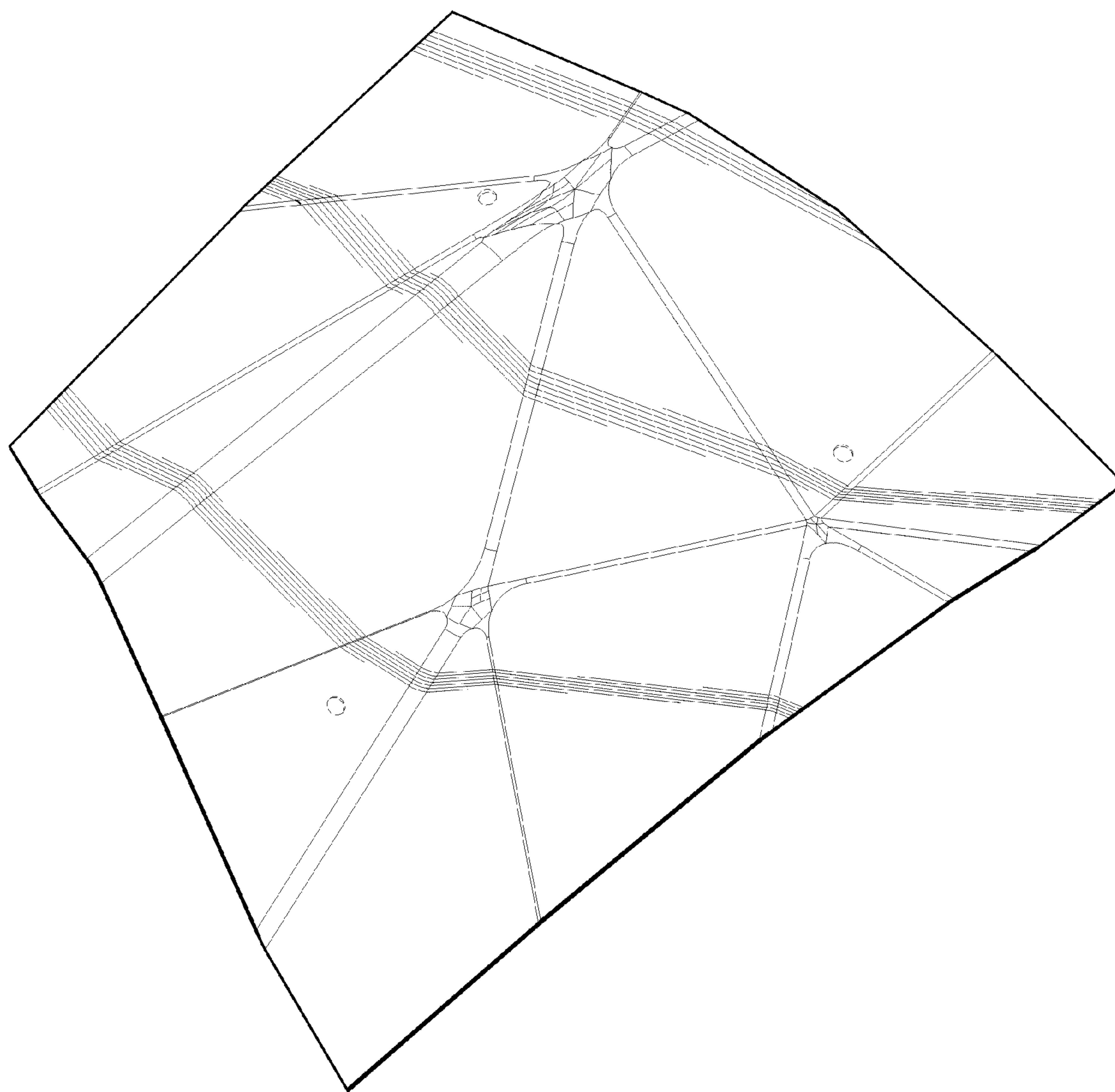


Fig. 2




Fig. 6



Fig. 4

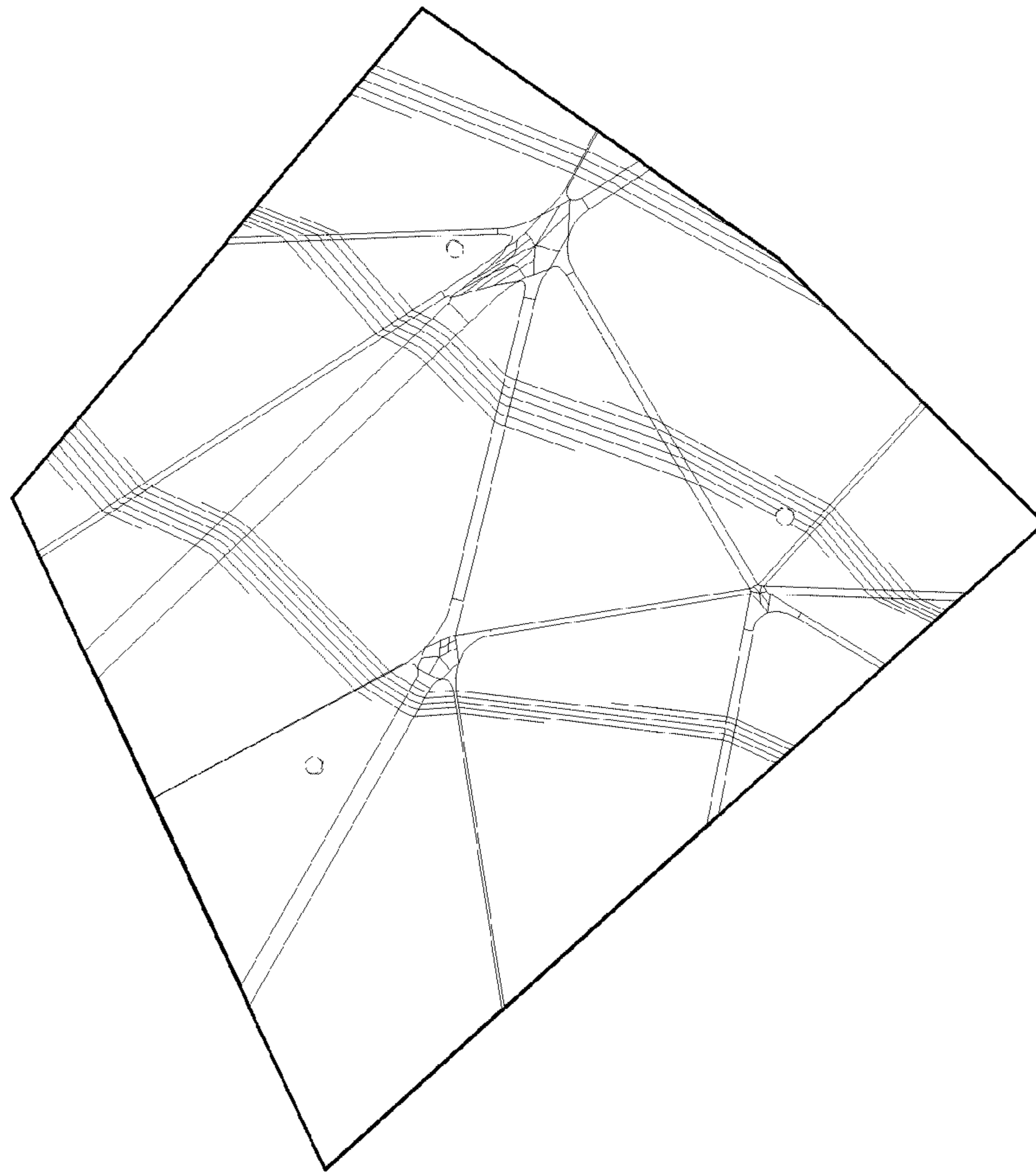


Fig. 3

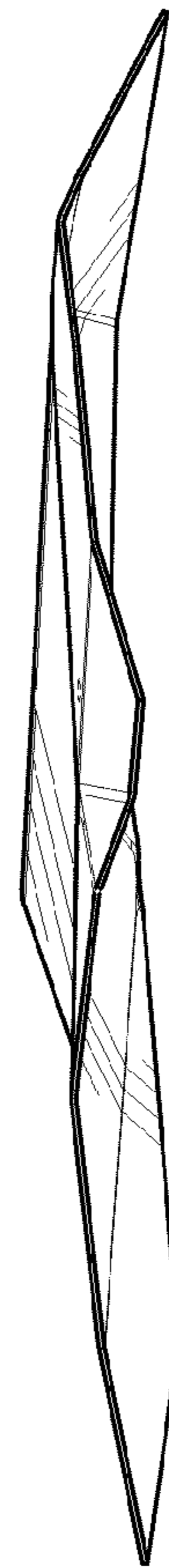


Fig. 5



Fig. 7

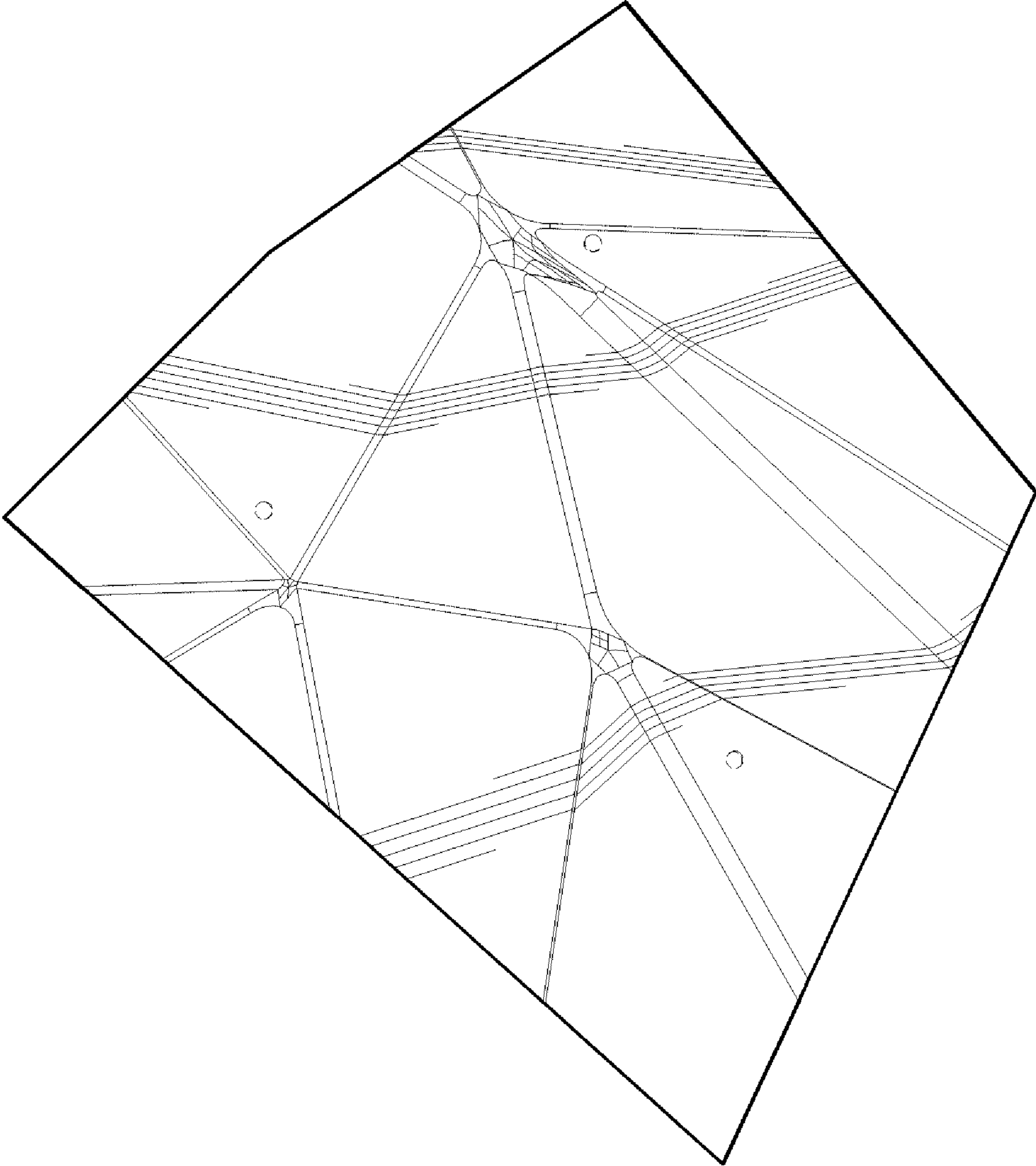


Fig. 8