



US00D644311S

(12) **United States Design Patent**
De' Longhi

(10) **Patent No.:** **US D644,311 S**

(45) **Date of Patent:** **** Aug. 30, 2011**

(54) **ELECTRIC FIREPLACE**

(75) **Inventor:** **Giuseppe De' Longhi, Treviso (IT)**

(73) **Assignee:** **De'Longhi Appliances SRL Con Unico Socio, Treviso (IT)**

(**) **Term:** **14 Years**

(21) **Appl. No.:** **29/381,862**

(22) **Filed:** **Dec. 23, 2010**

(30) **Foreign Application Priority Data**

Jun. 24, 2010 (EM) 1221592-0014

(51) **LOC (9) Cl.** **23-03**

(52) **U.S. Cl.** **D23/343**

(58) **Field of Classification Search** D23/343;
D7/350.1, 350.3, 351, 402, 405, 406; 219/756-758,
219/391; 126/19 M, 21 A, 275 E, 275 R;
99/352, 391, 385

See application file for complete search history.

(56) **References Cited**

U.S. PATENT DOCUMENTS

D207,286 S *	3/1967	Bruder	D7/351
D218,206 S *	7/1970	Barnabas	D7/351
D225,579 S *	12/1972	Suganoya et al.	D7/351
D228,056 S *	8/1973	Koshiro	D7/351
D228,313 S *	9/1973	Suganoya et al.	D7/351
D228,724 S *	10/1973	Suganoya et al.	D7/351
D234,450 S *	3/1975	Suganoya et al.	D7/351
D234,667 S *	4/1975	Linder	D7/351
D249,449 S *	9/1978	Pink et al.	D7/351
4,399,352 A *	8/1983	Ueda	219/506
D275,546 S *	9/1984	Tanaka et al.	D7/351
D276,122 S *	10/1984	Tanaka et al.	D7/351

D305,597 S *	1/1990	Yoo	D7/351
D329,353 S *	9/1992	Yamada	D7/351
D330,144 S *	10/1992	Takebata et al.	D7/351
D380,643 S *	7/1997	Piret	D7/350.4
D489,934 S *	5/2004	Sagawa et al.	D7/351
D540,106 S *	4/2007	Jeon	D7/351
D540,613 S *	4/2007	Jeon	D7/350.1
D614,905 S *	5/2010	Fiorotto	D7/350.1

OTHER PUBLICATIONS

Co-pending U.S. Appl. No. 29/381,853, filed Dec. 23, 2010.
Co-pending U.S. Appl. No. 29/381,859, filed Dec. 23, 2010.
Co-pending U.S. Appl. No. 29/381,854, filed Dec. 23, 2010.
Co-pending U.S. Appl. No. 29/381,857, filed Dec. 23, 2010.

* cited by examiner

Primary Examiner — T. Chase Nelson

Assistant Examiner — Eric Goodman

(74) *Attorney, Agent, or Firm* — Hamre, Schumann, Mueller & Larson, P.C.

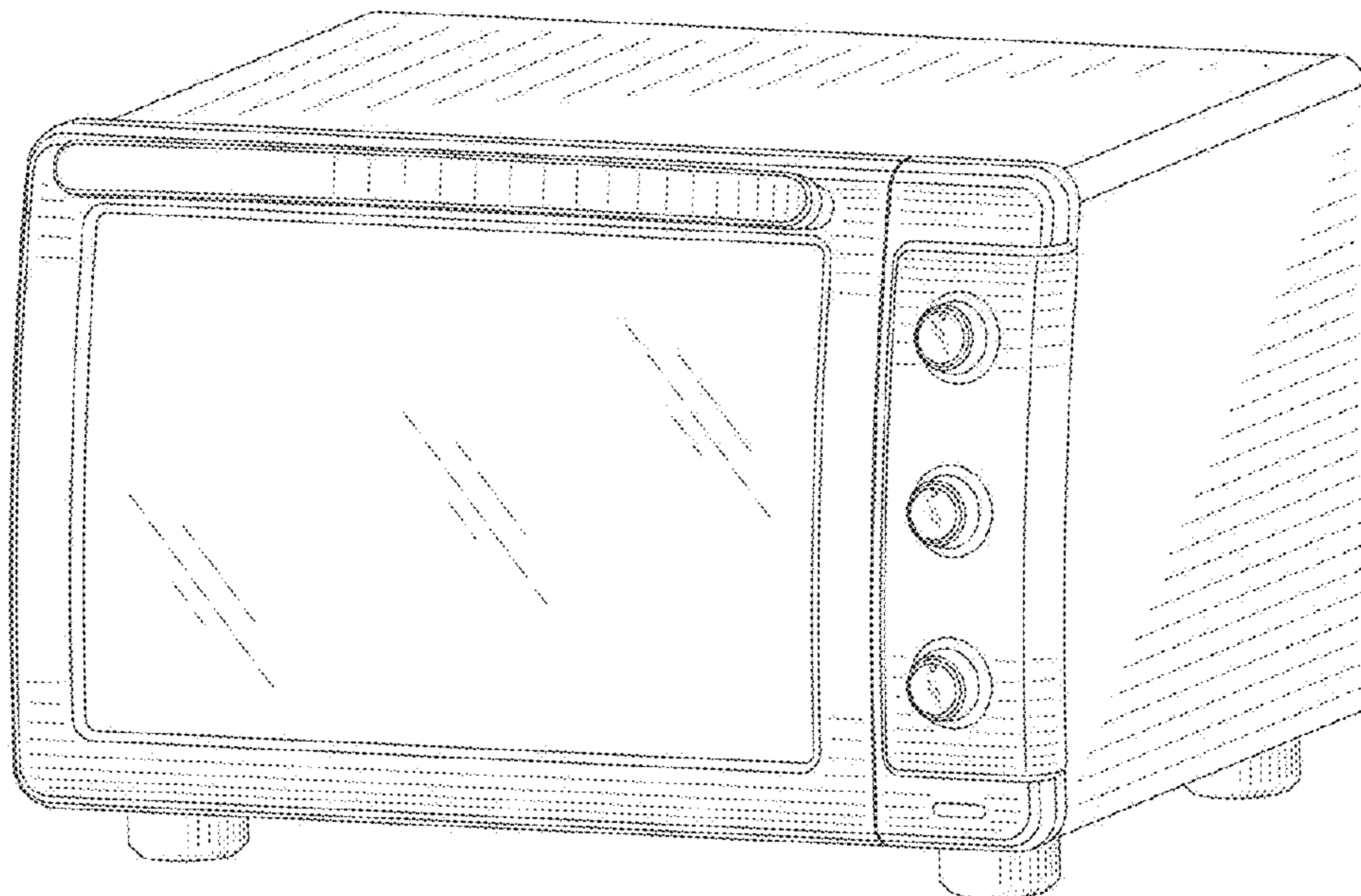
(57) **CLAIM**

The ornamental design for an electric fireplace, as shown and described.

DESCRIPTION

FIG. 1 is a front right perspective view of an electric fireplace showing my new design;
FIG. 2 is a front view thereof;
FIG. 3 is a back view thereof;
FIG. 4 is a left side view thereof;
FIG. 5 is a right side view thereof.
FIG. 6 is a top view thereof; and,
FIG. 7 is a bottom view thereof.

1 Claim, 7 Drawing Sheets



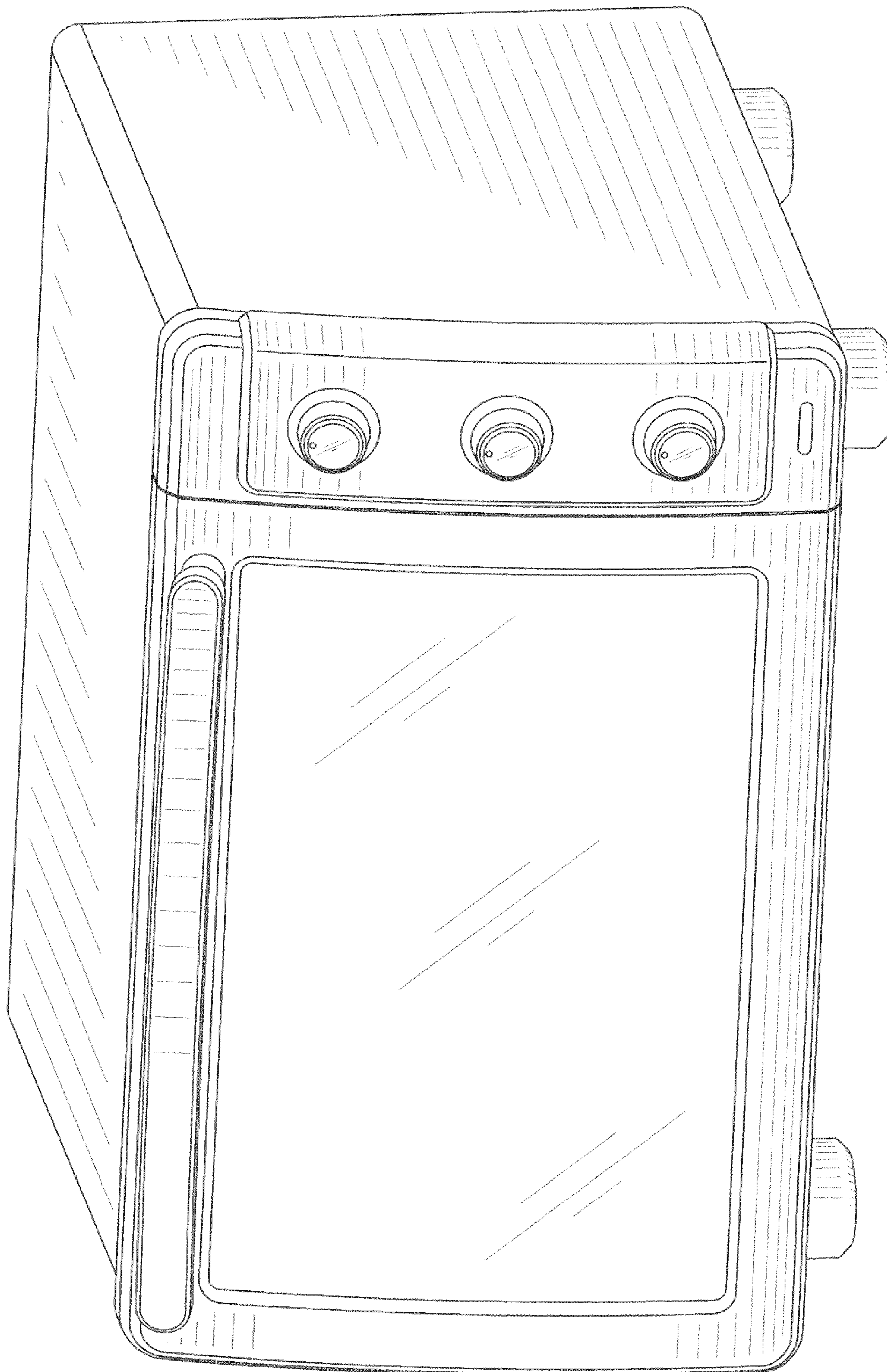


FIG. 1

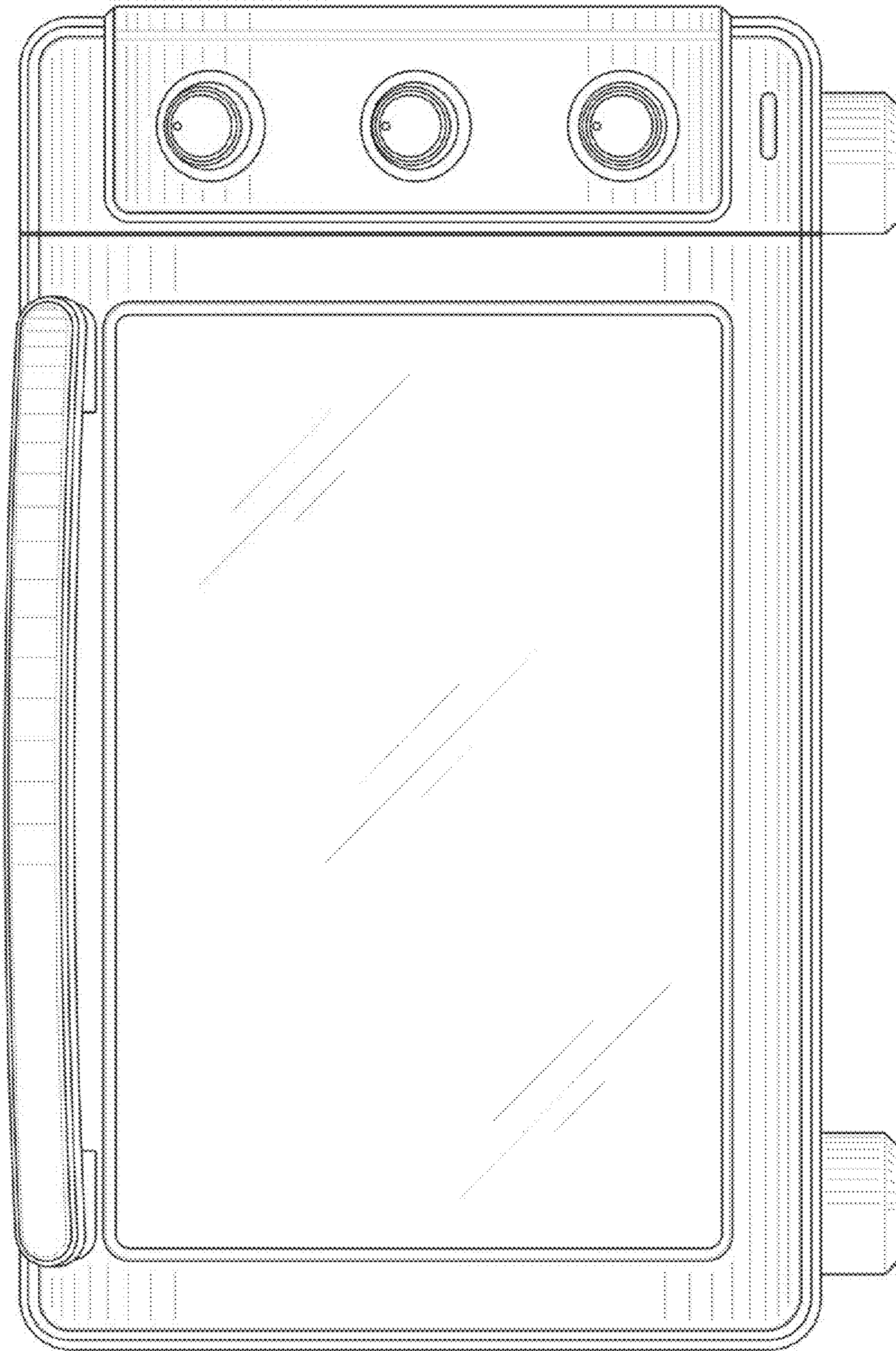


FIG. 2




FIG. 3




FIG. 4




FIG. 5




FIG. 6

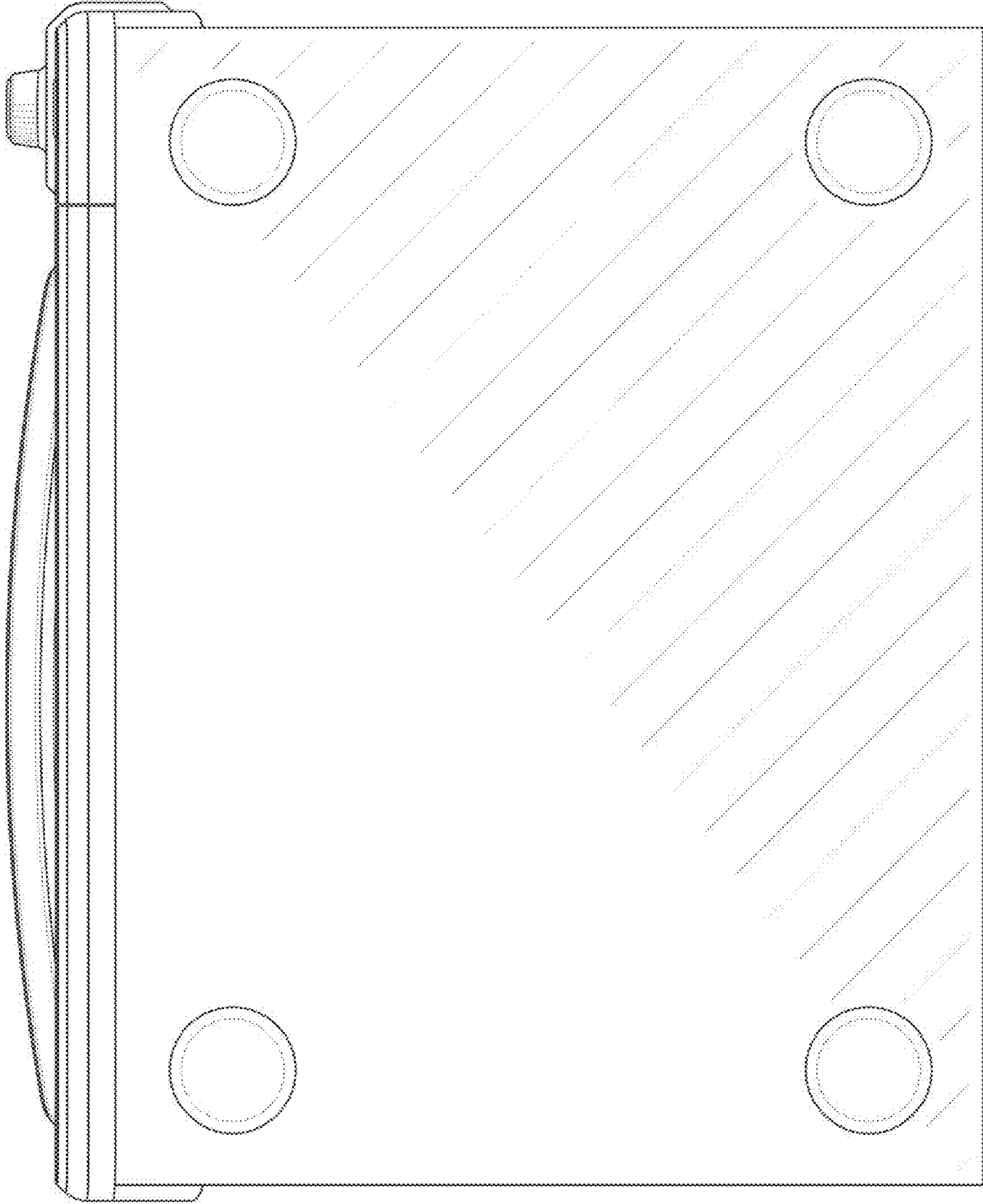


FIG. 7

UNITED STATES PATENT AND TRADEMARK OFFICE
CERTIFICATE OF CORRECTION

PATENT NO. : D644,311 S
APPLICATION NO. : 29/381862
DATED : August 30, 2011
INVENTOR(S) : De' Longhi

Page 1 of 1

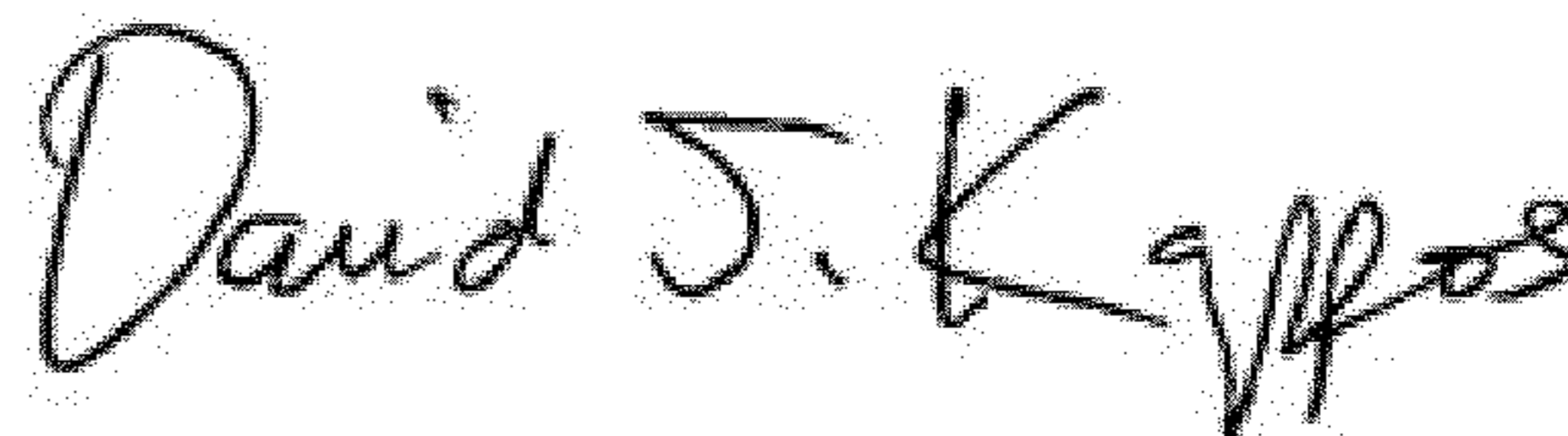
It is certified that error appears in the above-identified patent and that said Letters Patent is hereby corrected as shown below:

On the title page, item (54), "ELECTRIC FIREPLACE" should read --ELECTRIC OVEN--.

On the title page, item (57), "an electric fireplace" should read --an electric oven--.

On the title page, line 1 under the Description header, "an electric fireplace" should read --an electric oven--.

Signed and Sealed this
Twentieth Day of March, 2012



David J. Kappos
Director of the United States Patent and Trademark Office