



US00D644303S

(12) **United States Design Patent**
Slothower et al.

(10) **Patent No.:** **US D644,303 S**

(45) **Date of Patent:** **** Aug. 30, 2011**

(54) **PLUMBING FIXTURE**

(75) Inventors: **Anna-Pia K Slothower**, Mill Valley, CA (US); **Gregory DeSwarte**, Sheboygan, WI (US); **Herbert V. Kohler, Jr.**, Kohler, WI (US)

(73) Assignee: **Kohler Co.**, Kohler, WI (US)

(**) Term: **14 Years**

(21) Appl. No.: **29/375,054**

(22) Filed: **Sep. 16, 2010**

(51) **LOC (9) Cl.** **23-01**

(52) **U.S. Cl.** **D23/252**

(58) **Field of Classification Search** D23/238,
D23/241-243, 250, 252, 255, 257; 4/676-678;
137/801

See application file for complete search history.

(56) **References Cited**

U.S. PATENT DOCUMENTS

D324,412 S *	3/1992	Bonnell	D23/252
D520,604 S *	5/2006	Fritz	D23/241
D566,236 S *	4/2008	Sedwick	D23/238
D624,630 S *	9/2010	Matsuura et al.	D23/255
D634,815 S *	3/2011	Barry	D23/252

OTHER PUBLICATIONS

American Standard. "Tropic Deck Mount Tub Filler". Homeportfolio.com online catalog. Copyright 1997-2011 HomePortfolio Inc.

* cited by examiner

Primary Examiner — Robert Delehanty

(74) *Attorney, Agent, or Firm* — Quarles & Brady LLP

(57) **CLAIM**


The ornamental design for a plumbing fixture, as shown and described.

DESCRIPTION

FIG. 1 is an isometric view of a front, top, and left side of a plumbing fixture according to our new design; FIG. 2 is a front elevational view thereof; FIG. 3 is a left side elevational view thereof; FIG. 4 is a right side elevational view thereof; FIG. 5 is a top plan view thereof; and, FIG. 6 is a bottom plan view thereof.

The broken lines in the drawings depict environment subject matter only and form no part of the claimed design.

1 Claim, 2 Drawing Sheets






FIG. 1

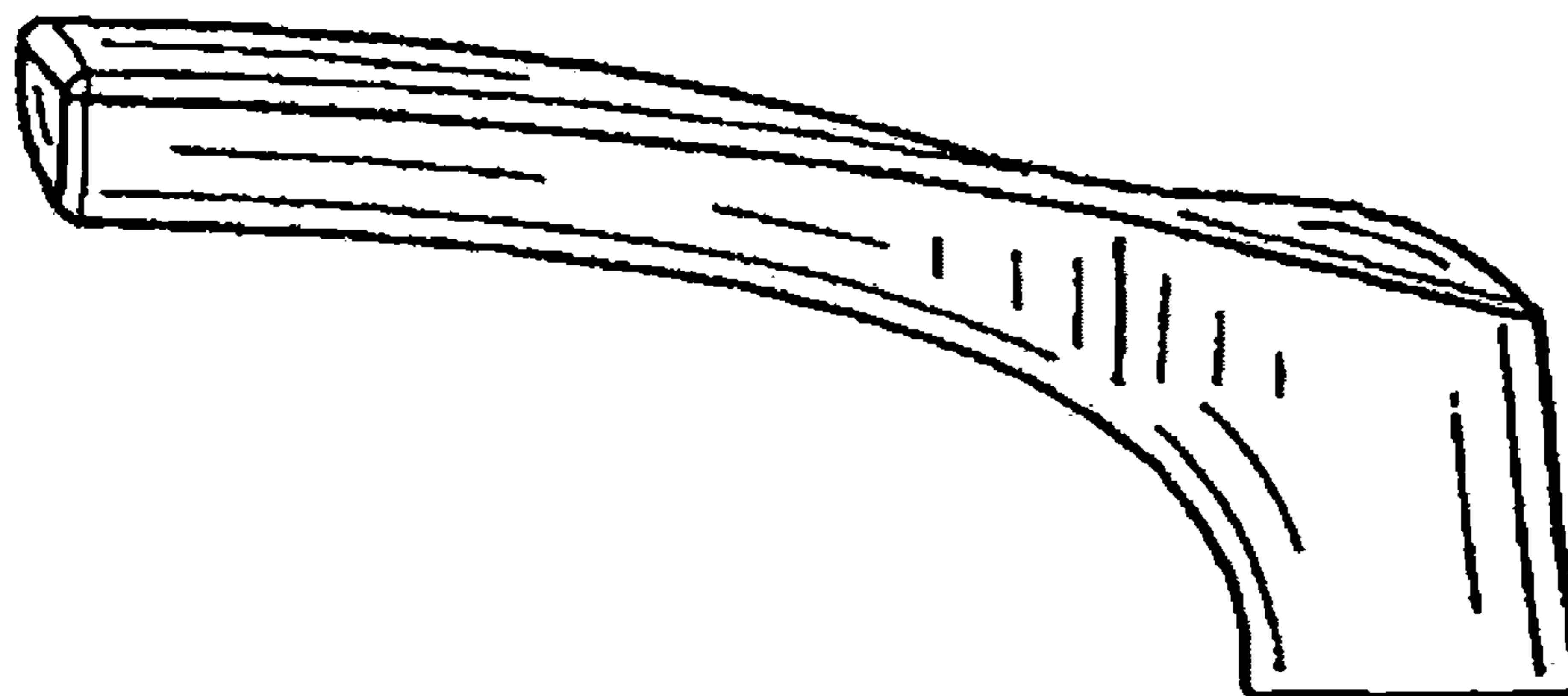


FIG. 2

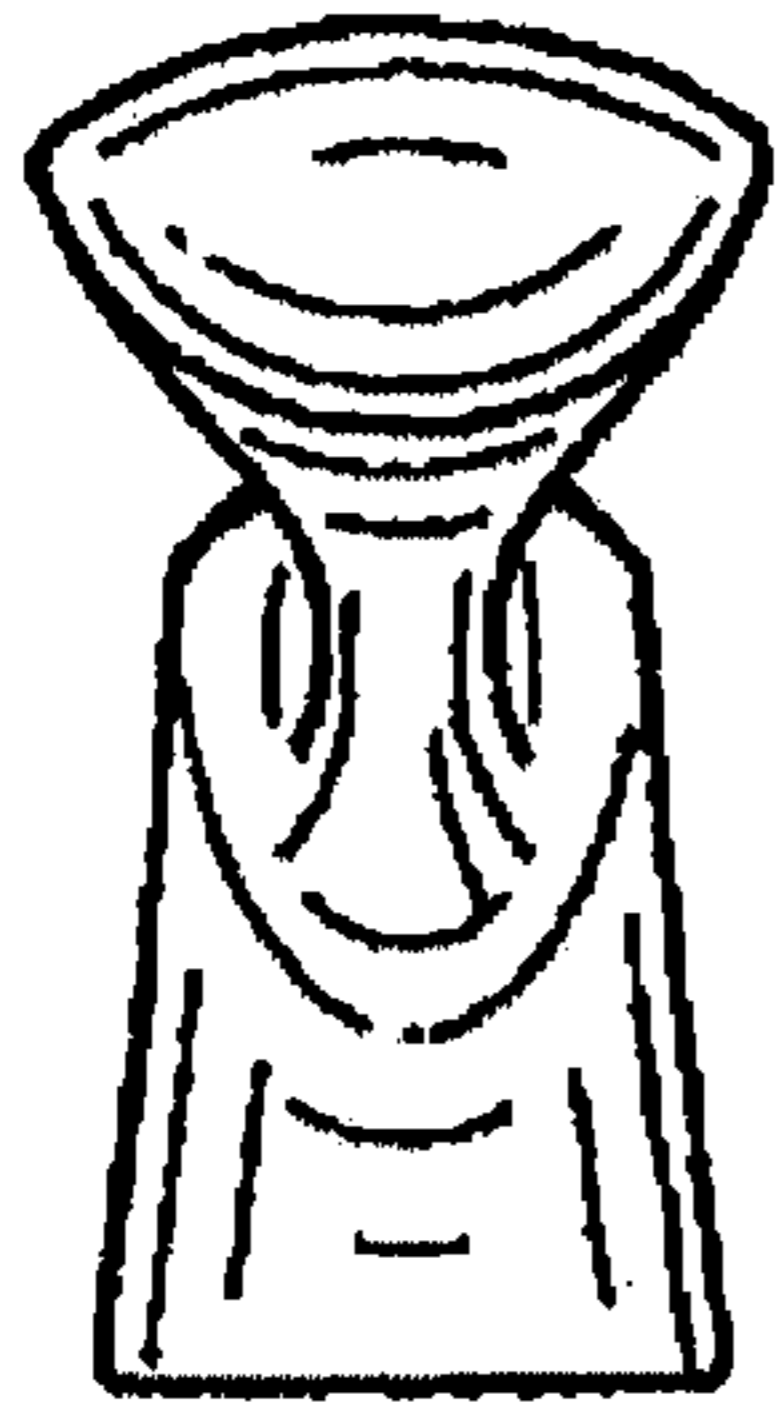


FIG. 3

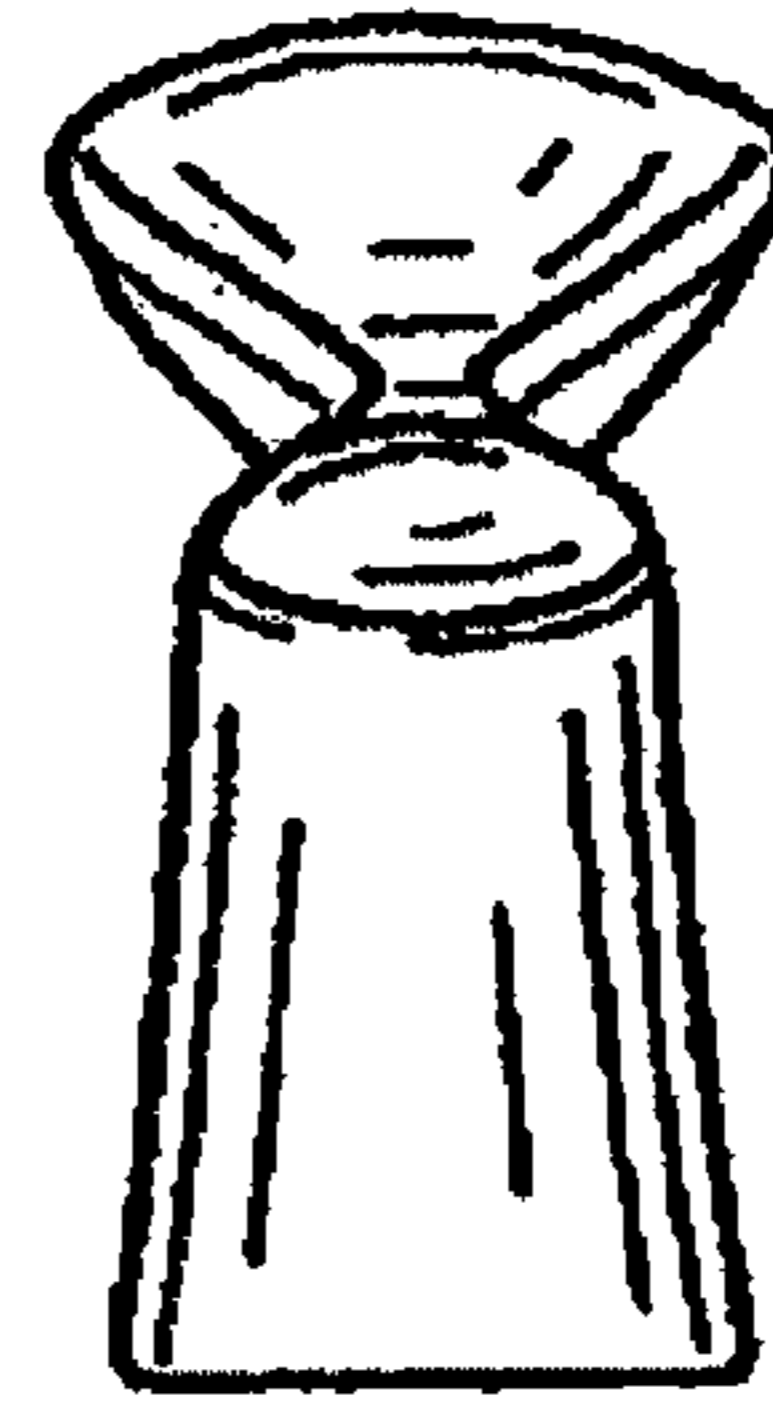


FIG. 4




FIG. 5

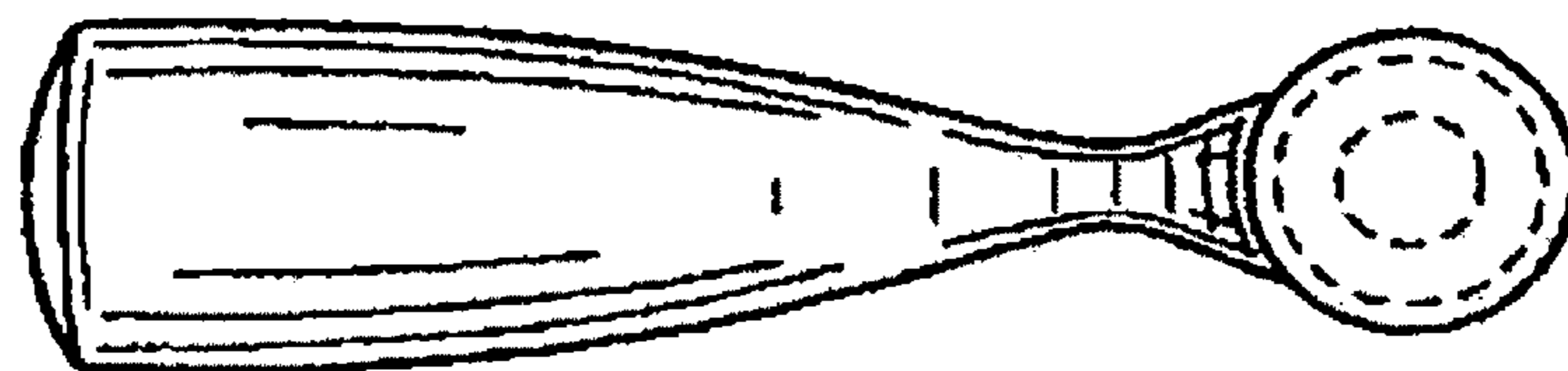


FIG. 6