



US00D644295S

(12) **United States Design Patent**
Obradovich

(10) **Patent No.:** **US D644,295 S**

(45) **Date of Patent:** **** Aug. 30, 2011**

(54) **GUN SLEEVE**

(76) Inventor: **Michael J. Obradovich**, Tuscaloosa, AL
(US)

(**) Term: **14 Years**

(21) Appl. No.: **29/380,370**

(22) Filed: **Dec. 3, 2010**

(51) **LOC (9) Cl.** **22-01**

(52) **U.S. Cl.** **D22/108**

(58) **Field of Classification Search** D22/108,
D22/199; D3/218, 255, 273, 276, 290, 299,
D3/303, 902; D7/607-608; D29/125, 129-130;
150/154, 165, 901; 220/480-481; 224/148.6,
224/236; 206/317; 42/96; 428/17
See application file for complete search history.

(56) **References Cited**

U.S. PATENT DOCUMENTS

D209,863	S	1/1968	Menschik	
3,437,247	A	4/1969	Gantress	
3,540,508	A	11/1970	Couch	
4,257,464	A *	3/1981	Binney	206/205
5,678,344	A	10/1997	Jones et al.	
5,778,590	A *	7/1998	Browning et al.	42/96
6,119,388	A *	9/2000	Jones et al.	42/96
6,256,922	B1	7/2001	Jones et al.	
7,360,648	B1	4/2008	Blaschke	

D622,808 S 8/2010 Obradovich
2006/0191184 A1 8/2006 Wisecup et al.
2008/0110076 A1 5/2008 Bennett et al.

* cited by examiner

Primary Examiner — T. Chase Nelson

Assistant Examiner — Michael Pratt

(74) *Attorney, Agent, or Firm* — Kenneth M. Bush; Bush
Intellectual Property Law

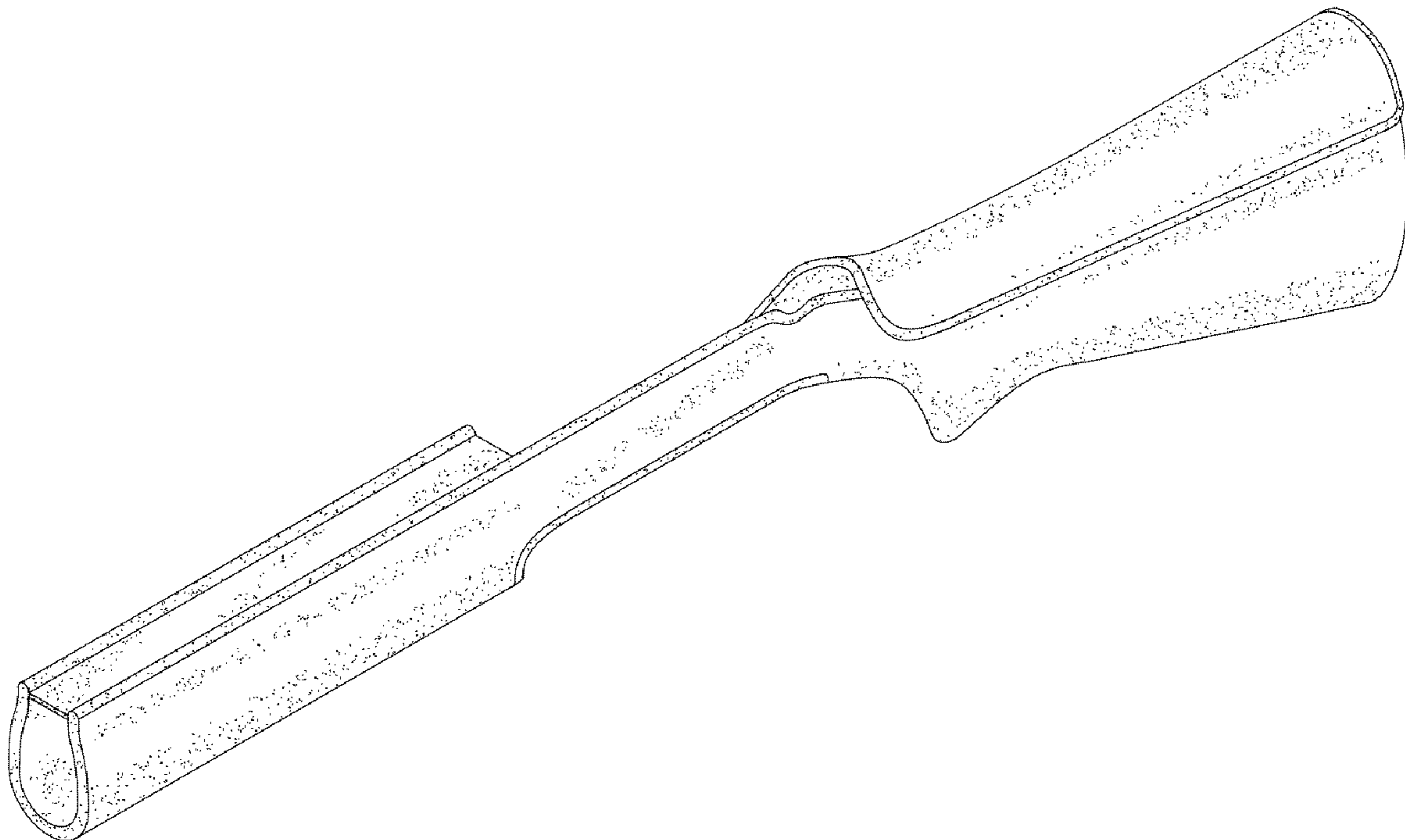
(57) **CLAIM**

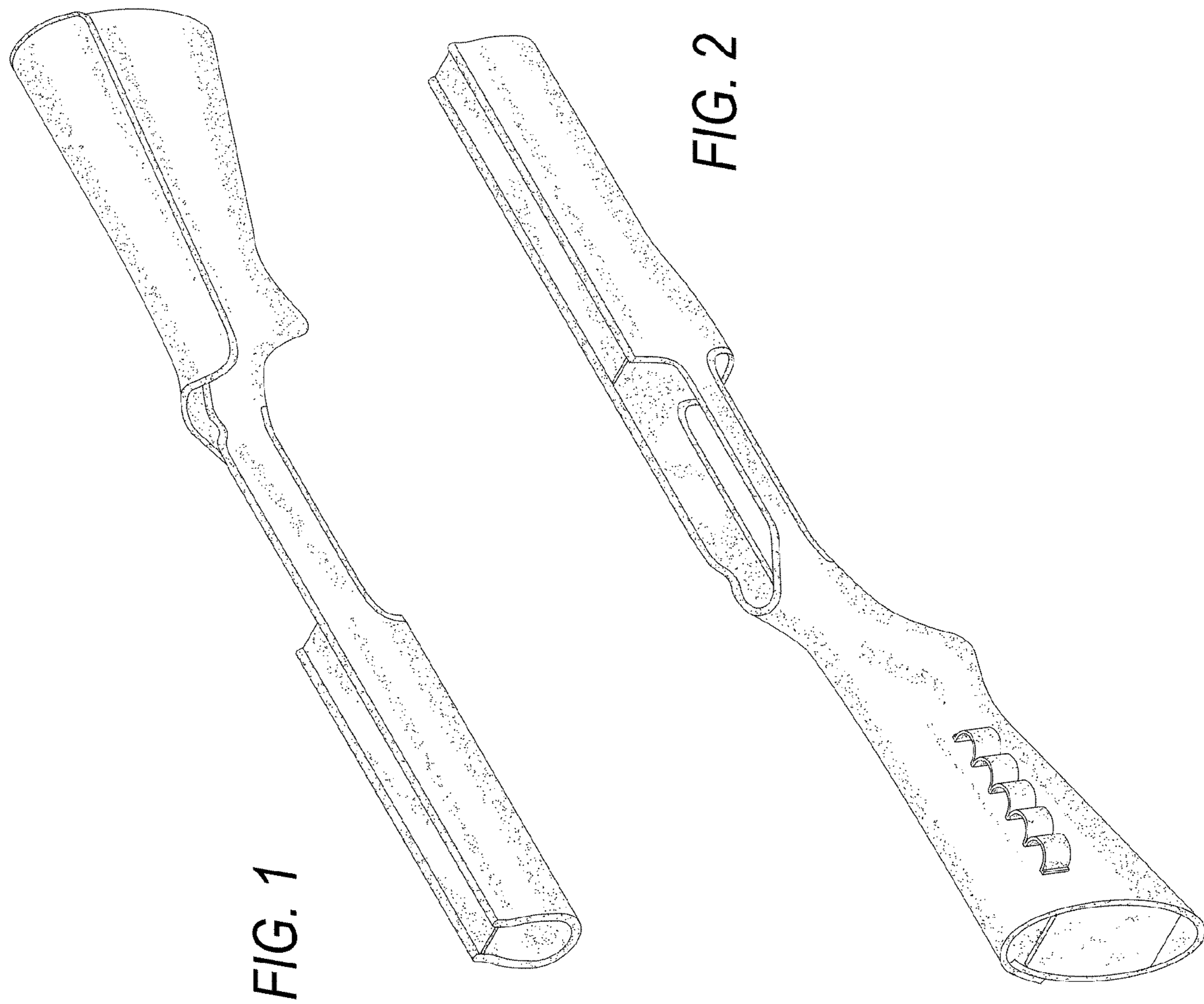
I claim the ornamental design for a gun sleeve, as shown and described.

DESCRIPTION

FIG. 1 is a front right perspective view of a gun sleeve showing my new design;
FIG. 2 is a rear left perspective view thereof;
FIG. 3 is a right side elevational view thereof;
FIG. 4 is a left side elevational view thereof;
FIG. 5 is a top plan view thereof;
FIG. 6 is a bottom plan view thereof;
FIG. 7 is a front elevational view thereof;
FIG. 8 is a rear elevational view thereof; and,
FIG. 9 is a left side elevational view thereof with a shotgun and shells shown in broken lines. The broken lines are for illustrative purposes only and form no part of the claimed design.

1 Claim, 4 Drawing Sheets





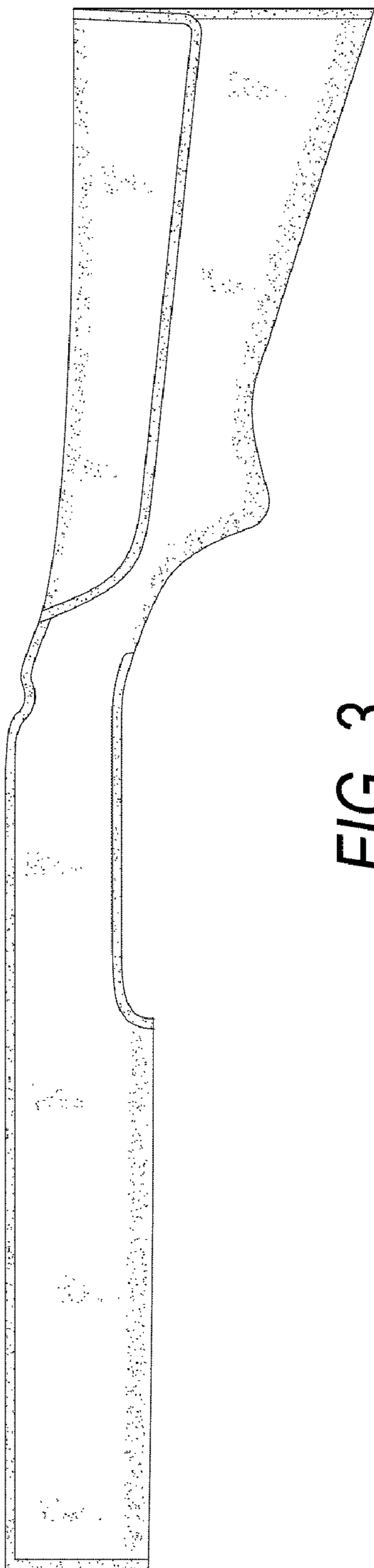


FIG. 3

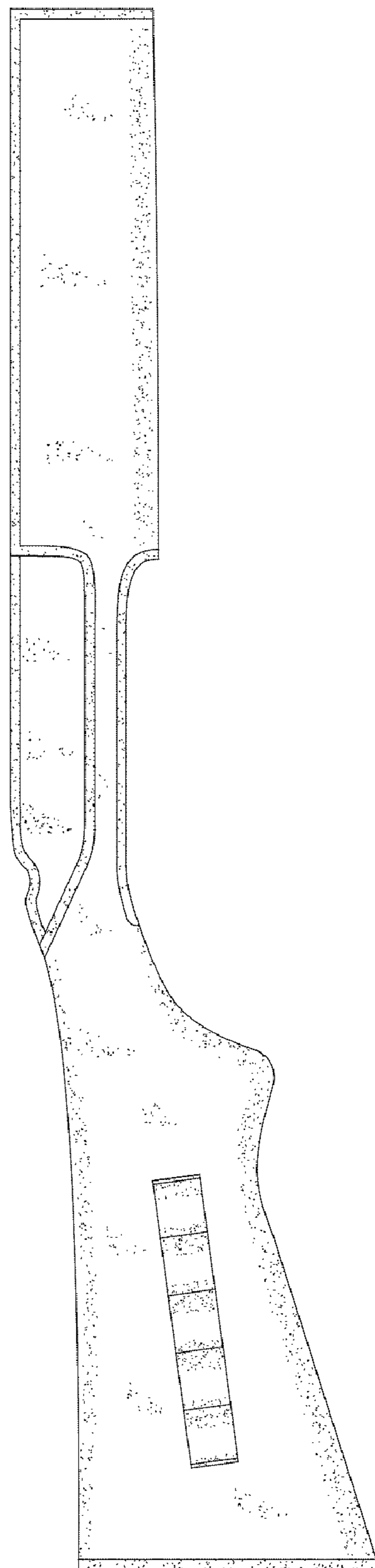


FIG. 4

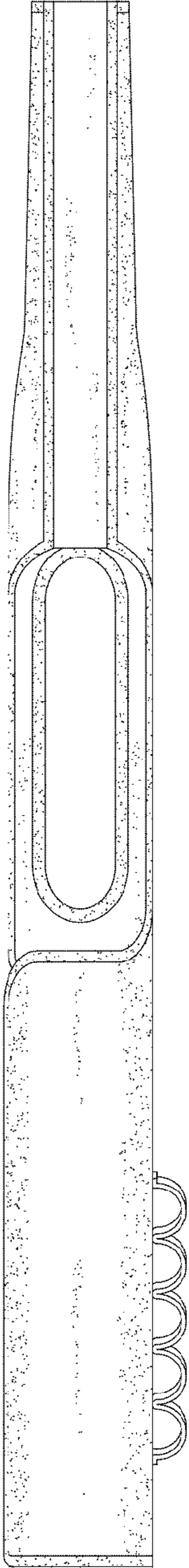


FIG. 5

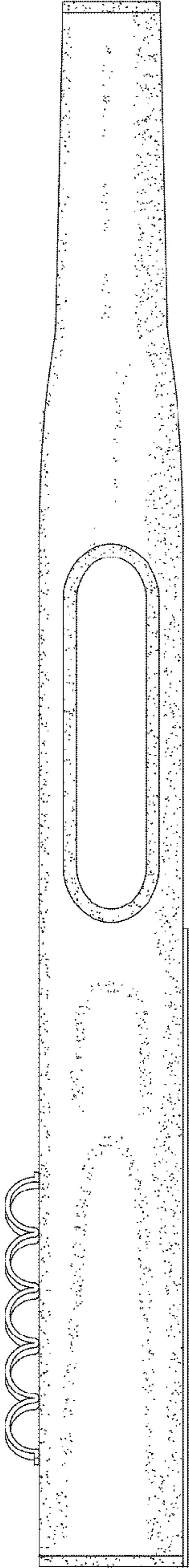


FIG. 6

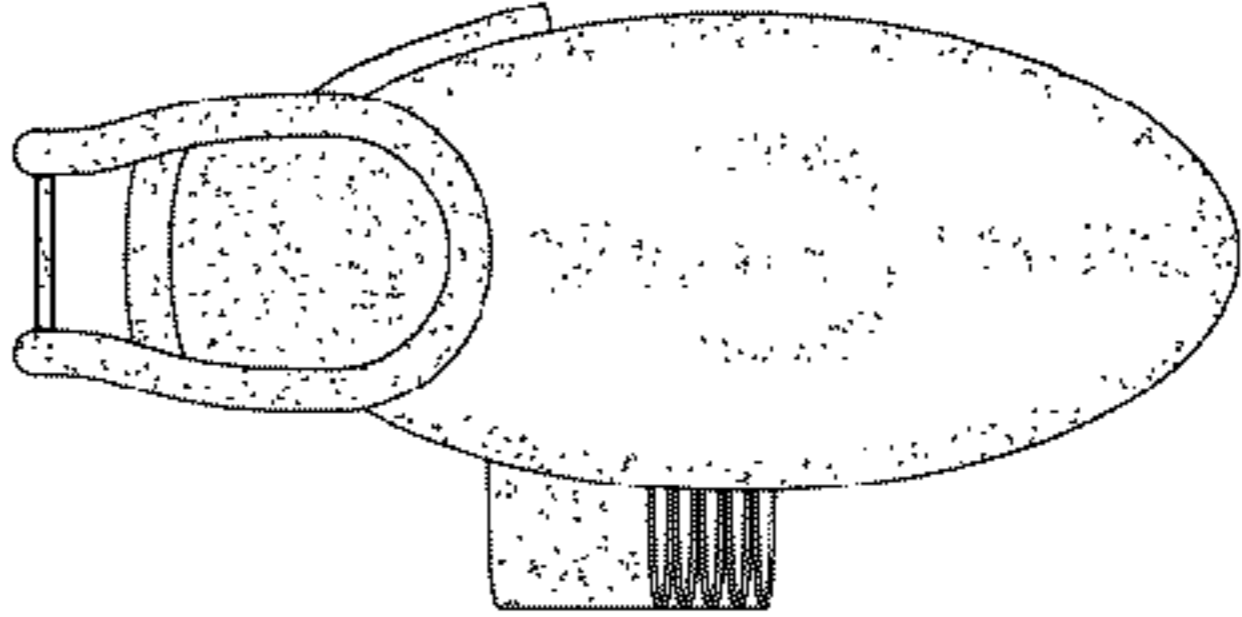


FIG. 7

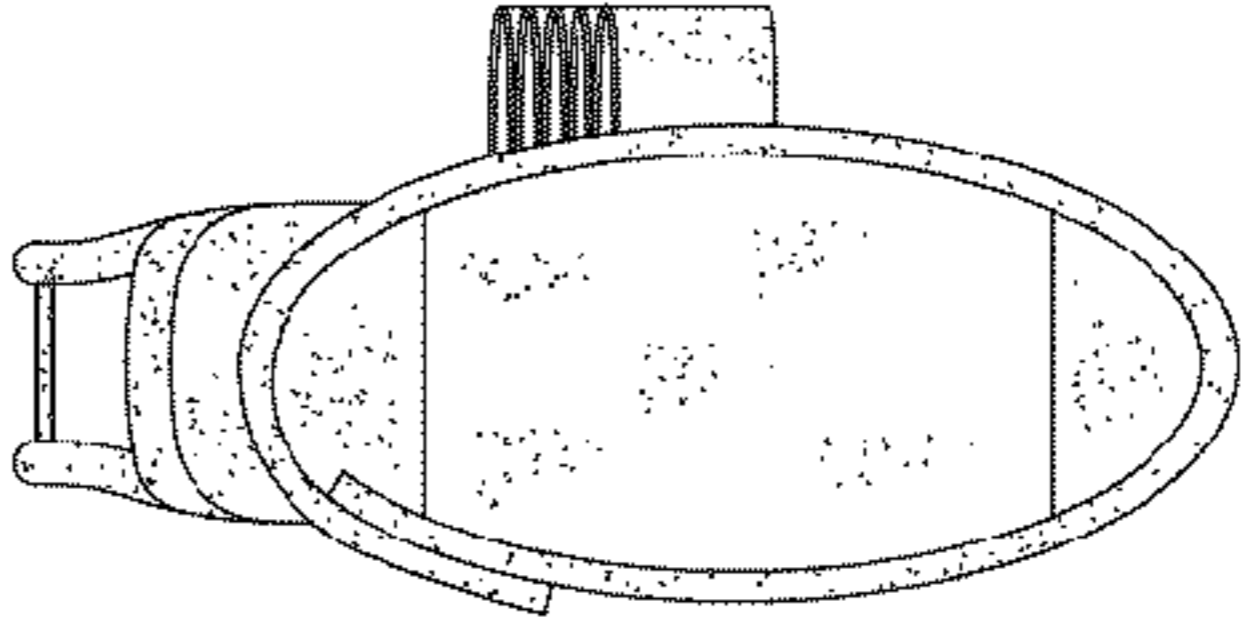


FIG. 8

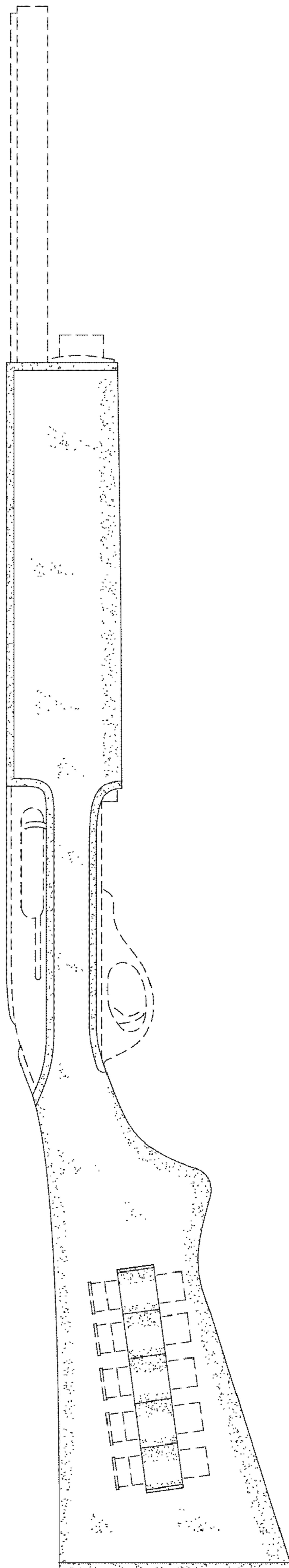


FIG. 9