

US00D644285S

(12) **United States Design Patent**
Gill et al.

(10) **Patent No.:** **US D644,285 S**

(45) **Date of Patent:** **** Aug. 30, 2011**

(54) **GOLF GRIP**

D564,610 S * 3/2008 Chen D21/756
D591,813 S * 5/2009 Rice et al. D21/756
D605,717 S * 12/2009 Hachiro D21/756

(75) Inventors: **David Keith Gill**, Pinehurst, NC (US);
Donald Lawrence Murdock, Ellerbe,
NC (US)

* cited by examiner

(73) Assignee: **Eaton Corporation**, Cleveland, OH
(US)

Primary Examiner — Mitchell Siegel

(74) *Attorney, Agent, or Firm* — Daniel S. Kalka

(**) Term: **14 Years**

(57) **CLAIM**

The ornamental design for a golf grip substantially, as shown and described.

(21) Appl. No.: **29/377,230**

DESCRIPTION

(22) Filed: **Oct. 19, 2010**

(51) **LOC (9) Cl.** **21-02**

(52) **U.S. Cl.** **D21/756**

(58) **Field of Classification Search** D21/756-758;
473/300-303, 201-204

See application file for complete search history.

FIG. 1 is a perspective view of the golf grip showing a controlled indicia arrangement supporting a 360 degree view; FIG. 2 is a frontal view of the golf grip; FIG. 3 is a right side view of the golf grip when viewing from the front; FIG. 4 is a left side view of the golf grip when viewing from the front; FIG. 5 is a rear view of the golf grip; and, FIG. 6 is a top view of the golf grip.


The broken line showing is included for the purpose of illustrating and forms no part of the claimed design.

(56) **References Cited**

U.S. PATENT DOCUMENTS

D394,889 S * 6/1998 Haines et al. D21/756
D427,654 S * 7/2000 Cleveland et al. D21/756
D525,333 S * 7/2006 Miller D21/756

1 Claim, 2 Drawing Sheets






Fig.1




Fig.2




Fig.3




Fig. 4




Fig. 5

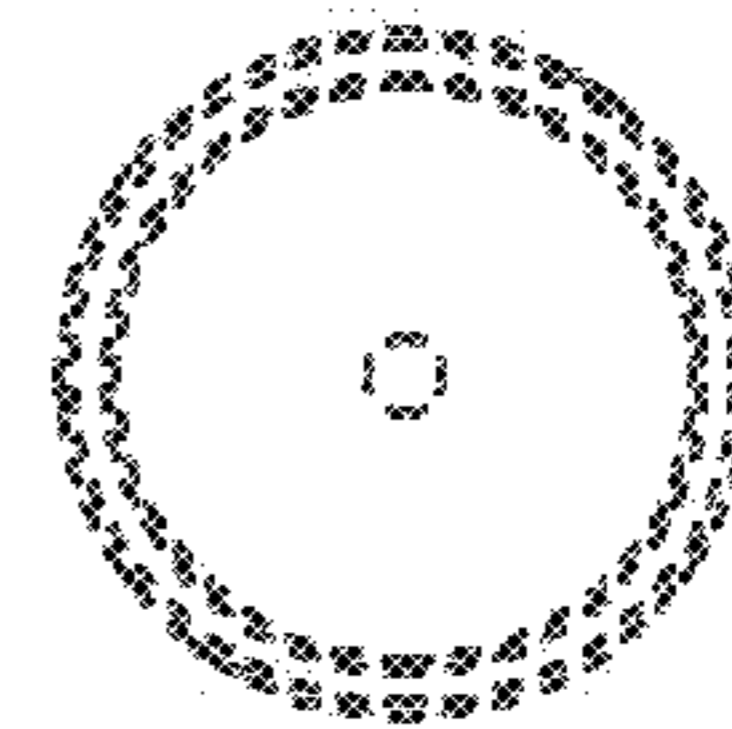


Fig. 6