



US00D644265S

(12) **United States Design Patent**  
**Inada et al.**

(10) **Patent No.:** **US D644,265 S**

(45) **Date of Patent:** **\*\* Aug. 30, 2011**

(54) **PRINTER**

(75) Inventors: **Toshiya Inada**, Nagoya (JP); **Ryoichi Nakagawa**, Nagoya (JP)

(73) Assignee: **Brother Industries, Ltd.**, Nagoya (JP)

(\*\*) Term: **14 Years**

(21) Appl. No.: **29/368,800**

(22) Filed: **Aug. 30, 2010**

(30) **Foreign Application Priority Data**

Mar. 1, 2010 (JP) ..... 2010-004790

(51) **LOC (9) Cl.** ..... **14-02**

(52) **U.S. Cl.** ..... **D18/50**

(58) **Field of Classification Search** ..... D18/19,  
D18/34.1, 36-37, 50, 54, 54.1, 55; D14/420-425,  
D14/434, 463-470; 400/613, 613.1-613.4,  
400/690, 690.1-690.4, 691-694

See application file for complete search history.

(56) **References Cited**

U.S. PATENT DOCUMENTS

D231,539 S \* 4/1974 MacConkey et al. .... D14/462  
D295,416 S \* 4/1988 Glaberson ..... D14/422  
D304,598 S \* 11/1989 Jokl ..... D18/55

5,106,220 A \* 4/1992 Ricca et al. .... 400/693  
D329,862 S \* 9/1992 Watanabe et al. .... D18/36  
5,236,265 A \* 8/1993 Saito et al. .... 400/88  
D340,232 S \* 10/1993 Yoshida ..... D14/422  
D345,353 S \* 3/1994 Dietrich ..... D14/462  
D361,084 S \* 8/1995 Yamanaka et al. .... D18/50  
D362,267 S \* 9/1995 Yamanaka et al. .... D18/50  
5,570,962 A \* 11/1996 Suzuki et al. .... 400/692  
D401,614 S \* 11/1998 Moriyama ..... D18/36  
D631,479 S \* 1/2011 Komuro et al. .... D14/422

\* cited by examiner

*Primary Examiner* — Cathy A MacCormac

(74) *Attorney, Agent, or Firm* — Oliff & Berridge, PLC

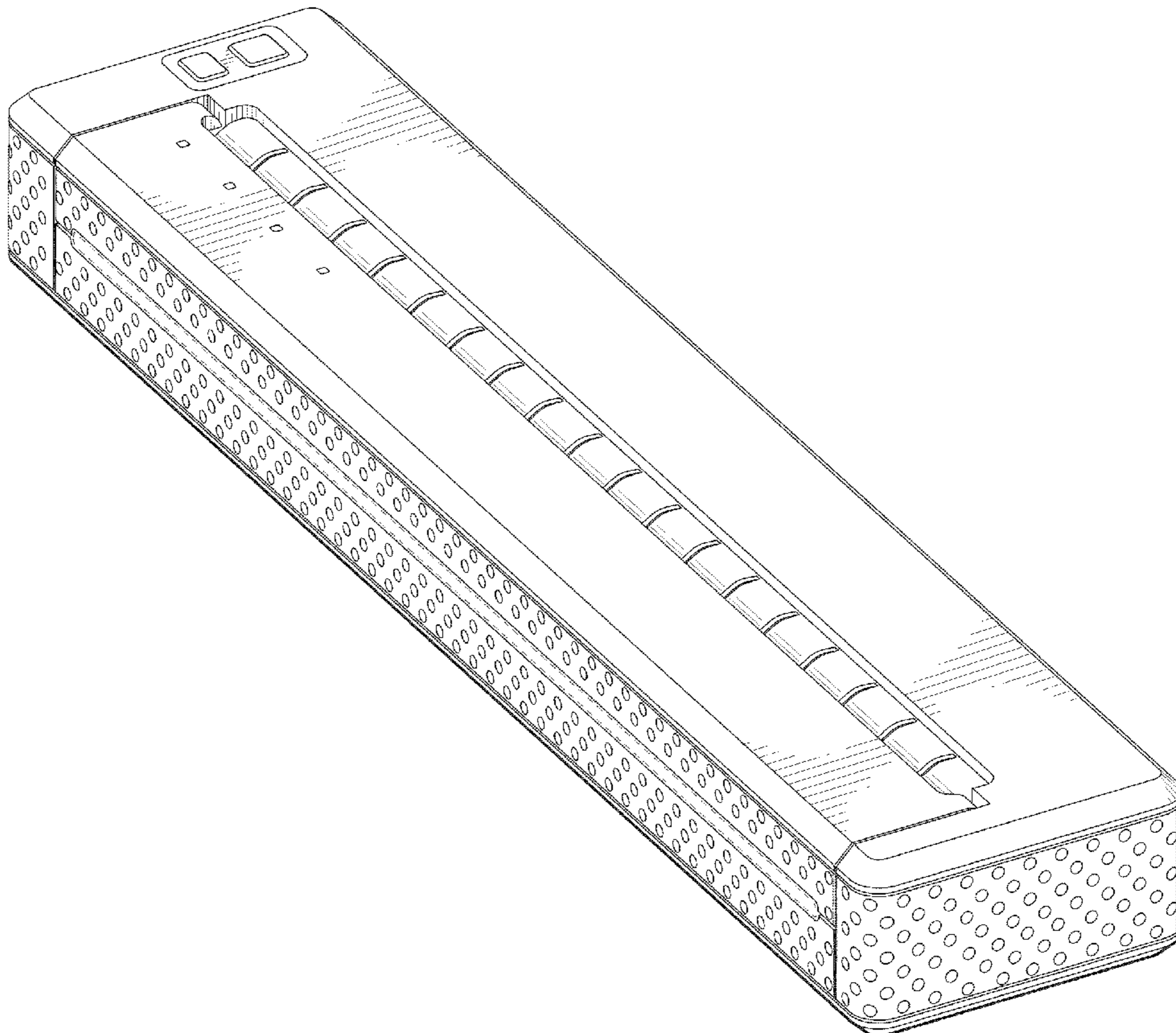
(57) **CLAIM**

The ornamental design for a printer, as shown and described.

**DESCRIPTION**

FIG. 1 is a perspective view of a printer;  
FIG. 2 is a front view thereof;  
FIG. 3 is a top view thereof;  
FIG. 4 is a right-side view thereof;  
FIG. 5 is a left-side view thereof;  
FIG. 6 is a rear view thereof;  
FIG. 7 is a bottom view thereof; and,  
FIG. 8 is an enlarged partial cross-sectional view thereof  
taken along lines 8—8 in FIG. 5.  
The broken lines depict environmental subject matter only  
and form no part of the claimed design.

**1 Claim, 5 Drawing Sheets**



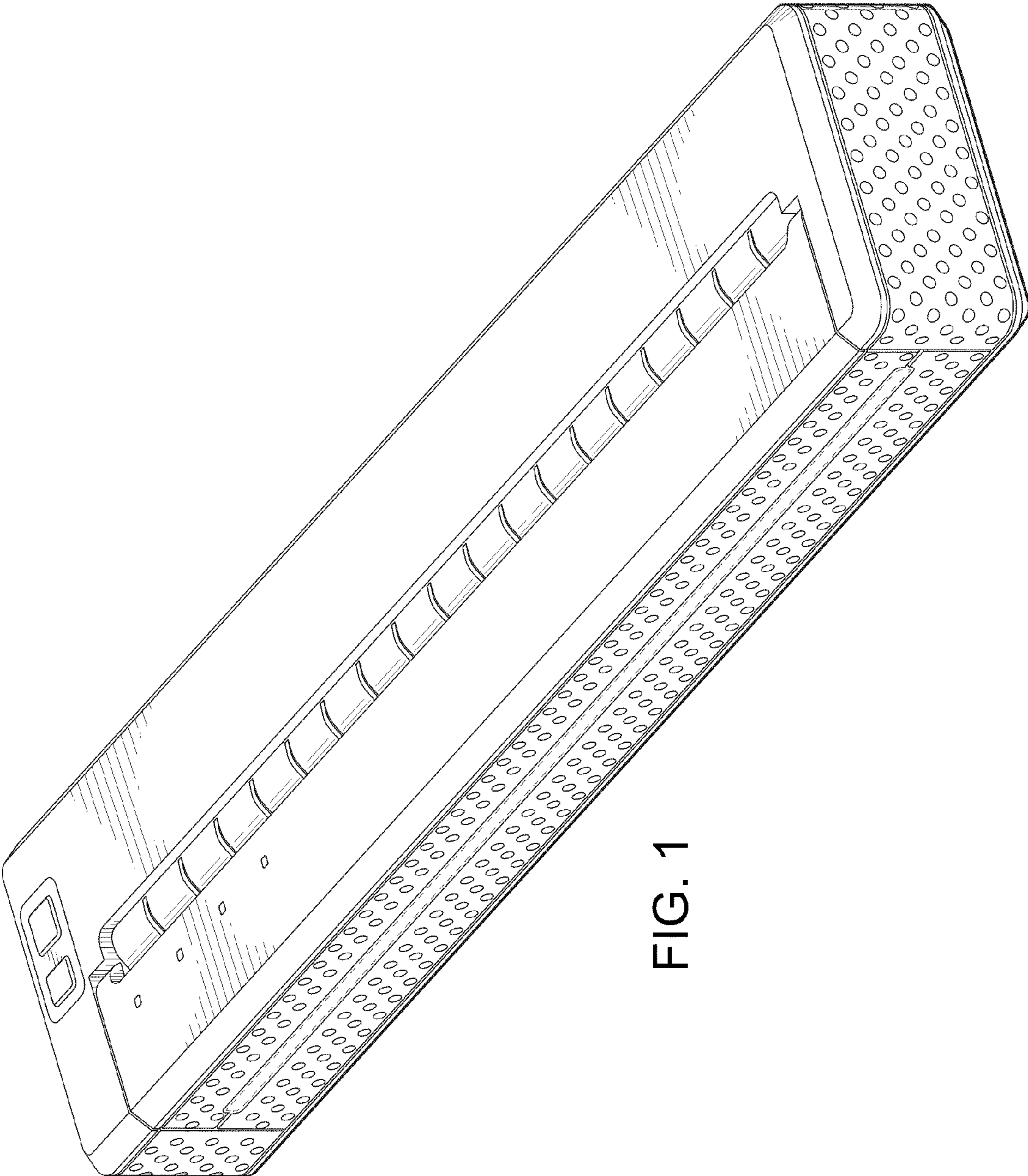


FIG. 1

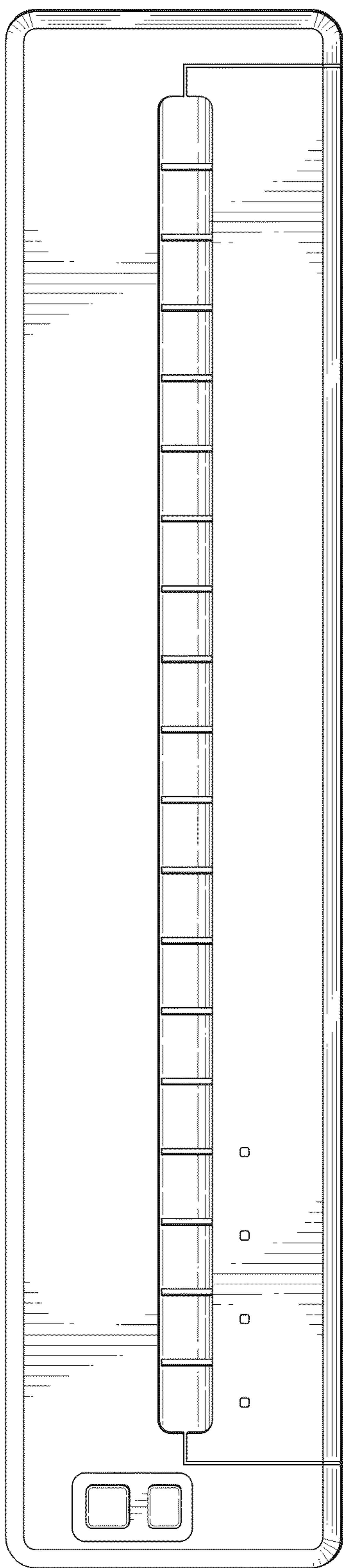


FIG. 3

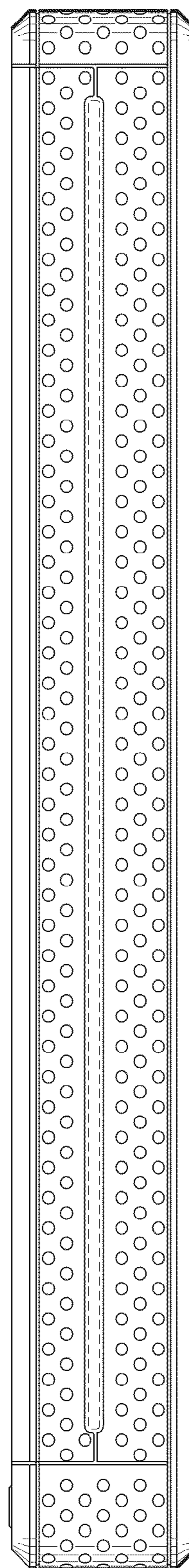


FIG. 2

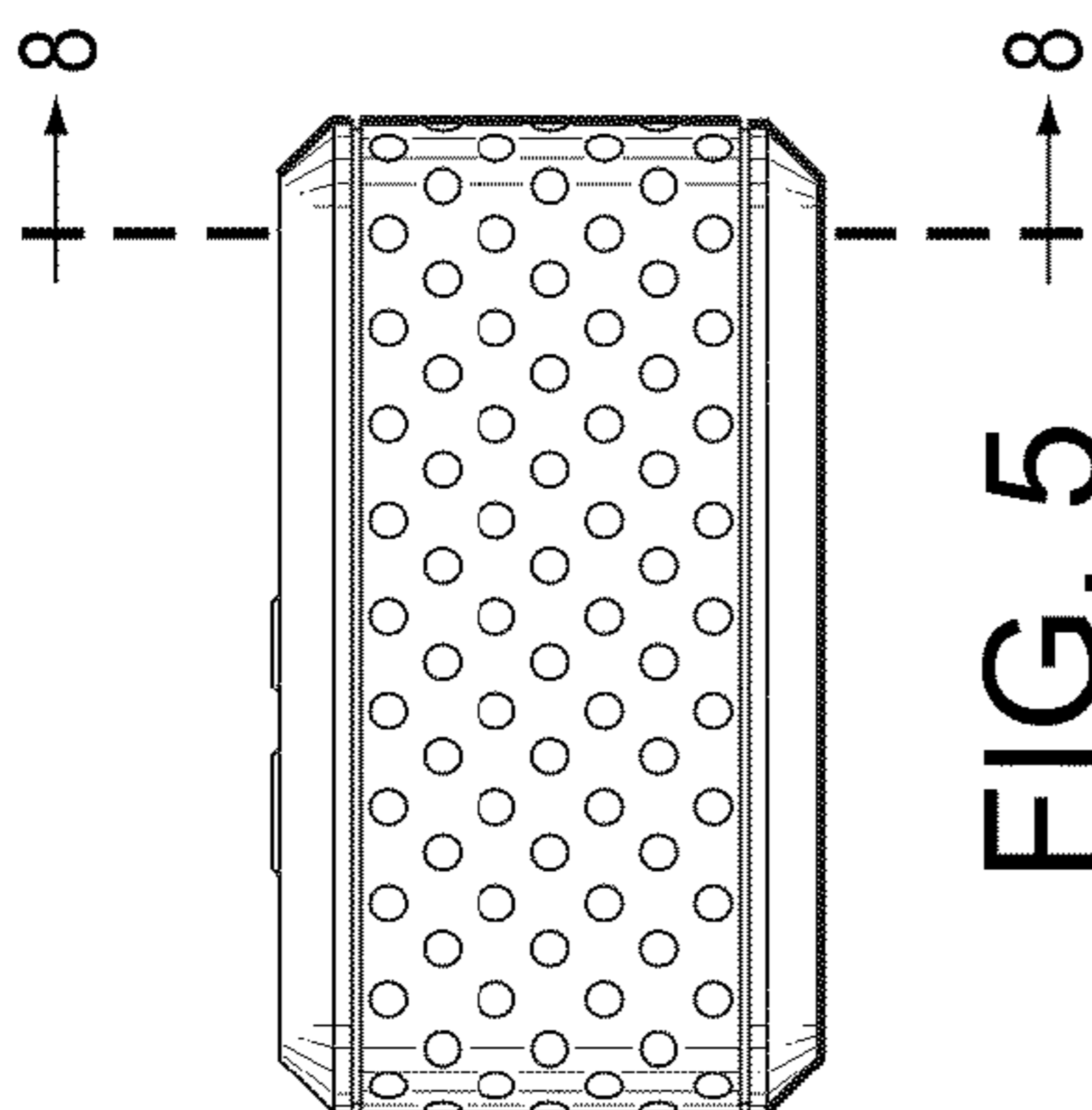


FIG. 5

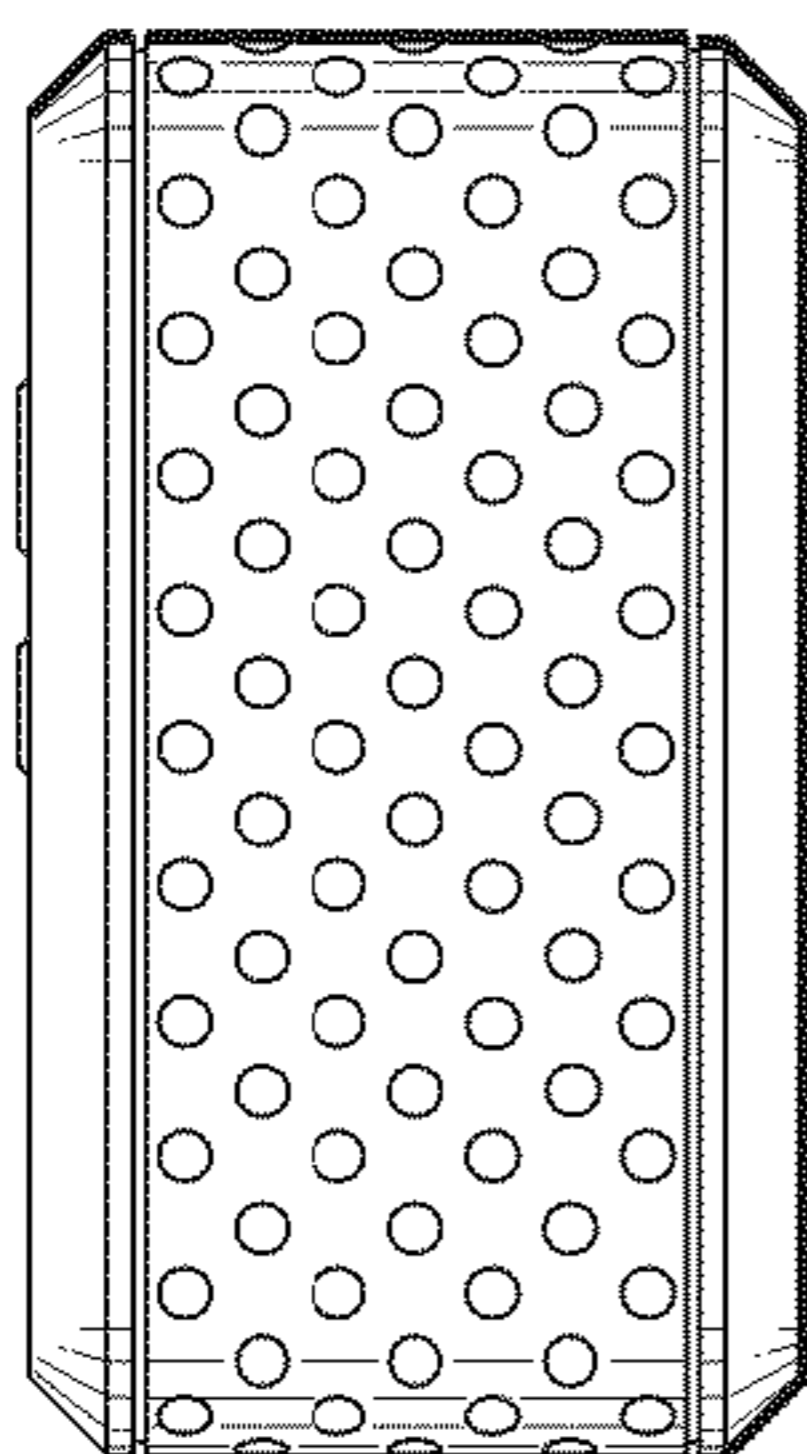


FIG. 4

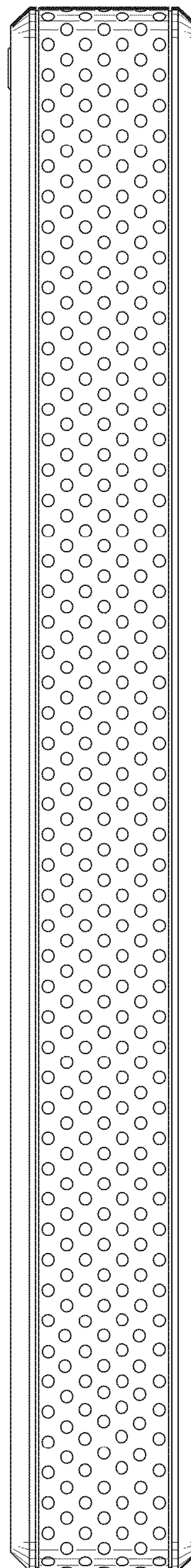


FIG. 6




FIG. 7

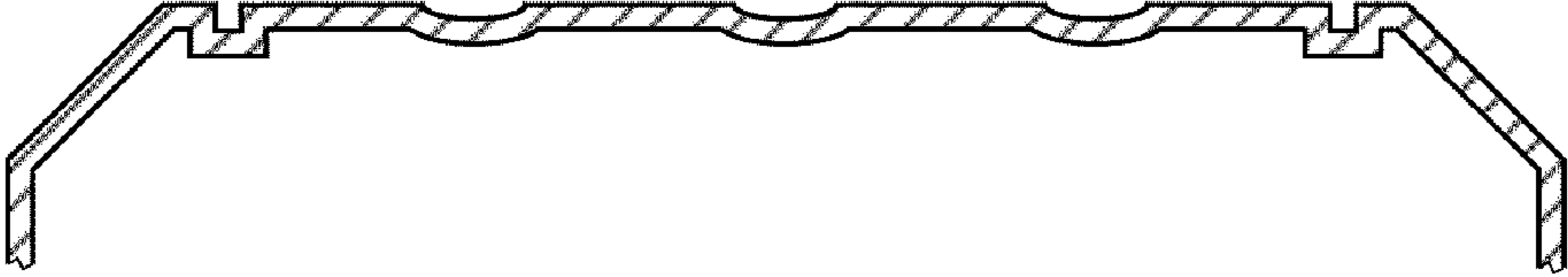


FIG. 8