

US00D644236S

(12) **United States Design Patent**
Leung et al.

(10) **Patent No.:** **US D644,236 S**

(45) **Date of Patent:** **** Aug. 30, 2011**

(54) **HANDHELD ELECTRONIC DEVICE**

(56)

References Cited

(75) Inventors: **Kwok Ching Leung**, Richmond Hill (CA); **Min Zhu**, Waterloo (CA)

(73) Assignee: **Research In Motion Limited**, Waterloo, Ontario (CA)

(**) Term: **14 Years**

(21) Appl. No.: **29/377,462**

(22) Filed: **Oct. 21, 2010**

U.S. PATENT DOCUMENTS

D523,423	S	*	6/2006	Corley et al.	D14/247
7,433,719	B2	*	10/2008	Dabov	455/575.1
D587,264	S	*	2/2009	Griffin et al.	D14/346
D588,119	S	*	3/2009	Griffin	D14/247
7,515,930	B2	*	4/2009	Eromaki	455/550.1
D593,554	S	*	6/2009	Griffin et al.	D14/346
2004/0165924	A1	*	8/2004	Griffin	400/486
2006/0058063	A1	*	3/2006	Bocking et al.	455/556.2
2007/0191078	A1	*	8/2007	Kim	455/575.4
2007/0236461	A1	*	10/2007	Griffin et al.	345/169
2008/0074393	A1	*	3/2008	Rak	345/168
2009/0015439	A1	*	1/2009	Dara et al.	341/23
2009/0163193	A1	*	6/2009	Fyke et al.	455/418

* cited by examiner

Related U.S. Application Data

(63) Continuation of application No. 29/354,090, filed on Jan. 19, 2010.

(51) **LOC (9) Cl.** **14-02**

(52) **U.S. Cl.** **D14/456**

(58) **Field of Classification Search** D14/138, D14/247, 341-346, 391-399, 455, 456; D18/1, D18/2, 7, 11, 4.1-4.6; 178/17 A, 17 C; 200/5 A, 200/5 R, 6 A, 6 R; 235/145 A, 145 R; 345/160, 345/168, 169; 341/22, 23; 400/484-489, 400/492, 682; 361/679.08, 679.09, 679.11, 361/679.12; 455/418, 550.1, 556.2, 575.1, 455/575.3, 575.4

See application file for complete search history.

Primary Examiner — Freda Nunn

(57)

CLAIM

We claim the ornamental design for a handheld electronic device, as shown and described.

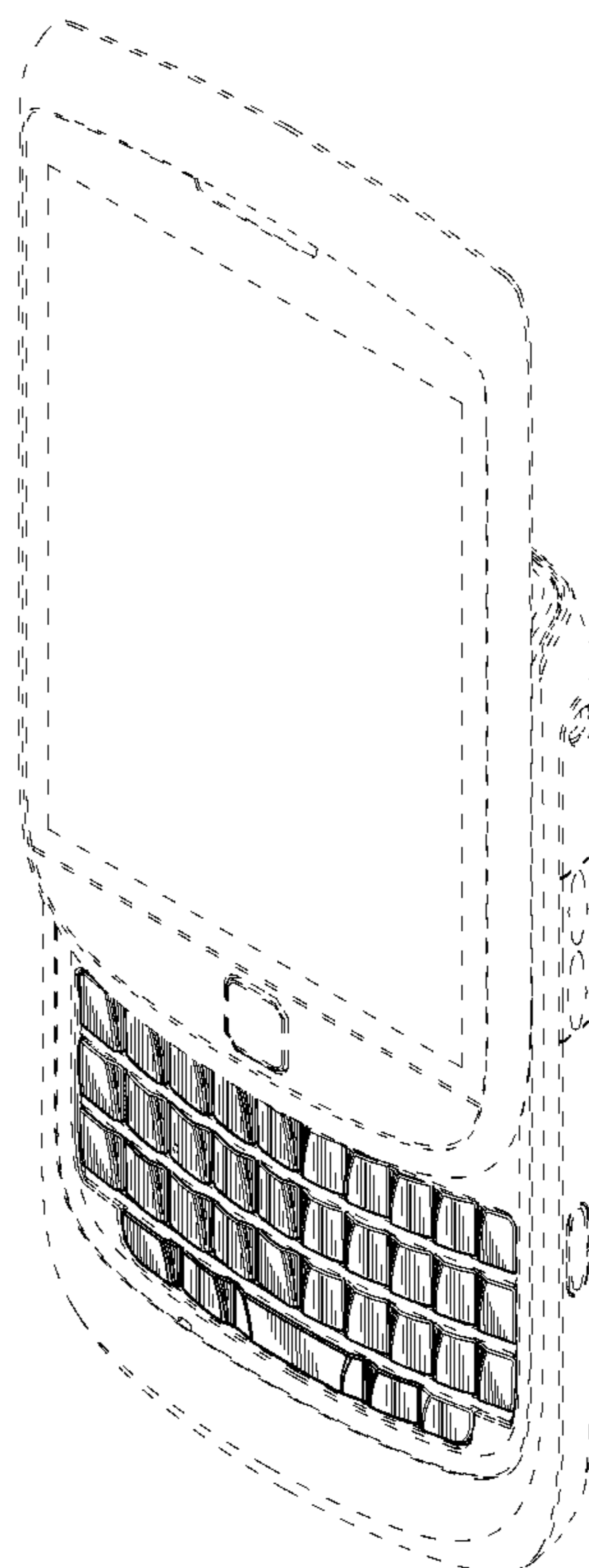
DESCRIPTION

FIG. 1 is a front perspective view of a handheld electronic device; and,

FIG. 2 is a front elevational view of the handheld electronic device.

The broken lines immediately surrounding the keys of the electronic device are understood to represent boundary lines, and all other broken lines are shown for the purpose of illustrating portions of the device and form no part of the claimed design.

1 Claim, 2 Drawing Sheets



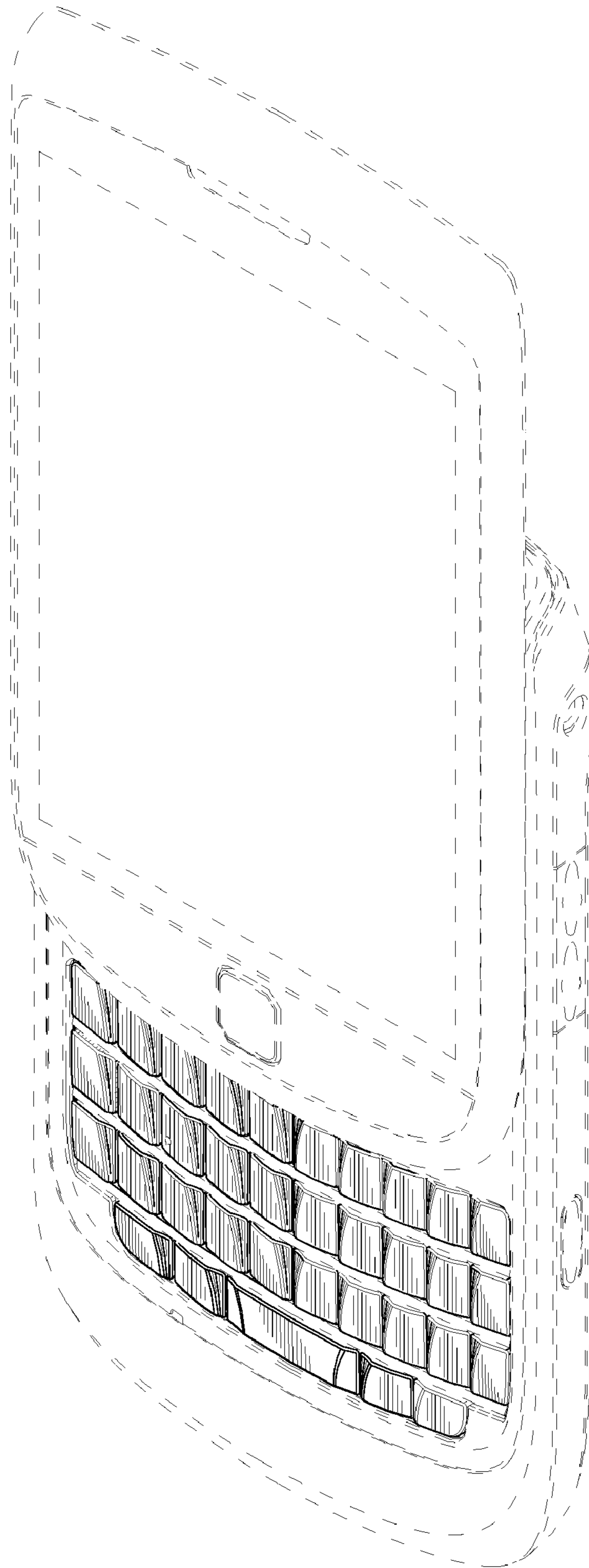


FIG.1

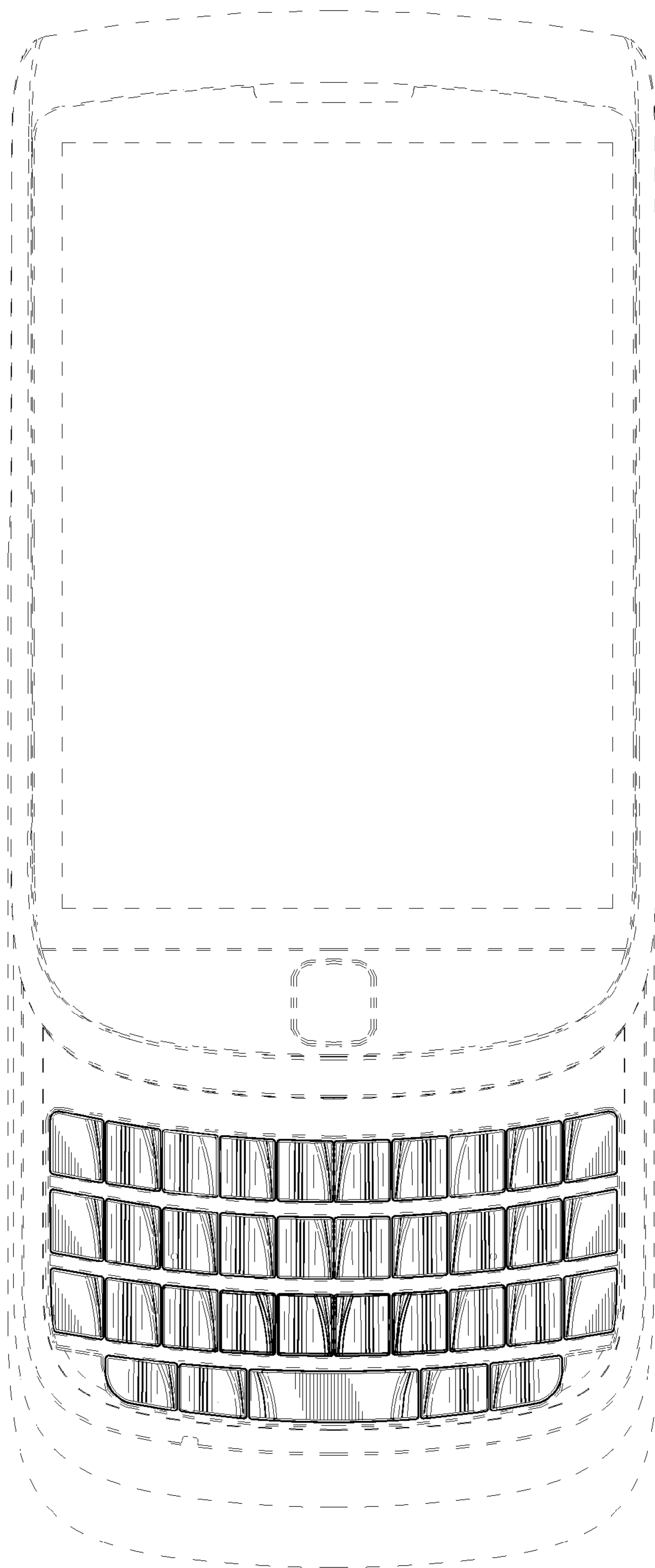


FIG.2