



US00D644229S

(12) **United States Design Patent**
Corsini et al.

(10) **Patent No.:** **US D644,229 S**

(45) **Date of Patent:** **** Aug. 30, 2011**

(54) **IN-WALL IPOD DOCK**

(75) Inventors: **Peter H. Corsini**, East Sandwich, MA (US); **Daniel W. Ashcraft**, Torrance, CA (US); **Kit Mok**, Hawthorne, CA (US); **Deanna Griffith**, Topanga, CA (US); **Caroline Park**, Venice, CA (US); **Jason Pi**, Anaheim, CA (US)

(73) Assignee: **Savant Systems LLC**, Osterville, MA (US)

(**) Term: **14 Years**

(21) Appl. No.: **29/364,490**

(22) Filed: **Jun. 24, 2010**

(51) **LOC (9) Cl.** **14-02**

(52) **U.S. Cl.** **D14/434**

(58) **Field of Classification Search** D14/432-434, D14/314, 204, 420, 421, 447, 217, 358, 371, D14/374, 375; D13/107, 108, 146; D8/373; 248/346.03, 176.1; 361/679.41, 679.31, 361/679.32, 679.4, 679.43, 679.55; 320/109, 320/112-115

See application file for complete search history.

(56) **References Cited**

U.S. PATENT DOCUMENTS

D331,573 S * 12/1992 Iino D14/434
6,049,450 A * 4/2000 Cho et al. 361/679.27

D450,707 S * 11/2001 Francavilla et al. D14/434
6,456,492 B1 * 9/2002 Wang et al. 361/679.4
D470,849 S * 2/2003 Bertagnole et al. D14/434
D471,558 S * 3/2003 Wada D14/434
6,625,015 B2 * 9/2003 Yin 361/679.4
6,643,127 B1 * 11/2003 Richardson 361/679.4
7,068,496 B2 * 6/2006 Wong et al. 361/679.28
D579,451 S * 10/2008 Ward et al. D14/434
2003/0116631 A1 * 6/2003 Salvato et al. 235/472.01
2006/0250767 A1 * 11/2006 Brophy et al. 361/686

* cited by examiner

Primary Examiner — Freda Nunn

(74) *Attorney, Agent, or Firm* — Cesari and McKenna, LLP; John F. McKenna

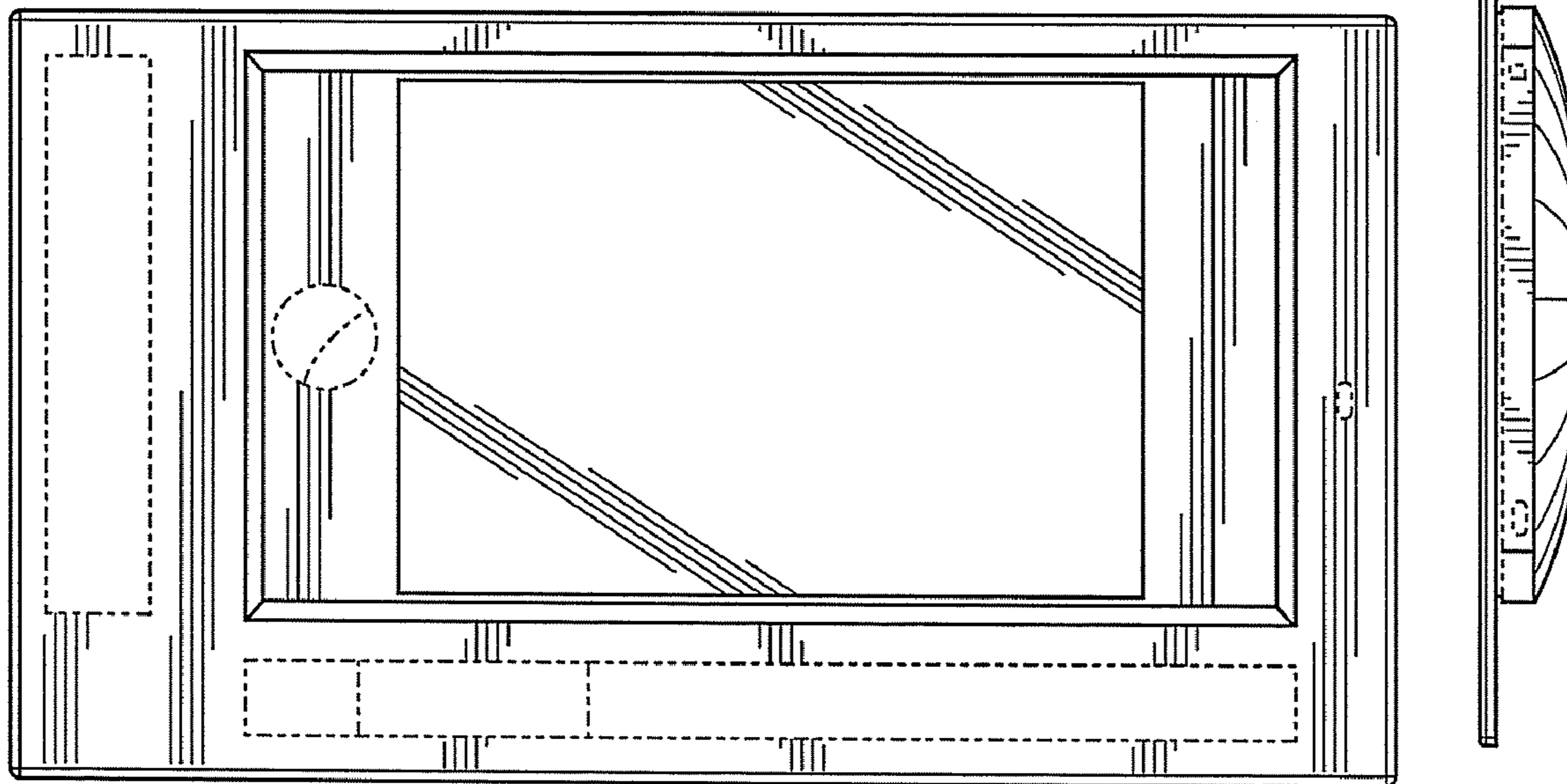
(57) **CLAIM**

The ornamental design for an in-wall iPod dock, as shown and described.

DESCRIPTION

FIG. 1 is a front elevational view of an in-wall iPod dock showing the new design; FIG. 2 is a right side elevational view thereof, the left side being a mirror image of the right side, and; FIG. 3 is a top plan view thereof, the bottom being a minor image of the top. The portions of the dock shown in broken lines form no part of the claimed invention.

1 Claim, 3 Drawing Sheets



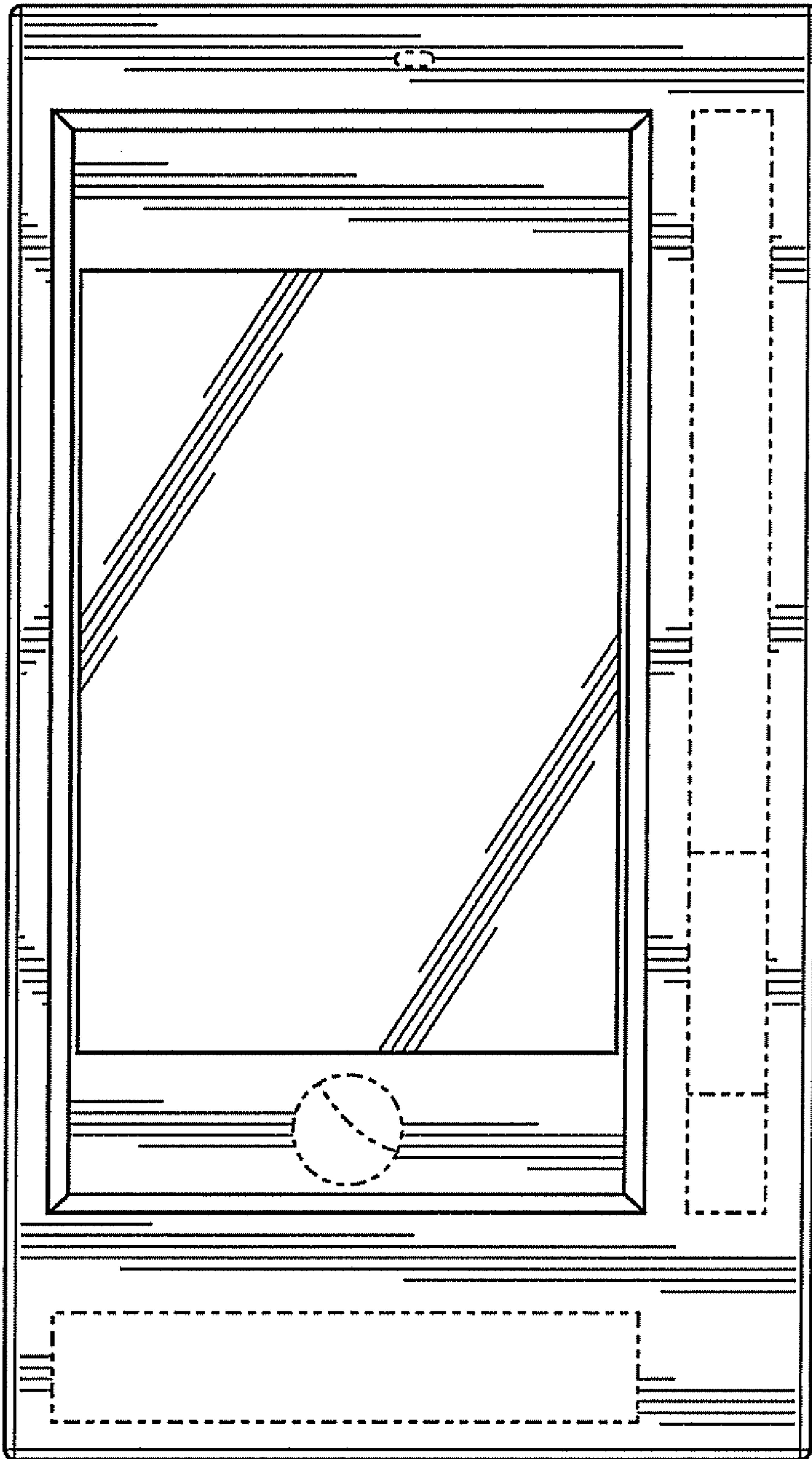


FIG. 1

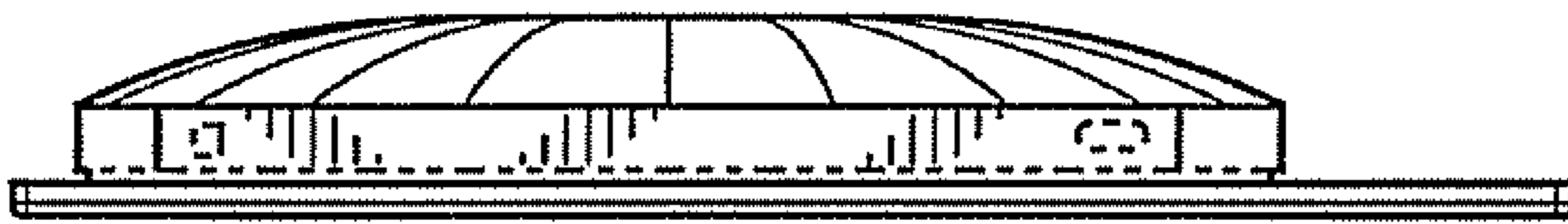


FIG. 2

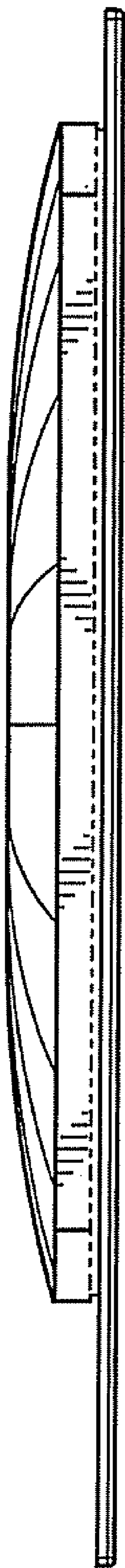


FIG. 3