



US00D644157S

(12) **United States Design Patent**  
**Antoniadis et al.**

(10) **Patent No.:** **US D644,157 S**  
(45) **Date of Patent:** **\*\* Aug. 30, 2011**

(54) **WHEEL OR WHEEL COVER**

(75) Inventors: **Apostolos Antoniadis**, Sindelfingen (DE); **Gert Stolz**, Kernen (DE)

(73) Assignee: **Daimler AG**, Stuttgart (DE)

(\*\*) Term: **14 Years**

(21) Appl. No.: **29/347,639**

(22) Filed: **Mar. 23, 2010**

(30) **Foreign Application Priority Data**

Sep. 24, 2009 (EM) ..... 001615238-0001

(51) **LOC (9) Cl.** ..... **12-16**

(52) **U.S. Cl.** ..... **D12/211**

(58) **Field of Classification Search** ..... D12/204-213;  
301/37.101, 64.101, 65, 64.201

See application file for complete search history.

(56) **References Cited**

**U.S. PATENT DOCUMENTS**

D476,284 S *	6/2003	Pfeiffer et al. ....	D12/211
D504,649 S *	5/2005	Pfeiffer .....	D12/209
D506,718 S *	6/2005	Szavits .....	D12/209
D512,360 S *	12/2005	Boyer .....	D12/211
D512,675 S *	12/2005	Nagashima .....	D12/209
D513,726 S *	1/2006	Kamimura .....	D12/211

D516,490 S *	3/2006	Baer .....	D12/211
D520,934 S *	5/2006	Szavits .....	D12/211
D523,387 S *	6/2006	Pfeiffer .....	D12/211
D527,326 S *	8/2006	Pfeiffer .....	D12/209
D527,328 S *	8/2006	Pfeiffer .....	D12/211
D531,562 S *	11/2006	Kim .....	D12/209
D538,729 S *	3/2007	Pfeiffer .....	D12/209
D546,747 S *	7/2007	Pfeiffer .....	D12/211
D571,703 S *	6/2008	Antoniadis et al. ....	D12/211
D588,516 S *	3/2009	Nagashima .....	D12/211
D612,789 S *	3/2010	Tant et al. ....	D12/211
D613,229 S *	4/2010	Antoniadis et al. ....	D12/211
D617,248 S *	6/2010	Zhao .....	D12/209

\* cited by examiner

*Primary Examiner* — Stacia Cadmus

(74) *Attorney, Agent, or Firm* — Crowell & Moring LLP

(57) **CLAIM**

The ornamental design for a wheel or wheel cover, as shown and described.

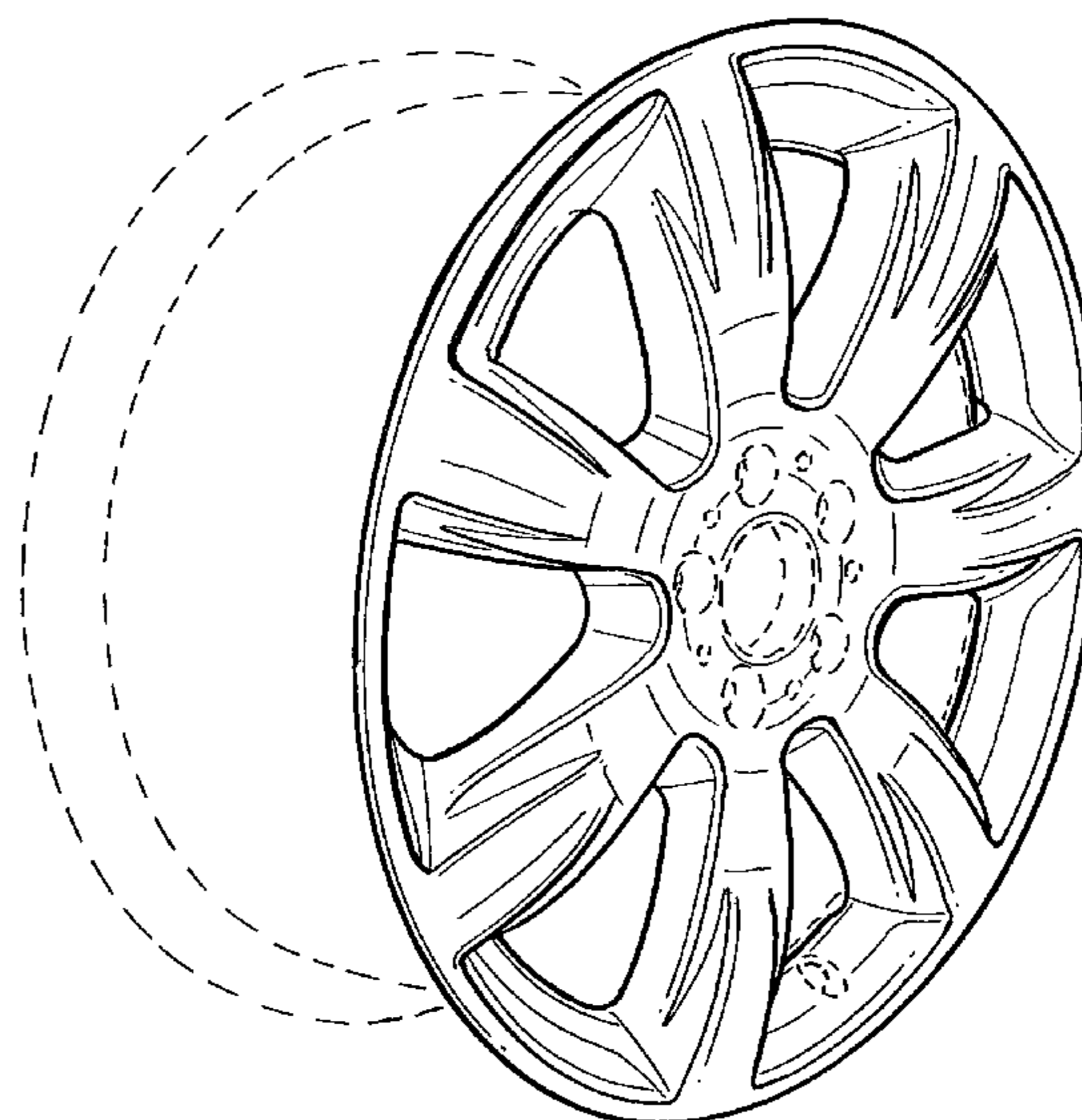

**DESCRIPTION**

FIG. 1 is a front view of a wheel or wheel cover according to our design; and,

FIG. 2 is a perspective view thereof.

The broken line showing of the rear of the rim, the valve stem hole, and the bolt holes and center hole in the central hub area is included for the purpose of illustrating environment and forms no part of the claimed design.

**1 Claim, 1 Drawing Sheet**



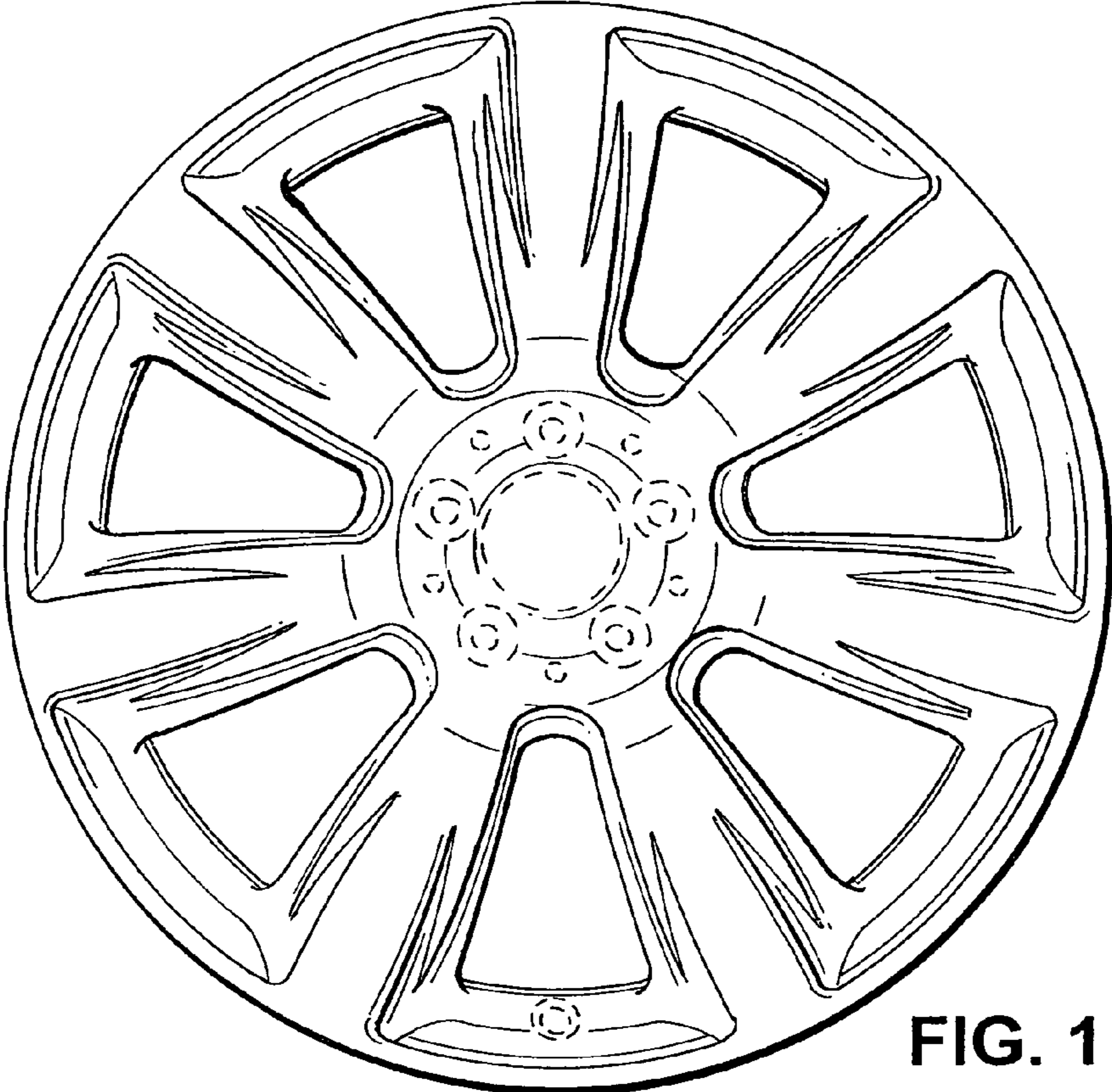


FIG. 1

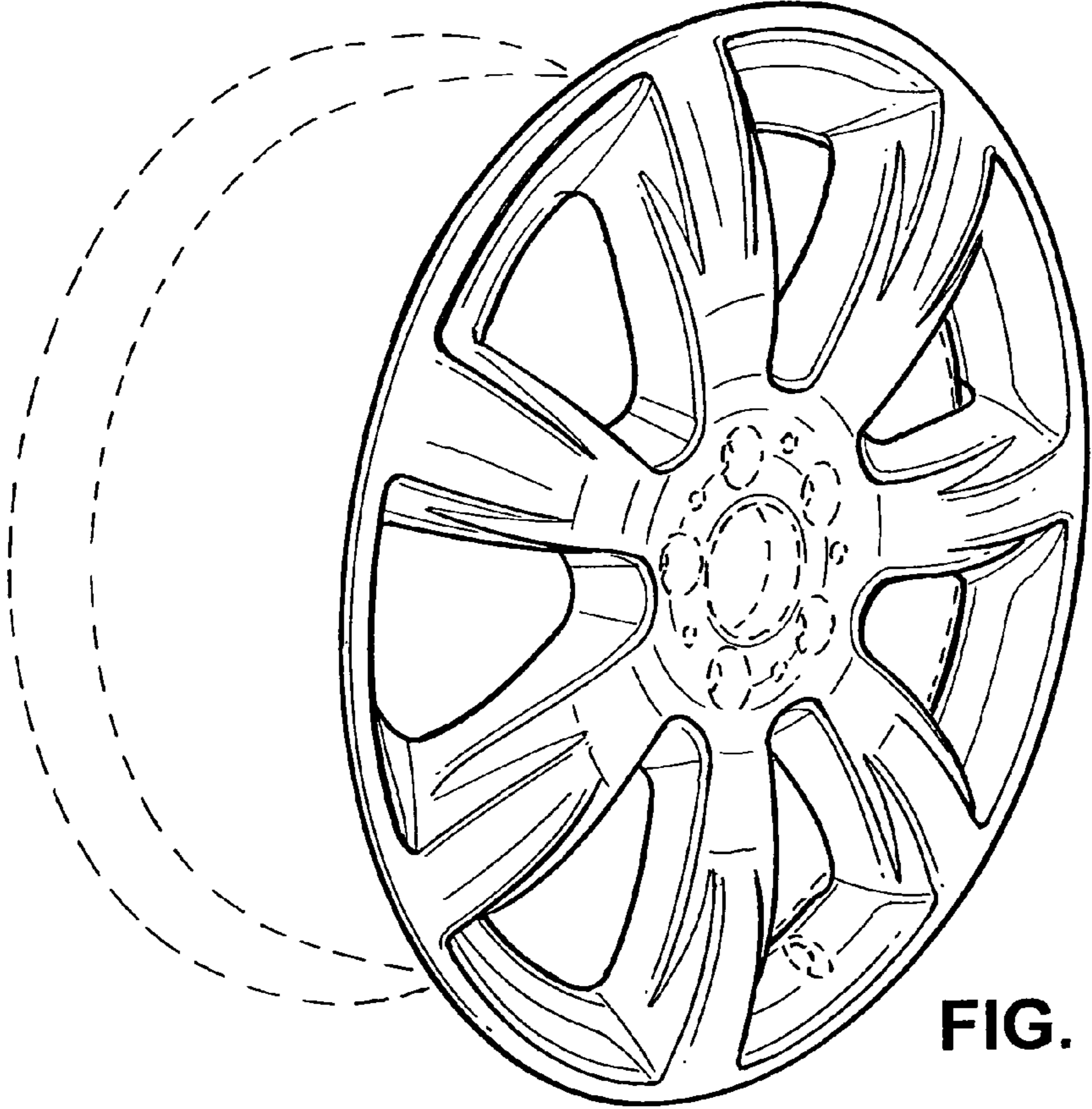


FIG. 2