



US00D644152S

(12) **United States Design Patent**  
**Hu**

(10) **Patent No.:** **US D644,152 S**

(45) **Date of Patent:** **\*\* Aug. 30, 2011**

(54) **VEHICLE DECOR**

(76) Inventor: **Ming-Liang Hu**, Tainan (TW)

(\*\*) Term: **14 Years**

(21) Appl. No.: **29/387,690**

(22) Filed: **Mar. 16, 2011**

(51) **LOC (9) Cl.** ..... **12-16**

(52) **U.S. Cl.** ..... **D12/193; D12/190**

(58) **Field of Classification Search** ..... D12/193,  
D12/190, 400, 90-92, 196-201, 126, 86,  
D12/187, 110, 114, 171, 169, 163; D6/300-30;  
40/200-204, 207-214, 413, 591-592; 362/497,  
362/473, 327, 604; D20/13, 11, 23, 25; D11/211,  
D11/81, 157, 133, 172; 293/102, 115; 428/98-99,  
428/31; D23/393

See application file for complete search history.

(56) **References Cited**

**U.S. PATENT DOCUMENTS**

D366,441 S *	1/1996	Wu	.....	D12/193
D386,736 S *	11/1997	Madison	.....	D12/190
D466,457 S *	12/2002	Wang	.....	D12/193
D477,799 S *	7/2003	Arens	.....	D12/193
D480,998 S *	10/2003	DeBerti	.....	D12/187
D488,408 S *	4/2004	Carli	.....	D12/126
D491,505 S *	6/2004	Spencer	.....	D12/193
D493,398 S *	7/2004	Ohm et al.	.....	D12/193
D494,112 S *	8/2004	Marchese et al.	.....	D12/163
D494,519 S *	8/2004	Huang	.....	D12/193
D517,454 S *	3/2006	Chambers	.....	D12/126
D518,428 S *	4/2006	Marchese et al.	.....	D12/190

D531,558 S *	11/2006	Peng	.....	D12/193
D546,935 S *	7/2007	Arrowood	.....	D23/393
D562,204 S *	2/2008	Dayan et al.	.....	D12/193
D569,775 S *	5/2008	Huang	.....	D12/197
D595,199 S *	6/2009	Hu	.....	D12/193
D597,911 S *	8/2009	Hu	.....	D12/190
D614,556 S *	4/2010	Wu	.....	D12/196

\* cited by examiner

*Primary Examiner* — Stacia Cadmus

(74) *Attorney, Agent, or Firm* — Holland & Hart, LLP

(57) **CLAIM**


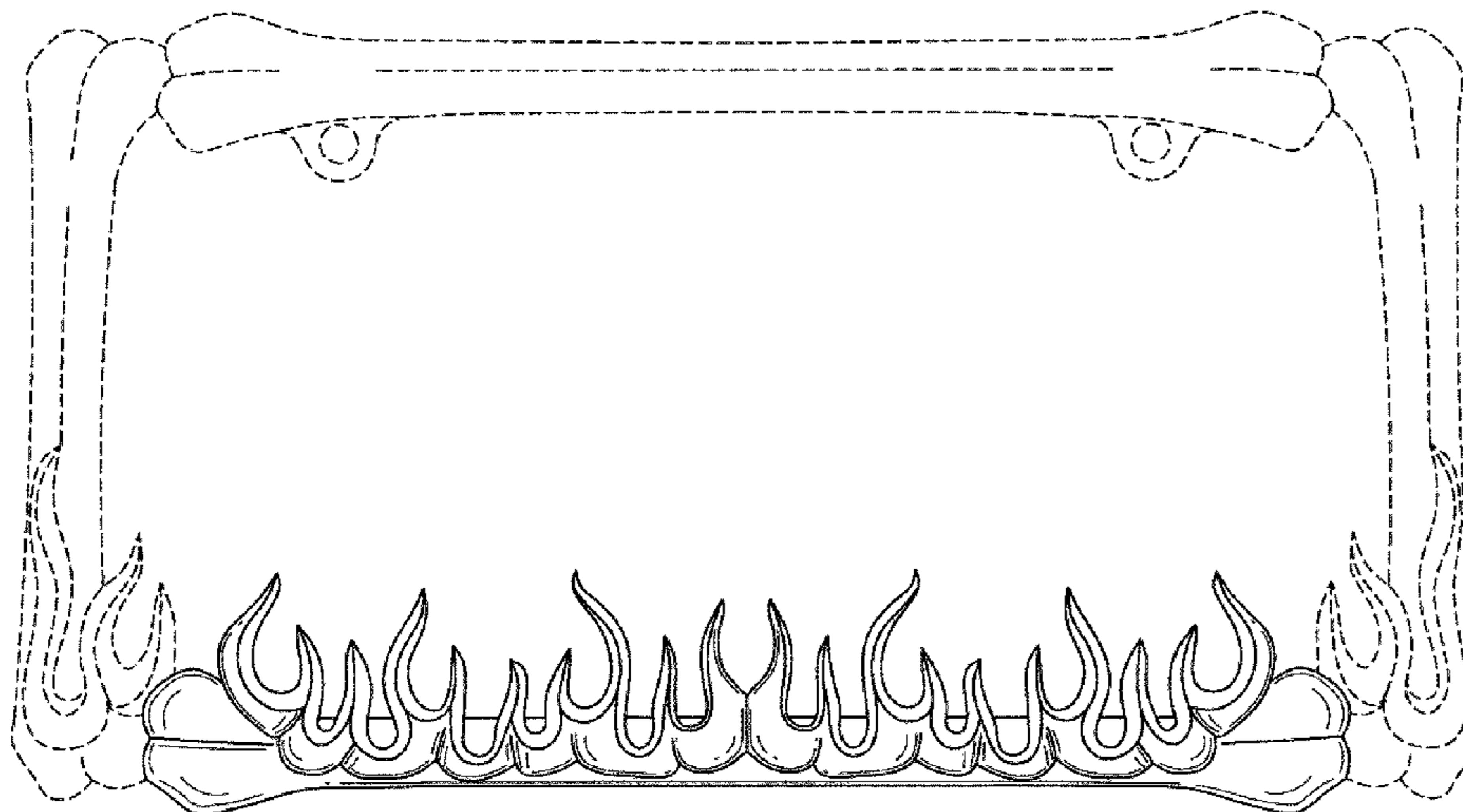
The ornamental design for vehicle decor, as shown and described.

**DESCRIPTION**

FIG. 1 is a perspective view of vehicle decor showing my new design;  
 FIG. 2 is a front elevational view thereof;  
 FIG. 3 is a rear elevational view thereof;  
 FIG. 4 is a left side elevational view thereof;  
 FIG. 5 is a right side elevational view thereof;  
 FIG. 6 is a top plan view thereof;  
 FIG. 7 is a bottom plan view thereof;  
 FIG. 8 is a perspective view of the second embodiment of vehicle decor;  
 FIG. 9 is a front elevational view thereof;  
 FIG. 10 is a rear elevational view thereof;  
 FIG. 11 is a left side elevational view thereof;  
 FIG. 12 is a right side elevational view thereof;  
 FIG. 13 is a top plan view thereof; and,  
 FIG. 14 is a bottom plan view thereof.

The portions shown in dashed lines in FIGS. 1-7 do not form part of the design.

**1 Claim, 9 Drawing Sheets**



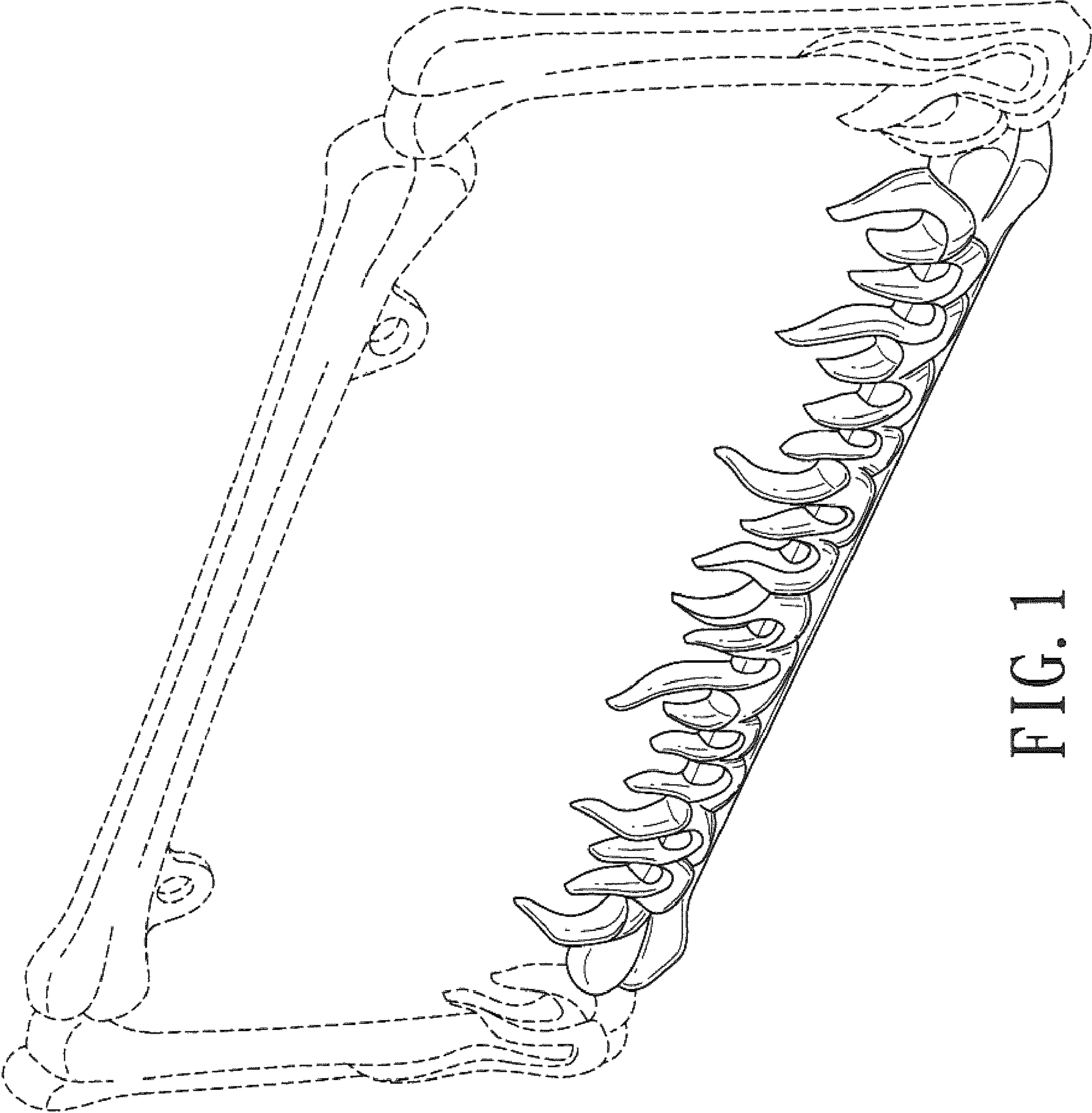


FIG. 1

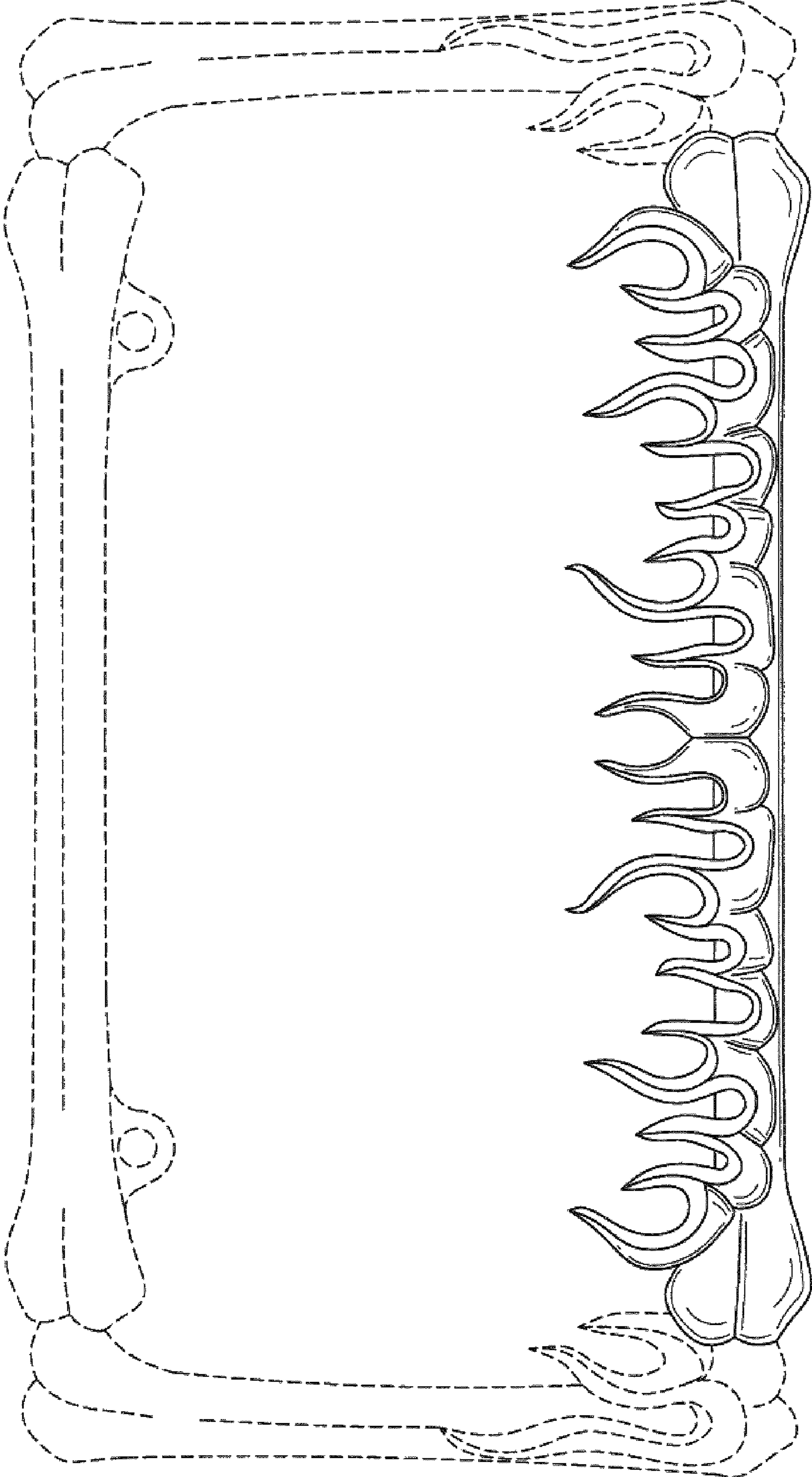


FIG. 2



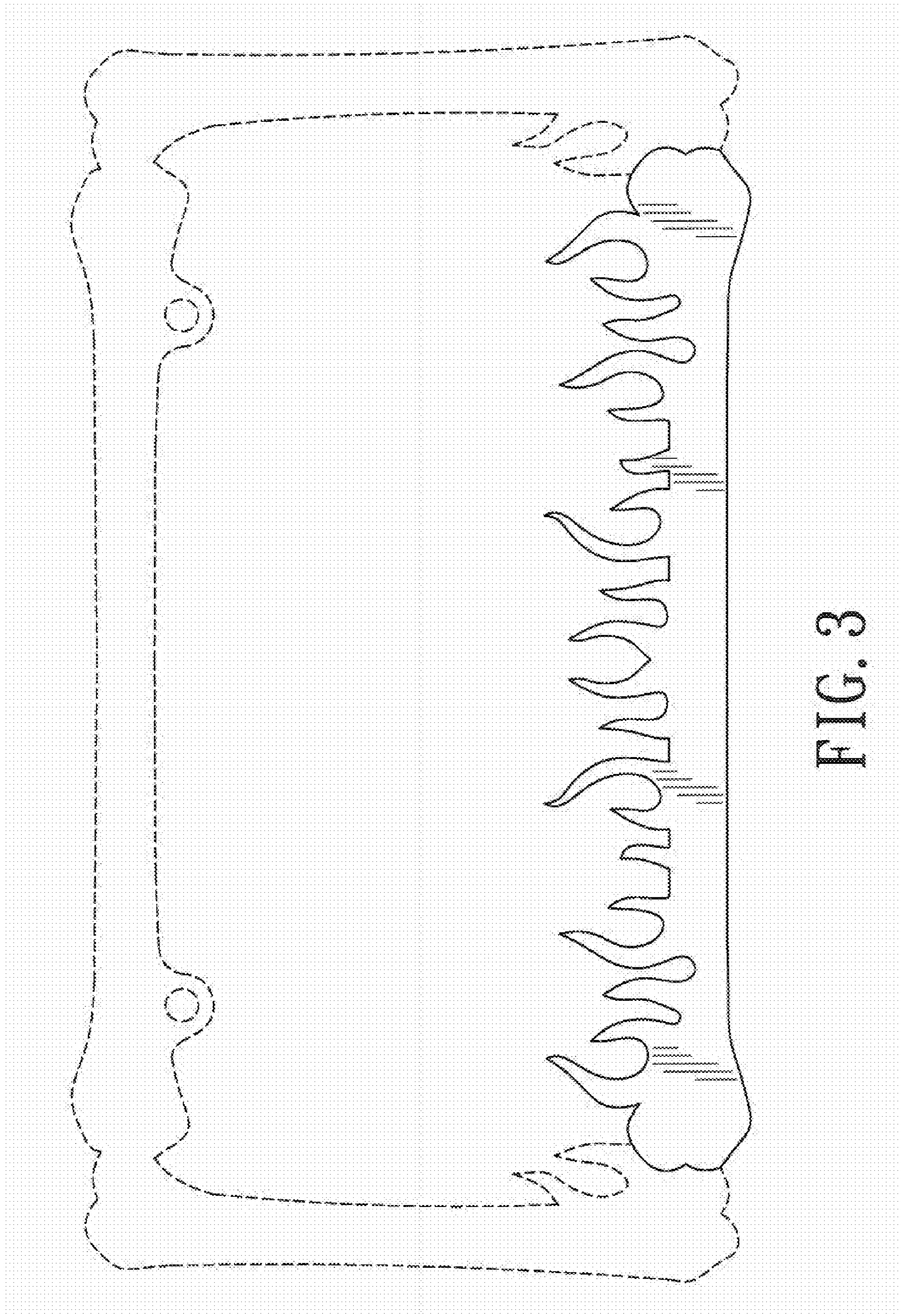


FIG. 3



FIG. 5




FIG. 4





FIG. 6



FIG. 7

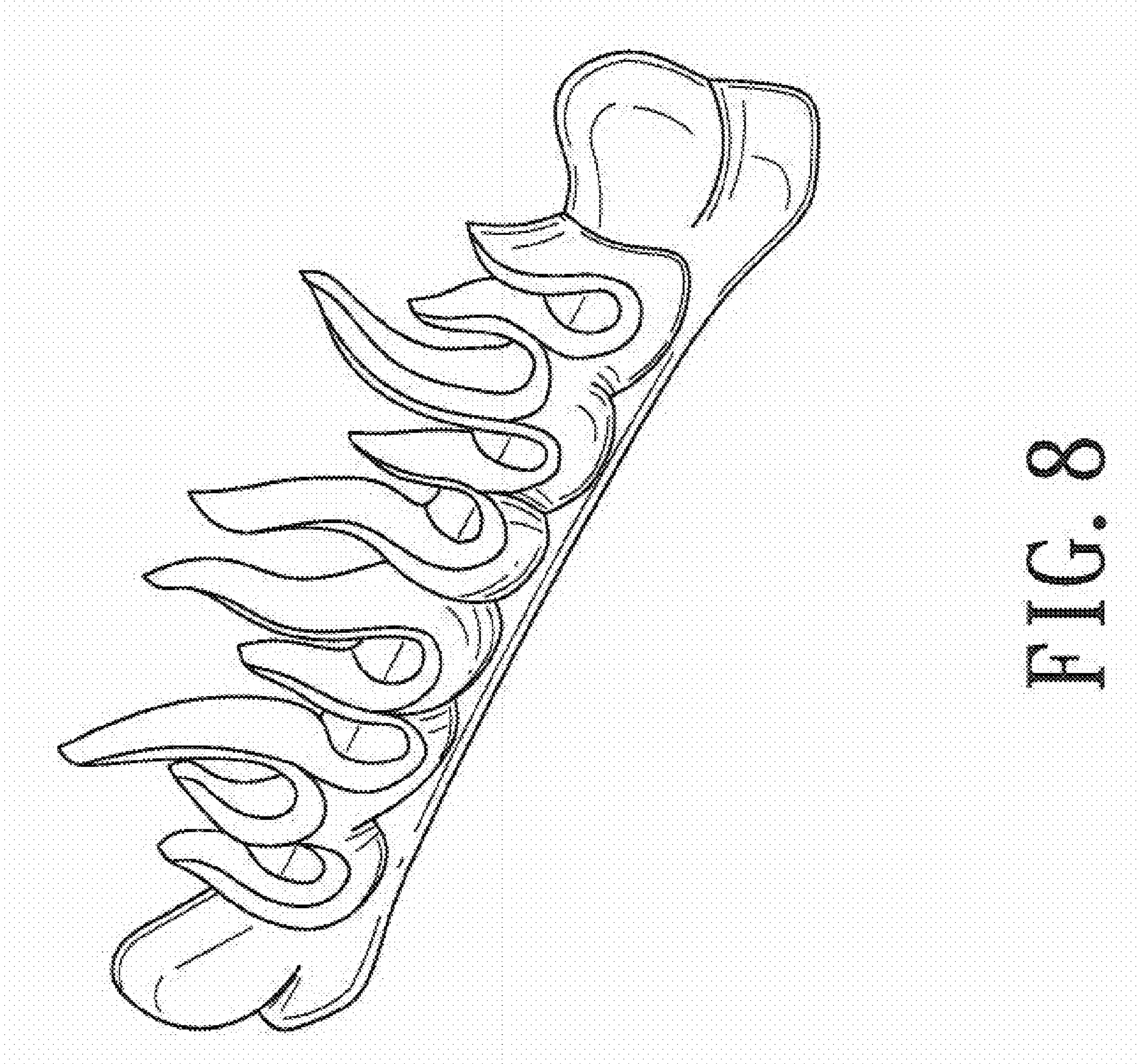


FIG. 8






FIG. 9

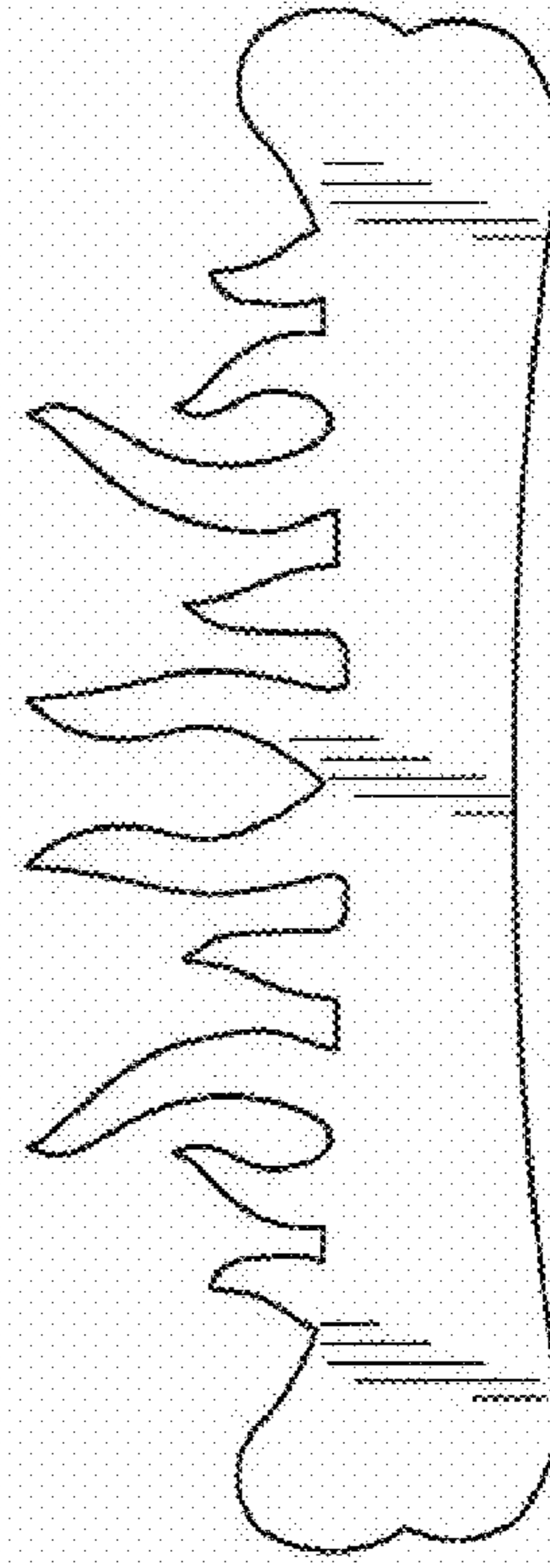


FIG. 10





FIG. 11




FIG. 12

