



US00D644148S

(12) **United States Design Patent**
Smart

(10) **Patent No.:** **US D644,148 S**

(45) **Date of Patent:** **** Aug. 30, 2011**

(54) **VEHICLE BODY**

(75) Inventor: **Niki J. Smart**, Marina Del Ray, CA
(US)

(73) Assignee: **GM Global Technology Operations
LLC**, Detroit, MI (US)

(**) Term: **14 Years**

(21) Appl. No.: **29/379,223**

(22) Filed: **Nov. 16, 2010**

(51) **LOC (9) Cl.** **12-08**

(52) **U.S. Cl.** **D12/91**

(58) **Field of Classification Search** D12/86,
D12/90-92, 88; D21/424, 433, 434; 296/181.1,
296/181.5

See application file for complete search history.

(56) **References Cited**

U.S. PATENT DOCUMENTS

D592,550 S *	5/2009	Lawlis	D12/91
D592,551 S *	5/2009	Manoogian et al.	D12/91
D605,082 S *	12/2009	Munson	D12/86
D605,978 S *	12/2009	Wolff et al.	D12/91

D622,185 S *	8/2010	Uchiyama et al.	D12/91
D623,090 S *	9/2010	Cox et al.	D12/92
D625,664 S *	10/2010	Giugiaro	D12/92

* cited by examiner

Primary Examiner — Melody N Brown

(74) *Attorney, Agent, or Firm* — Parks IP Law LLC; Mickki
D. Murray

(57) **CLAIM**


The ornamental design for a vehicle body, as shown and
described.

DESCRIPTION

FIG. 1 is a front perspective view of a vehicle body showing
my new design;
FIG. 2 is a front and left side perspective view thereof, the
right side being a mirror image thereof;
FIG. 3 is a front and left side perspective view with the side
doors in an open position;
FIG. 4 is a rear and left side perspective view thereof; and,
FIG. 5 is a rear perspective view thereof.

In the figures, features shown by broken lines are for illustra-
tive purposes only and form no part of the claimed design.

1 Claim, 5 Drawing Sheets






Fig-1

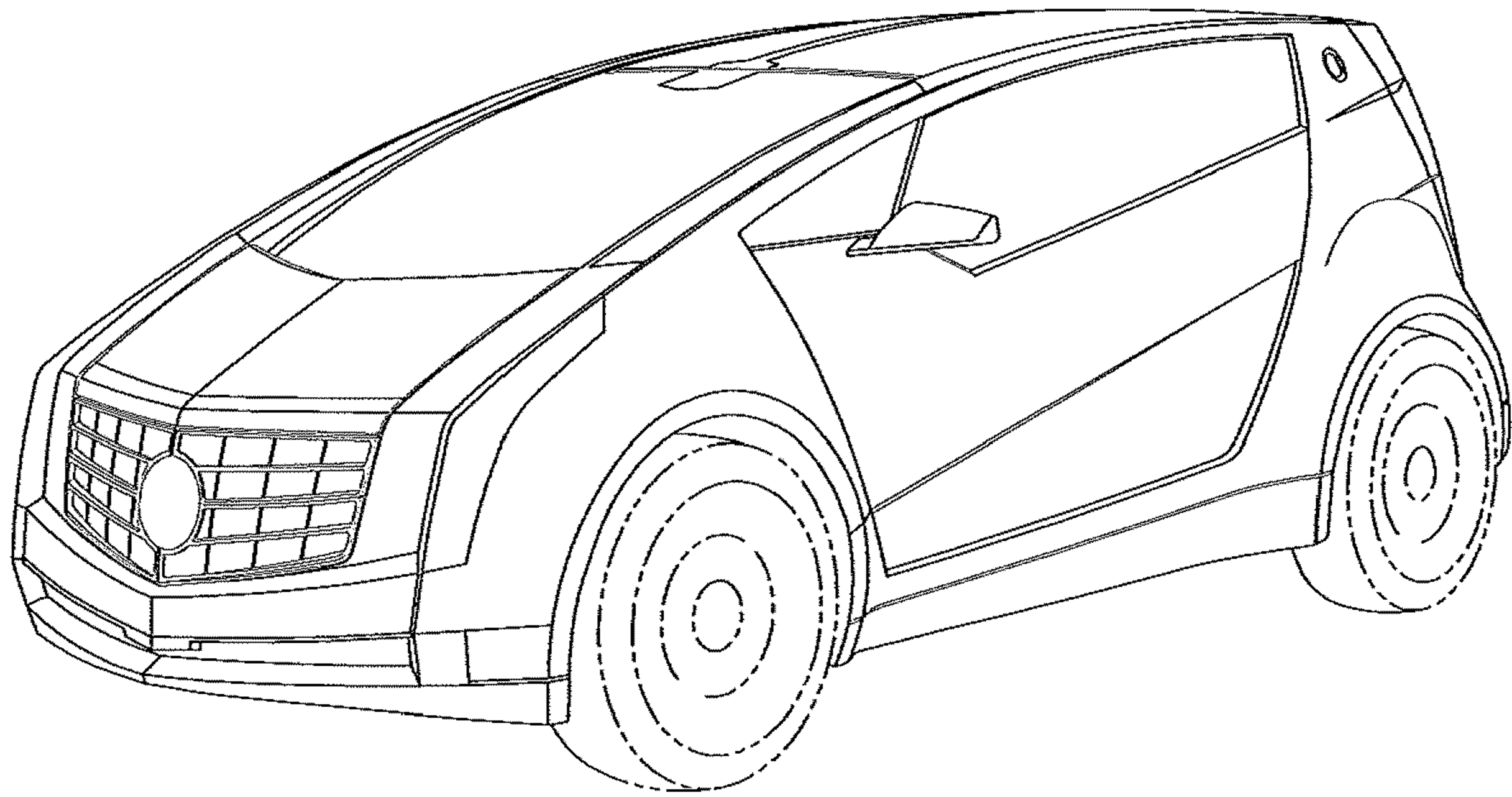


Fig-2




Fig-3

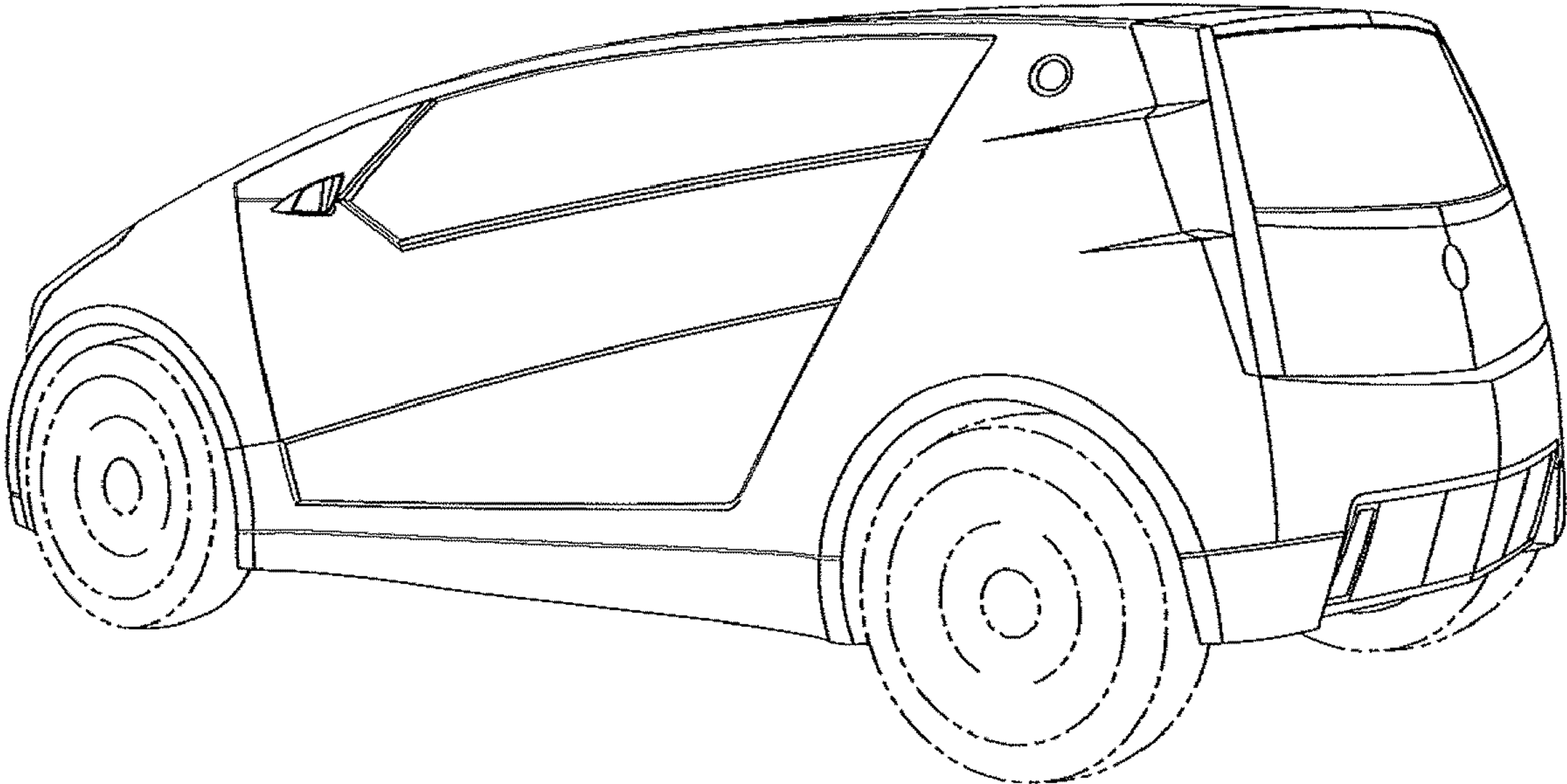


Fig-4

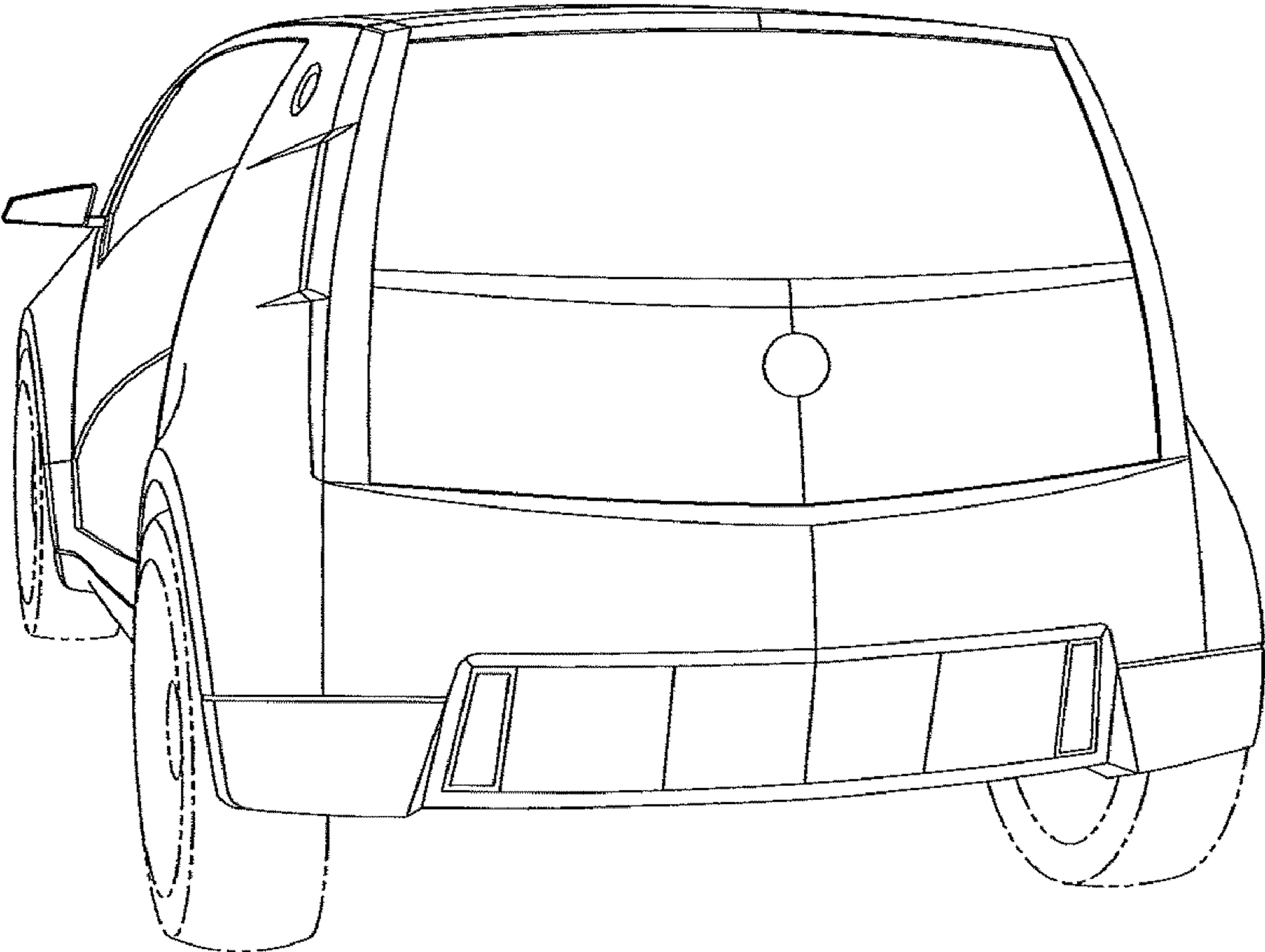


Fig-5