



US00D644144S

(12) **United States Design Patent**
Logan et al.

(10) **Patent No.:** **US D644,144 S**

(45) **Date of Patent:** **** Aug. 30, 2011**

(54) **ROTATABLE PLANT HOOK**

(76) Inventors: **Meredith Logan**, Charlotte, NC (US);
Alexander Horstman, Charlotte, NC
(US)

(**) Term: **14 Years**

(21) Appl. No.: **29/316,800**

(22) Filed: **Nov. 2, 2009**

(51) **LOC (9) Cl.** **11-02**

(52) **U.S. Cl.** **D11/164**

(58) **Field of Classification Search** D6/403-406,
D6/556-558; D8/1, 373, 367; D11/143-156,
D11/164; D19/77, 80-82, 84; D23/355,
D23/356; D25/100; D26/9-11, 16, 20, 22;
D34/1, 2, 4-6; D99/5, 19; 47/32.4, 32.5,
47/32.7, 33, 39, 41.01, 41.1, 41.11-41.15,
47/42-47, 65, 65.5, 65.9, 66.1, 66.6, 66.7,
47/67-71

See application file for complete search history.

(56) **References Cited**

U.S. PATENT DOCUMENTS

2,969,947	A *	1/1961	Tonnesson	248/27.8
D250,376	S *	11/1978	Schoenbrun	D6/513
4,189,124	A *	2/1980	Faris	248/318
D255,404	S *	6/1980	Podjan	D6/513
4,262,873	A *	4/1981	Prenger	248/318
D261,454	S *	10/1981	Hobrecht	D6/513
4,337,916	A *	7/1982	Norris	248/558

4,373,695	A *	2/1983	Faris	248/318
4,592,166	A *	6/1986	Tendrup et al.	47/67
D296,760	S *	7/1988	McGrath	D8/373
5,077,936	A *	1/1992	Beaven	47/67
D335,986	S *	6/1993	Saffell	D6/514
D362,175	S *	9/1995	Grignon	D8/367
D394,576	S *	5/1998	Gualandri	D6/556
D434,641	S *	12/2000	Hartley	D8/373
D436,840	S *	1/2001	Vogt	D8/373
6,299,118	B1 *	10/2001	Farrell	248/327
6,370,820	B1 *	4/2002	Moss	47/81
D566,615	S *	4/2008	Vogt	D11/148
D621,741	S *	8/2010	Vogt	D11/164
2009/0078842	A1 *	3/2009	Chen	248/318
2009/0212187	A1 *	8/2009	Chen	248/318

* cited by examiner

Primary Examiner — Holly Baynham

Assistant Examiner — Michelle E Wilson

(74) *Attorney, Agent, or Firm* — Christopher Cioffi

(57) **CLAIM**

The ornamental design for a rotatable plant hook, as shown and described.

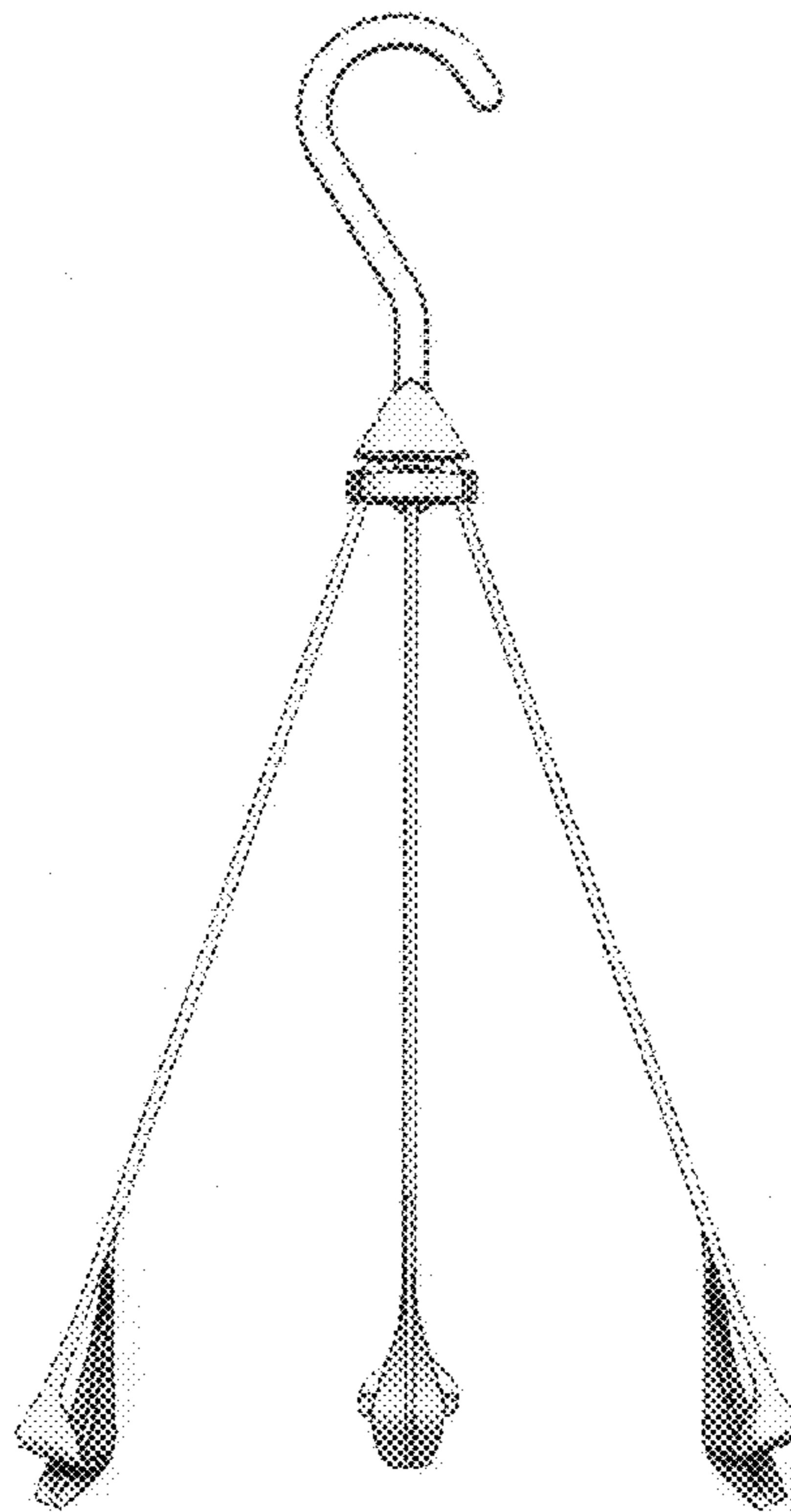
DESCRIPTION

FIG. 1 is a side elevational view of a rotatable plant hook showing my new design;

FIG. 2 is a bottom plan view thereof, shown enlarged for clarity and ease of illustration; and,

FIG. 3 is a perspective view thereof, shown enlarged with the hook detached, for clarity and ease of illustration.

1 Claim, 3 Drawing Sheets



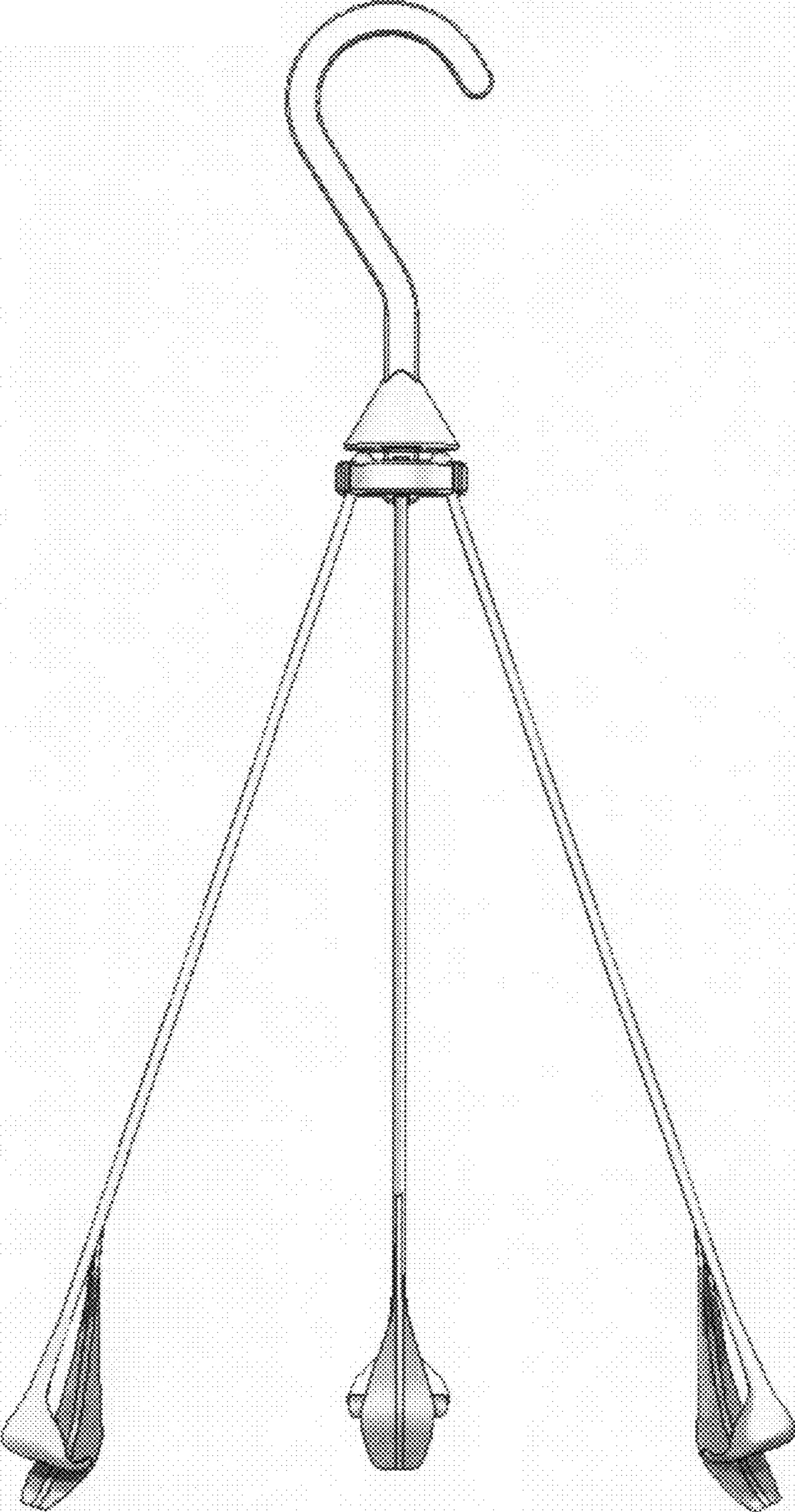


Fig. 1

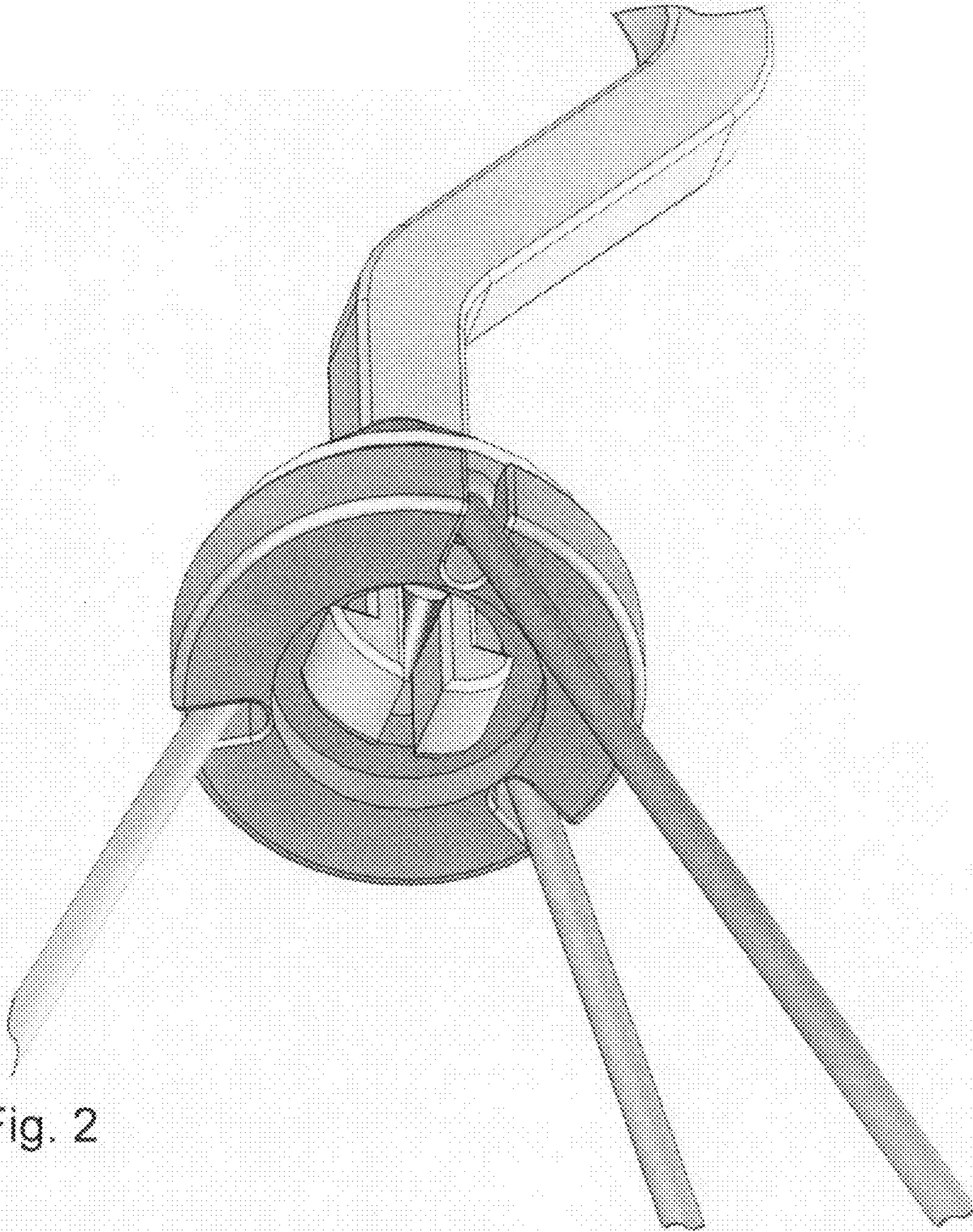


Fig. 2




Fig. 3