



US00D644141S

(12) **United States Design Patent**
George

(10) **Patent No.:** **US D644,141 S**

(45) **Date of Patent:** **** Aug. 30, 2011**

(54) **JEWELRY**

(76) Inventor: **James J. George**, Thibodaux, LA (US)

(**) Term: **14 Years**

(21) Appl. No.: **29/383,031**

(22) Filed: **Jan. 11, 2011**

(51) **LOC (9) Cl.** **11-02**

(52) **U.S. Cl.** **D11/79; D11/1**

(58) **Field of Classification Search** D11/1,
D11/2, 7, 40-44, 52, 56, 58, 79-86, 88, 89,
D11/101; 63/23, 3.1, 3.2, 1.11, 13, 12
See application file for complete search history.

(56) **References Cited**

U.S. PATENT DOCUMENTS

1,059,520	A	*	4/1913	Blomstrom	D11/7
D97,535	S	*	11/1935	Mossman, Jr.	D11/80
D263,937	S	*	4/1982	Gordan	D11/7
D415,446	S	*	10/1999	Kattan	D11/43
5,979,184	A	*	11/1999	Razza	63/1.11
D467,193	S	*	12/2002	Jongsoonthornthurakit	..	D11/79

6,769,270	B2	*	8/2004	Takessian	63/29.1
D580,810	S	*	11/2008	Reilly	D11/7
D621,739	S	*	8/2010	Marks	D11/79

* cited by examiner

Primary Examiner — Cathron C Brooks

Assistant Examiner — Melanie Levy

(74) *Attorney, Agent, or Firm* — Garvey, Smith, Nehrass & North, L.L.C.; Seth M. Nehrass; Vanessa M. D'Souza

(57) **CLAIM**

The ornamental design for jewelry, as shown and described.

DESCRIPTION

FIG. 1 is a front elevational view of my jewelry, showing a first embodiment of my new design;

FIG. 2 is a side elevational view of thereof;

FIG. 3 is a front perspective view of my jewelry thereof;

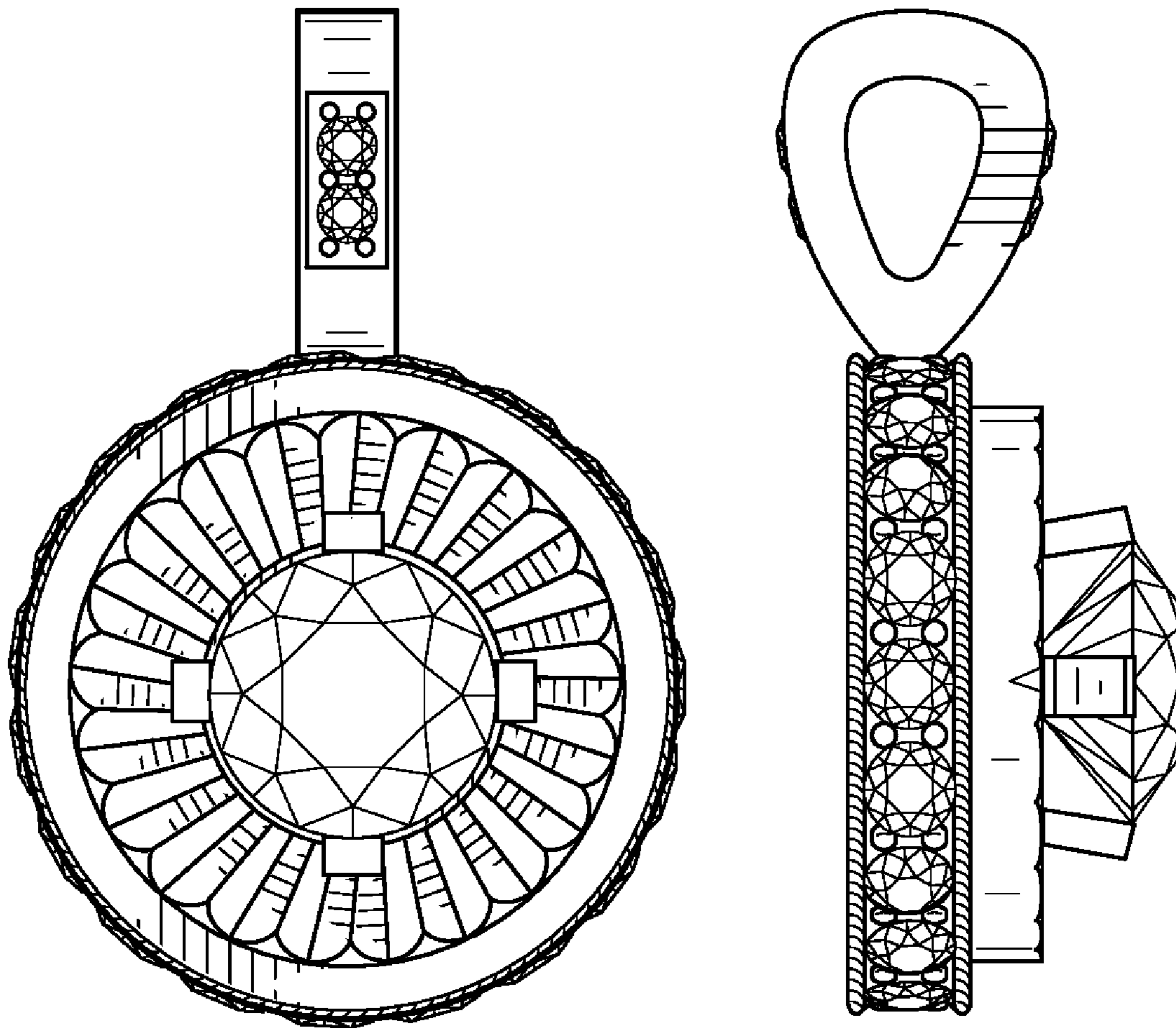
FIG. 4 is a front view of my jewelry, showing a second embodiment of my new design;

FIG. 5 is a side elevational view thereof; and,

FIG. 6 is a front perspective view thereof.

The jewelry can be used as earrings, a pendant, or a dangle on a bracelet.

1 Claim, 2 Drawing Sheets



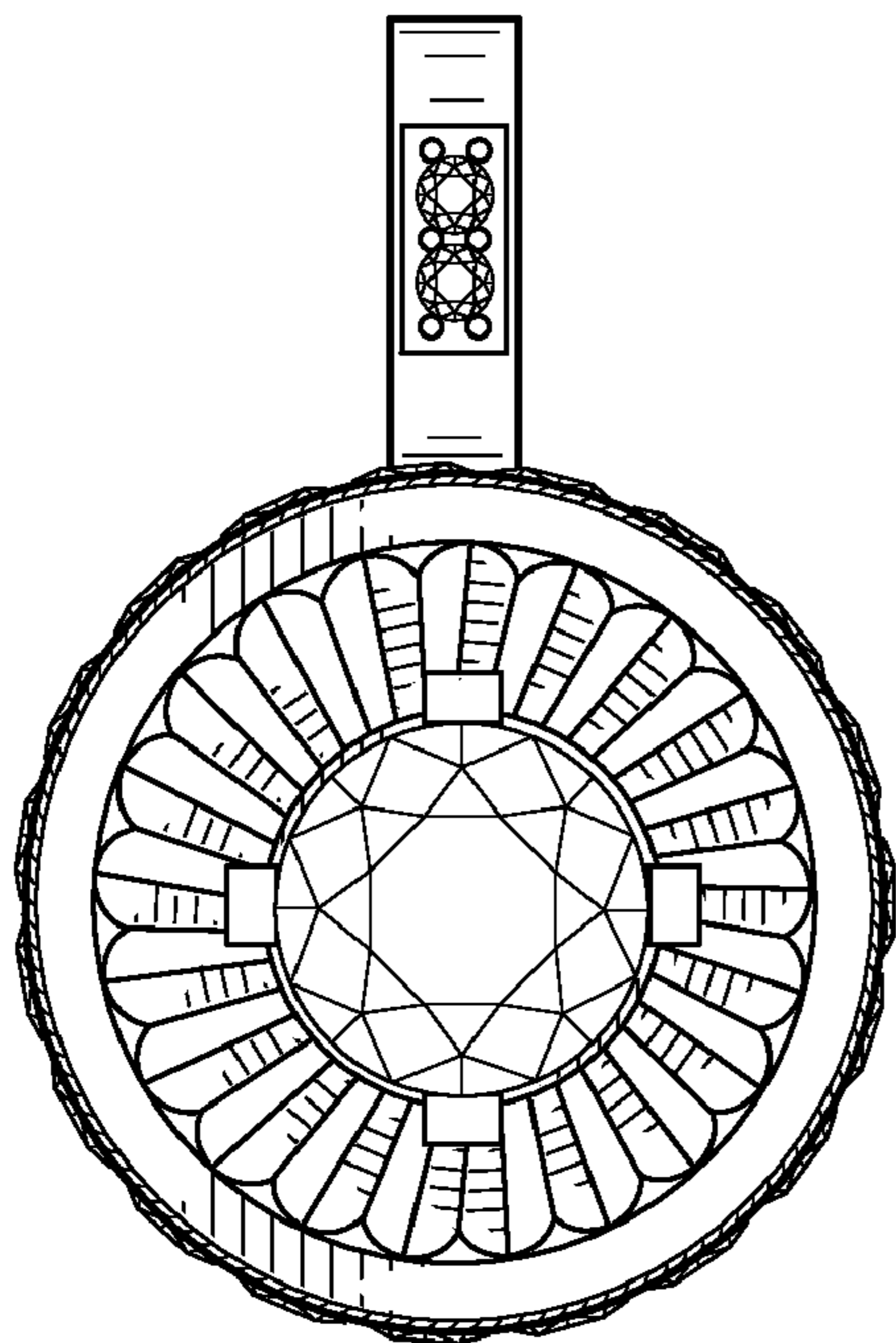


FIG. 1

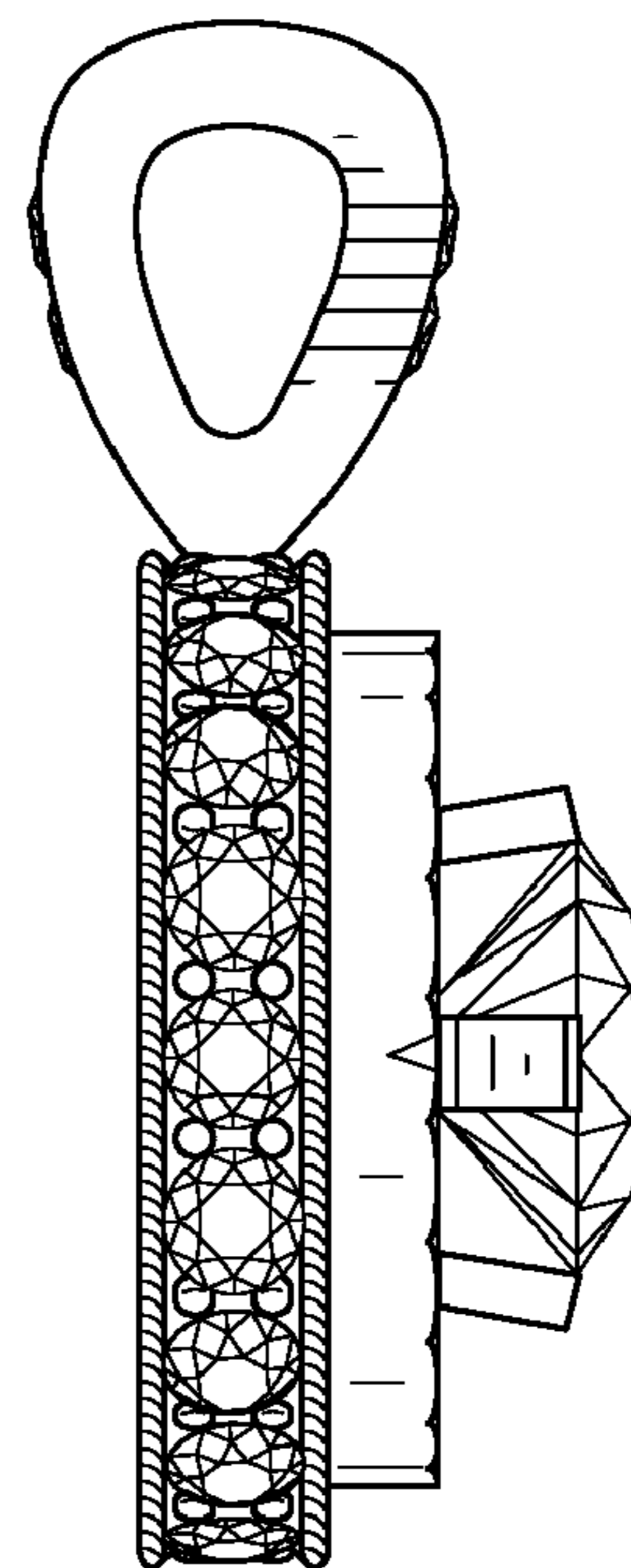


FIG. 2




FIG. 3

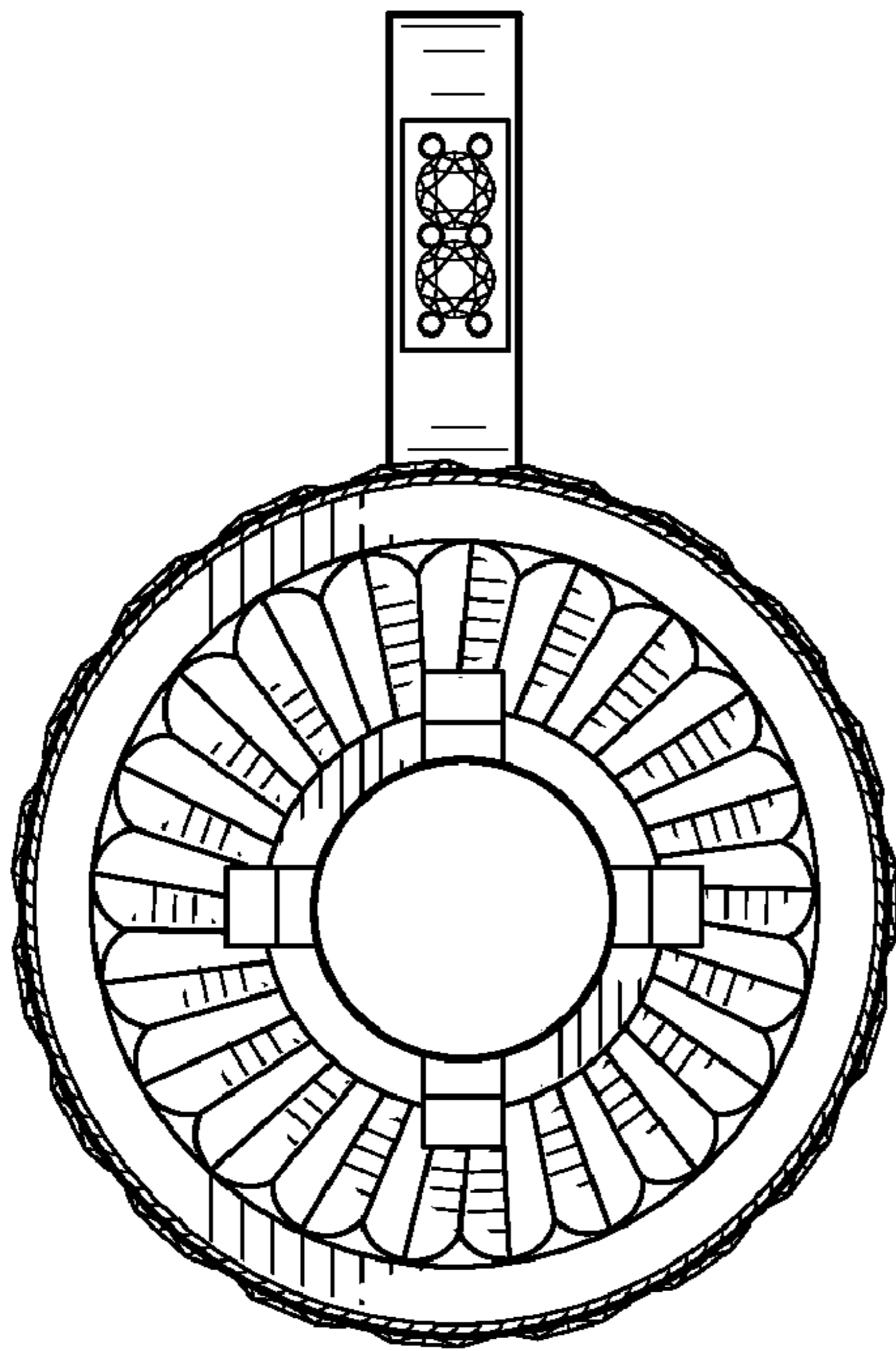


FIG. 4

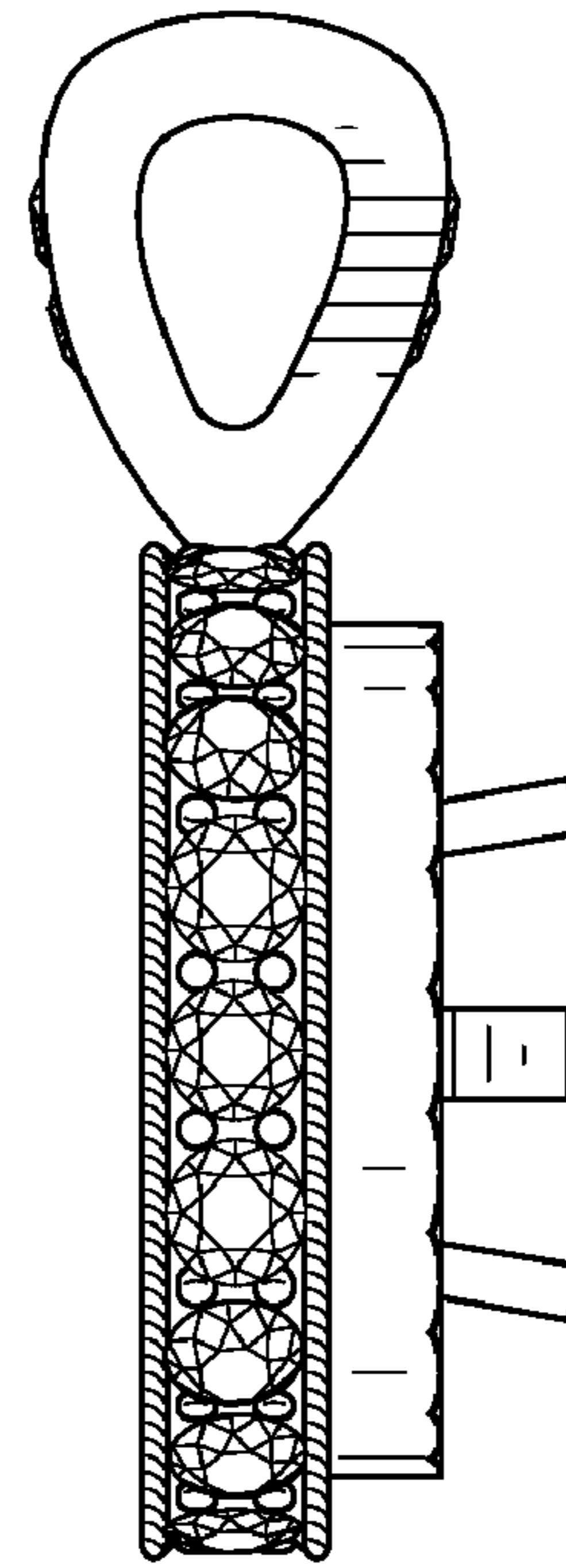


FIG. 5




FIG. 6