



US00D644139S

(12) **United States Design Patent**
Kalbach

(10) **Patent No.:** **US D644,139 S**

(45) **Date of Patent:** **** Aug. 30, 2011**

(54) **LANYARD CONNECTOR**

(75) **Inventor:** **Edward Van Lee Kalbach**, Nibley, UT (US)

(73) **Assignee:** **EK Ekcessories, Inc.**, Nibley, UT (US)

(**) **Term:** **14 Years**

(21) **Appl. No.:** **29/359,845**

(22) **Filed:** **Apr. 15, 2010**

(51) **LOC (9) Cl.** **11-01**

(52) **U.S. Cl.** **D11/3; D11/95**

(58) **Field of Classification Search** D11/1-2,
D11/200-201, 203-206, 210, 212, 222, 224,
D11/226, 208, 211, 213; D3/214, 215, 221,
D3/222, 262; 224/150, 913, 149, 357, 258
See application file for complete search history.

(56) **References Cited**

U.S. PATENT DOCUMENTS

1,270,207	A	*	6/1918	Preston	224/220
D222,150	S		10/1971	McCarty		
D237,845	S		12/1975	Saji		
D265,638	S	*	8/1982	Barr	D11/10
D382,503	S	*	8/1997	Kalbach	D11/7
D462,513	S	*	9/2002	Holzhaus et al.	D3/221
D462,523	S	*	9/2002	Kalbach	D3/327
D532,201	S	*	11/2006	Esch	D3/327
D539,697	S		4/2007	Mackay		
D541,190	S		4/2007	Plzak		

D541,523	S	*	5/2007	Zoullas et al.	D3/215
D544,400	S		6/2007	Yoshiguchi		
D619,495	S		7/2010	Herman		
D621,606	S	*	8/2010	Marquardt	D3/215
D629,331	S	*	12/2010	Kalbach	D11/215
D634,232	S	*	3/2011	Kelly et al.	D11/3

* cited by examiner

Primary Examiner — Cathron C Brooks

Assistant Examiner — Melanie Levy

(74) *Attorney, Agent, or Firm* — TraskBritt

(57) **CLAIM**

The ornamental design for a lanyard connector, as shown and described.

DESCRIPTION

FIG. 1 is a perspective view of a lanyard connector showing my new design;

FIG. 2 is a front elevational view of the lanyard connector shown in FIG. 1;

FIG. 3 is a rear elevational view of the lanyard connector shown in FIG. 1;

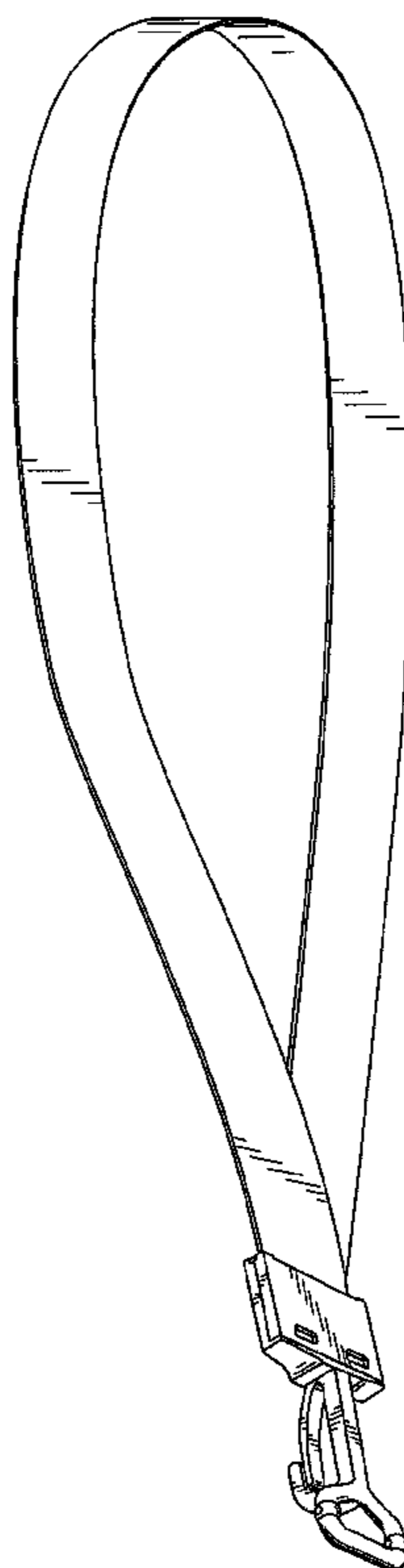
FIG. 4 is a first side view of the lanyard connector shown in FIG. 1;

FIG. 5 is a second side view of the lanyard connector shown in FIG. 1;

FIG. 6 is a top view of the lanyard connector shown in FIG. 1; and,

FIG. 7 is a bottom view of the lanyard connector shown in FIG. 1.

1 Claim, 3 Drawing Sheets



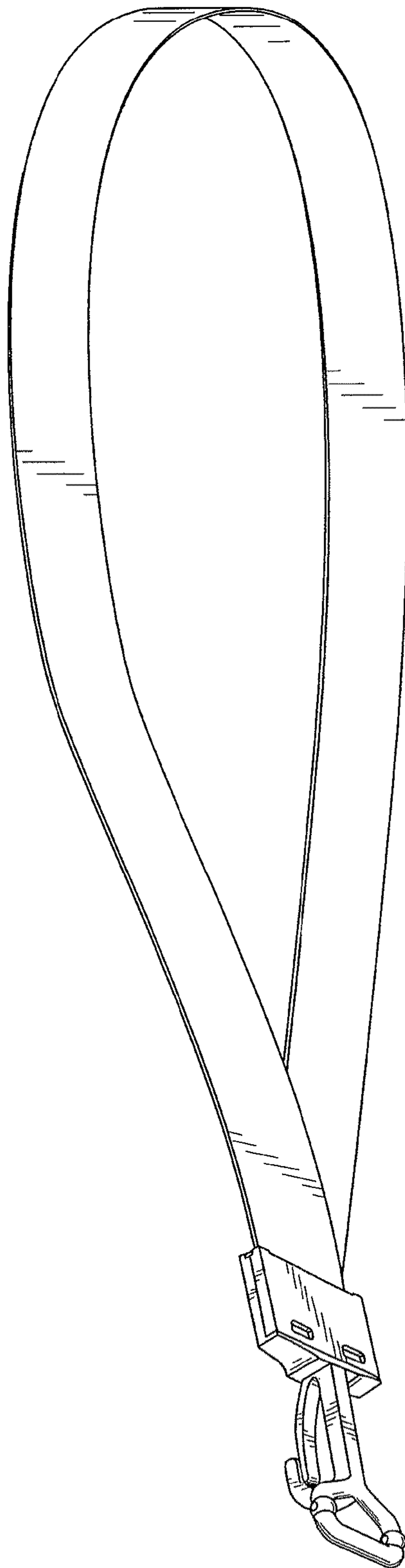


FIG. 1

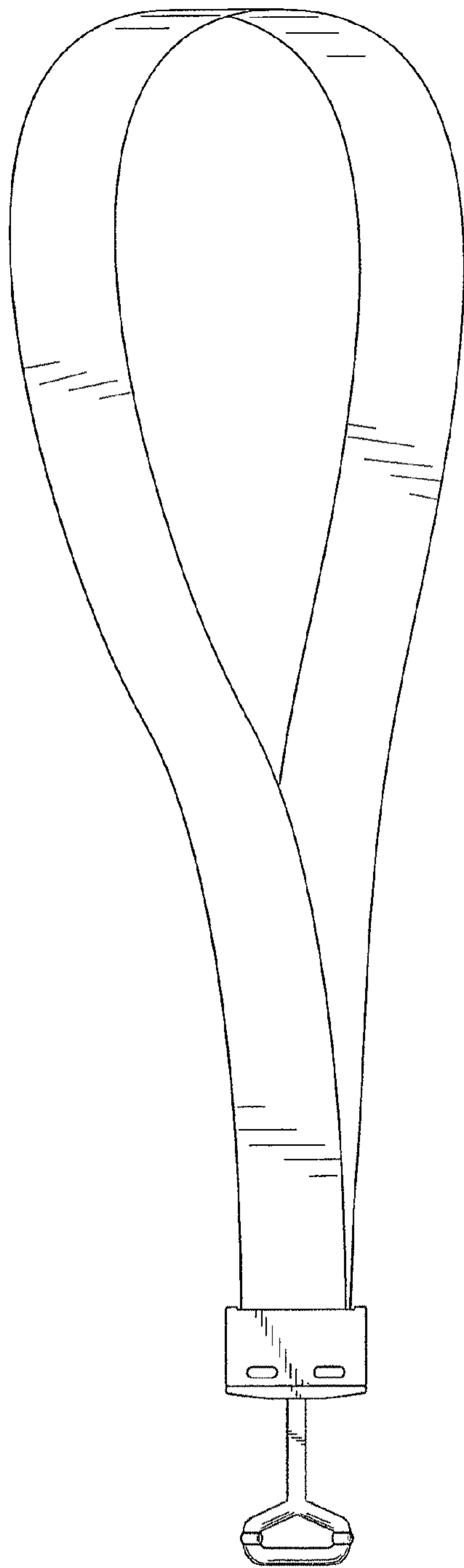


FIG. 2

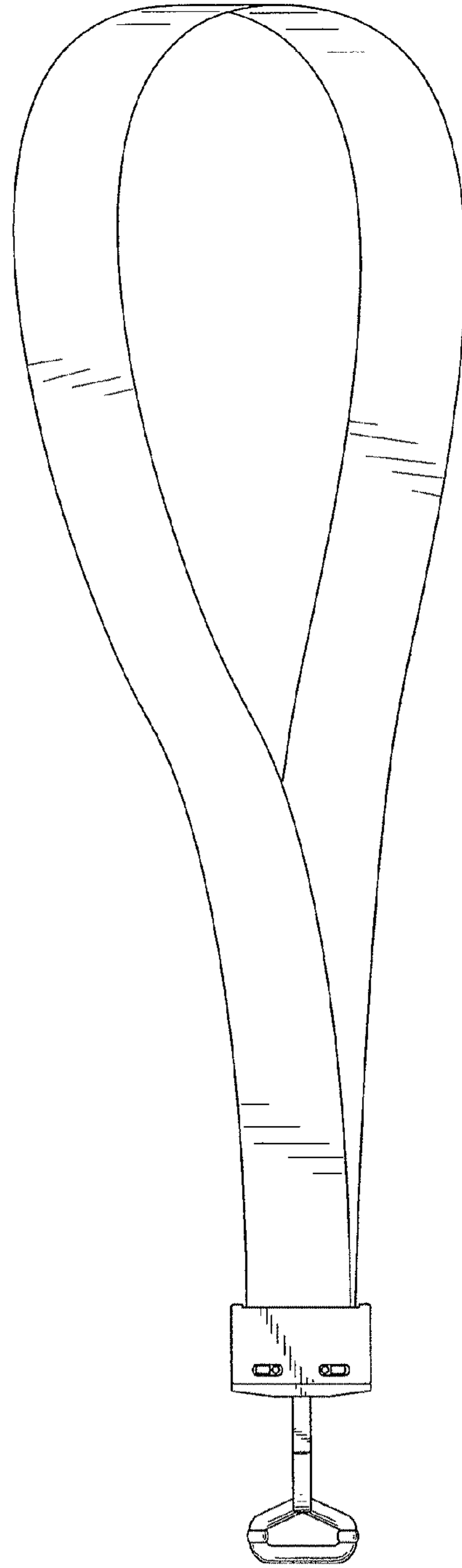


FIG. 3

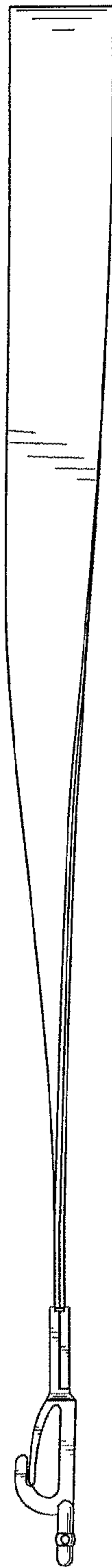


FIG. 4

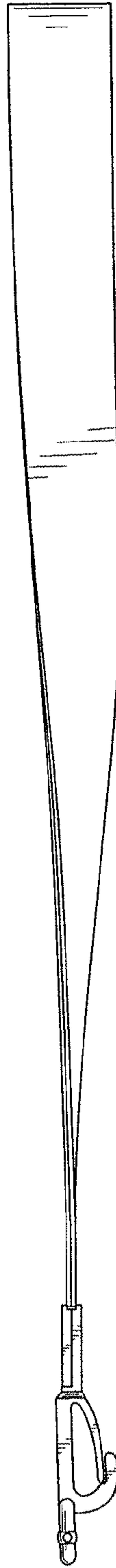


FIG. 5



FIG. 6

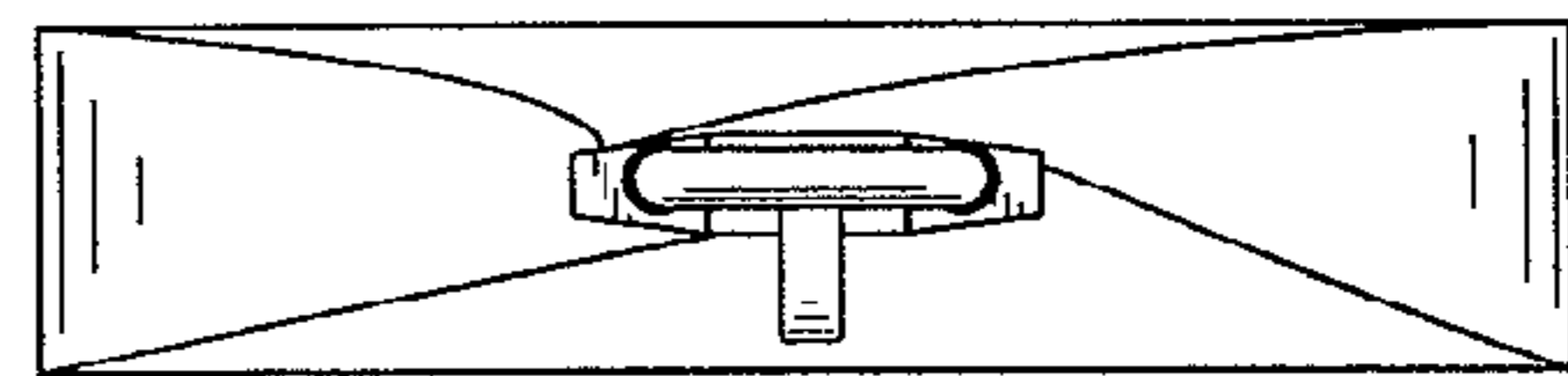


FIG. 7