



US00D644087S

(12) **United States Design Patent**  
**Gallaty**

(10) **Patent No.:** **US D644,087 S**

(45) **Date of Patent:** **\*\* Aug. 30, 2011**

(54) **GUTTER CLIP SPACER ELEMENT**

(75) Inventor: **Rodney John Gallaty**, Melbourne (AU)

(73) Assignee: **Bluescope Steel Limited**, Melbourne, Victoria (AU)

(\*\*) Term: **14 Years**

(21) Appl. No.: **29/367,287**

(22) Filed: **Aug. 5, 2010**

(30) **Foreign Application Priority Data**

Feb. 2, 2010 (AU) ..... 329807

(51) **LOC (9) Cl.** ..... **08-05**

(52) **U.S. Cl.** ..... **D8/354**

(58) **Field of Classification Search** ..... D8/354,  
D8/371, 367, 380, 381, 363; 52/11-16; 248/48.1,  
248/48.2, 65, 73, 247

See application file for complete search history.

(56) **References Cited**

**U.S. PATENT DOCUMENTS**

3,150,851	A *	9/1964	Ritchie et al.	248/48.2
3,333,803	A *	8/1967	Landis	248/48.2
3,809,347	A *	5/1974	Pekarek	248/48.1
4,294,422	A *	10/1981	Odekirk	248/48.2
4,467,570	A *	8/1984	Kriegel	52/12
4,622,785	A *	11/1986	Miller	52/11
D310,018	S *	8/1990	Landrum	D8/373
D324,990	S *	3/1992	Gary	D8/354
D346,735	S *	5/1994	Glisch et al.	D8/367
5,570,860	A *	11/1996	Schoenherr	248/48.2
D427,510	S *	7/2000	Gary et al.	D8/395
D432,905	S *	10/2000	Sutker et al.	D8/394
6,254,039	B1 *	7/2001	Zimmerman	248/48.2
D477,773	S *	7/2003	Gary et al.	D8/395
6,631,587	B2 *	10/2003	Lynch	52/11
6,658,796	B1 *	12/2003	Higgins	52/11
D487,868	S *	3/2004	Richard	D8/354

6,959,512	B2 *	11/2005	Cobb	52/12
D513,171	S *	12/2005	Richardson	D8/394
6,993,870	B2 *	2/2006	McDonald et al.	52/11
7,082,723	B2 *	8/2006	Gramling	52/11
D548,052	S *	8/2007	Porter	D8/354
D552,463	S *	10/2007	French et al.	D8/395
7,494,095	B2 *	2/2009	Walker et al.	248/48.2
7,530,200	B2 *	5/2009	Gramling	52/11
7,581,355	B2 *	9/2009	Smith	52/11
D609,554	S *	2/2010	Koizumi	D8/354
7,658,036	B2 *	2/2010	Banks et al.	52/12
D611,887	S *	3/2010	Peschmann	D12/223
7,677,504	B2 *	3/2010	Hutchinson et al.	248/48.2
7,726,076	B2 *	6/2010	Staub	52/11
7,765,742	B2 *	8/2010	Ealer, Sr.	52/12
D632,160	S *	2/2011	Ketchersid	D8/354
7,891,142	B1 *	2/2011	Ealer, Sr.	52/12

(Continued)

**FOREIGN PATENT DOCUMENTS**

AU 199865951 A1 11/1998

(Continued)

*Primary Examiner* — Mark Goodwin

(74) *Attorney, Agent, or Firm* — Hahn, Loeser & Parks LLP;  
Arland T. Stein

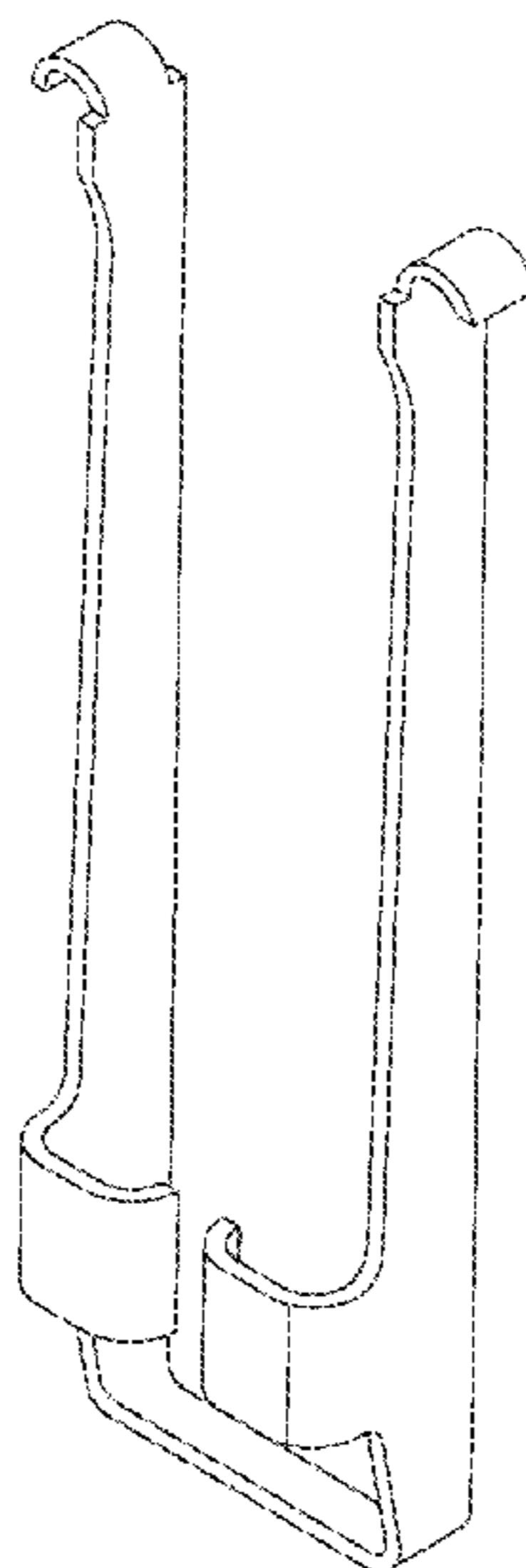
(57) **CLAIM**

The ornamental design for a gutter clip spacer element, as shown and described.

**DESCRIPTION**

FIG. 1 is a front elevational view of a gutter clip spacer element showing my new design;  
FIG. 2 is a front elevational view thereof;  
FIG. 3 is a left side view thereof;  
FIG. 4 is a right side view thereof;  
FIG. 5 is a rear elevational view thereof;  
FIG. 6 is a top view thereof; and,  
FIG. 7 is a bottom view thereof.

**1 Claim, 7 Drawing Sheets**



# US D644,087 S

Page 2

---

## U.S. PATENT DOCUMENTS

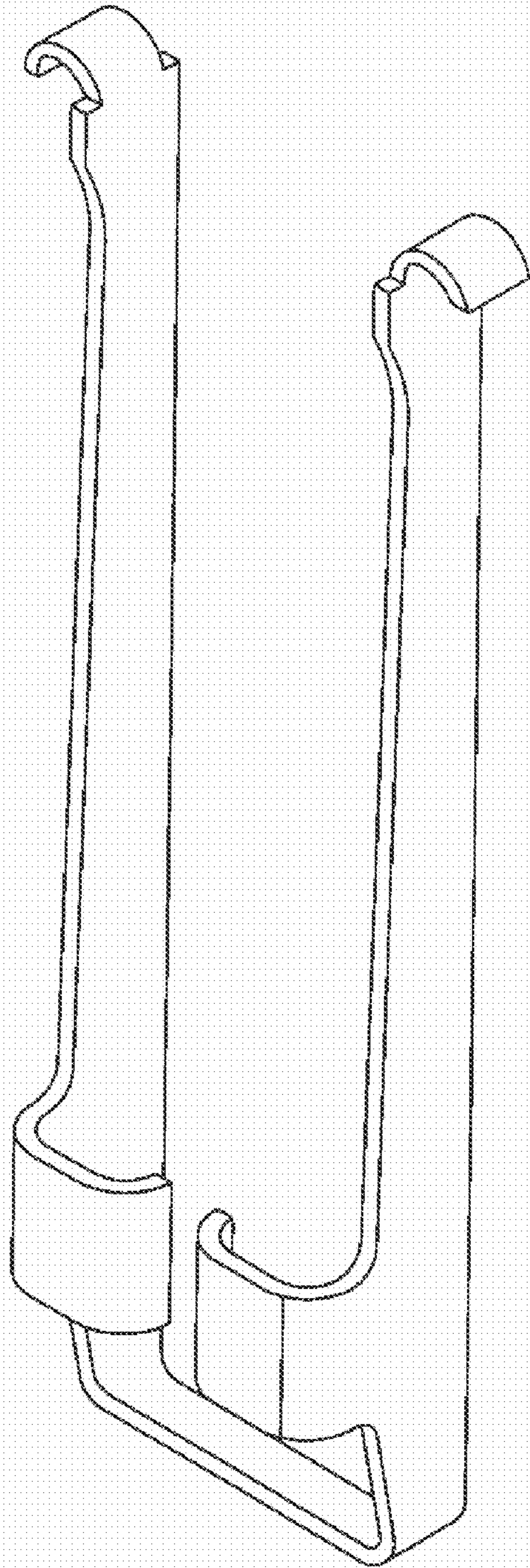
7,891,143 B2 \* 2/2011 Gramling ..... 52/12  
2004/0040220 A1 \* 3/2004 Baker ..... 52/12  
2005/0172565 A1 \* 8/2005 Riley et al. .... 52/12

## FOREIGN PATENT DOCUMENTS

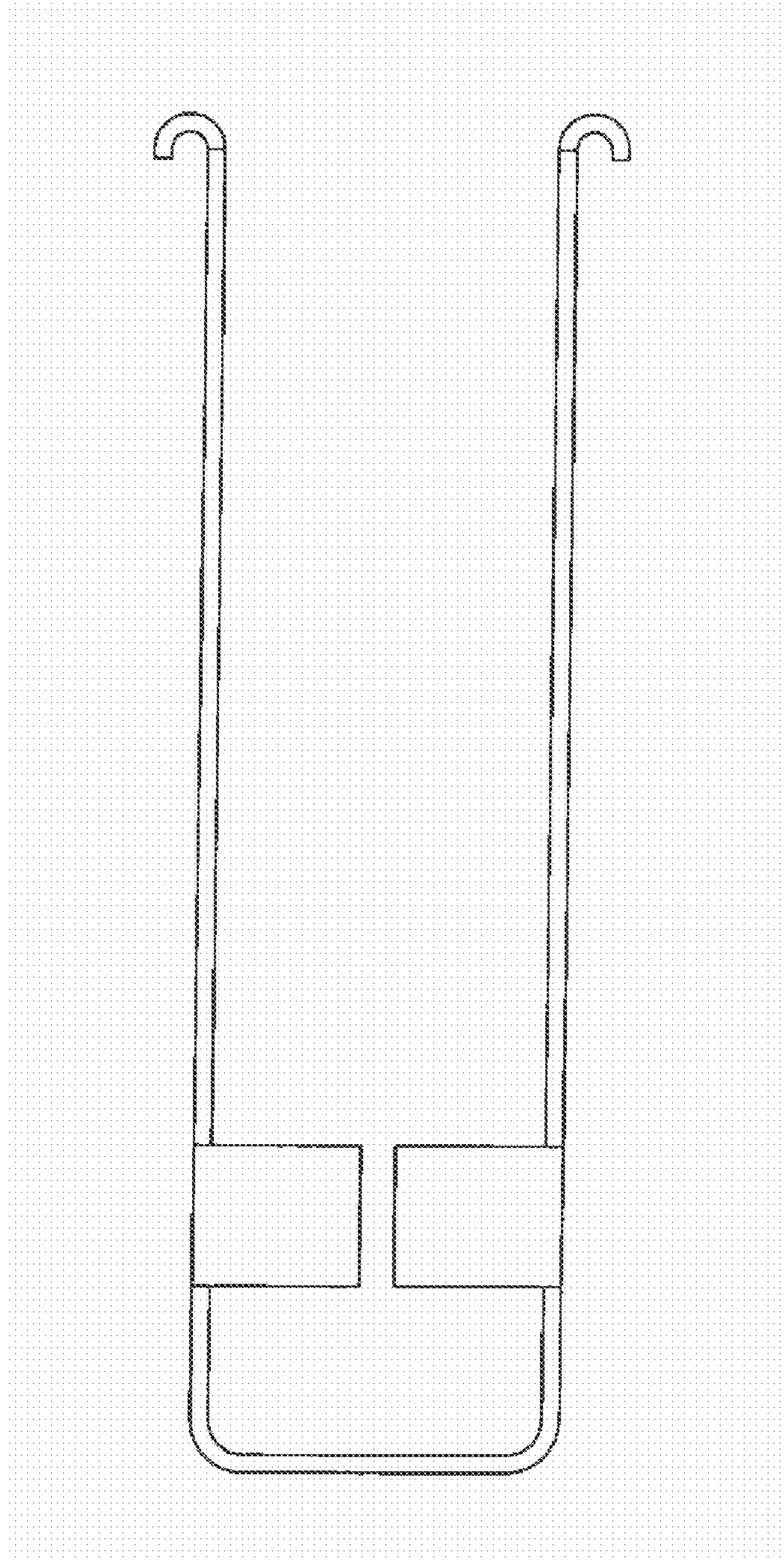
AU 325864 S 4/2009  
AU 325903 S 5/2009

AU 327593 S 9/2009  
AU 327929 S 10/2009  
AU 327945 S 10/2009  
AU 2009202147 A1 12/2009  
AU 2009210384 A1 12/2009  
WO 2008083444 A1 7/2008

\* cited by examiner




**FIG. 1**




**FIG. 2**

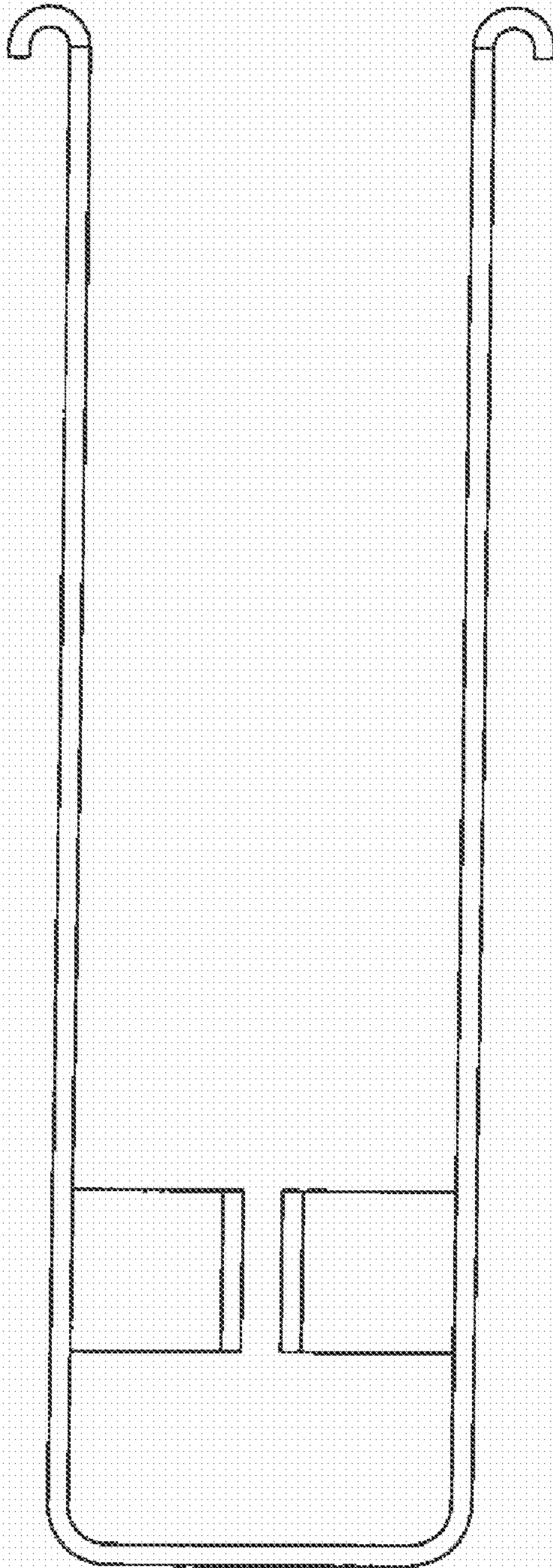




**FIG. 3**

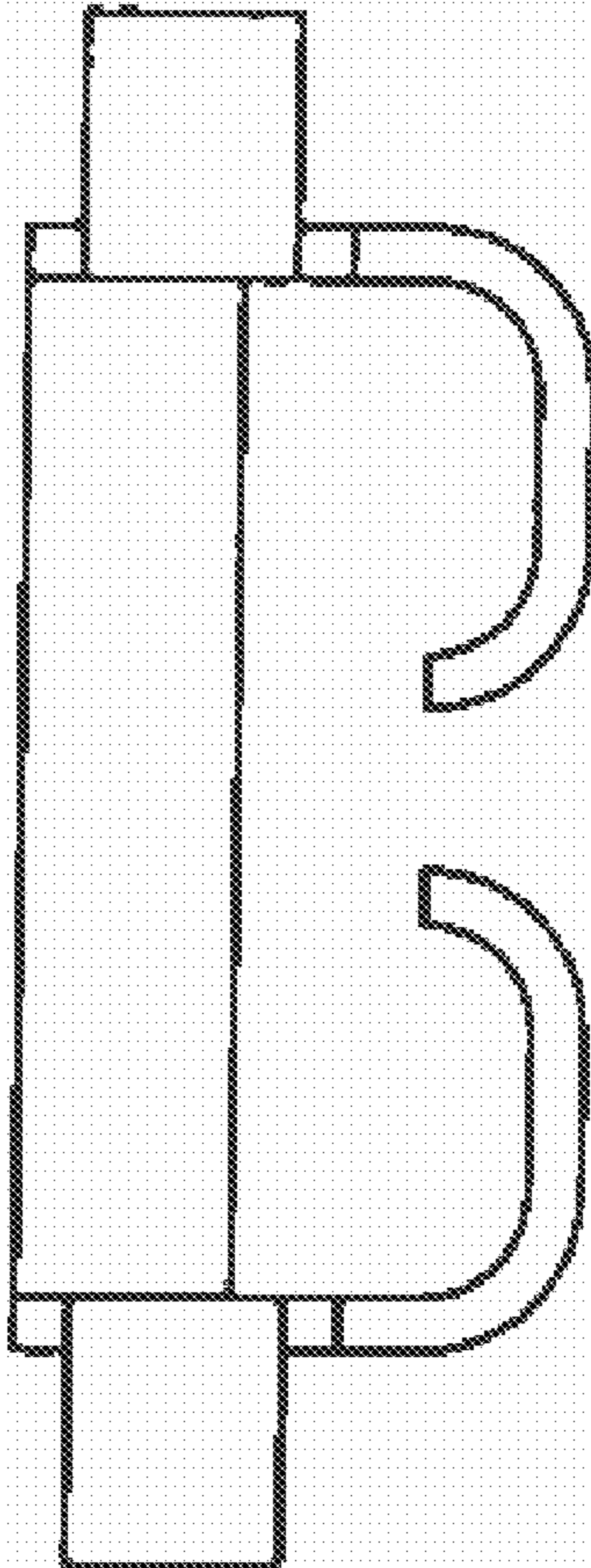


**FIG. 4**



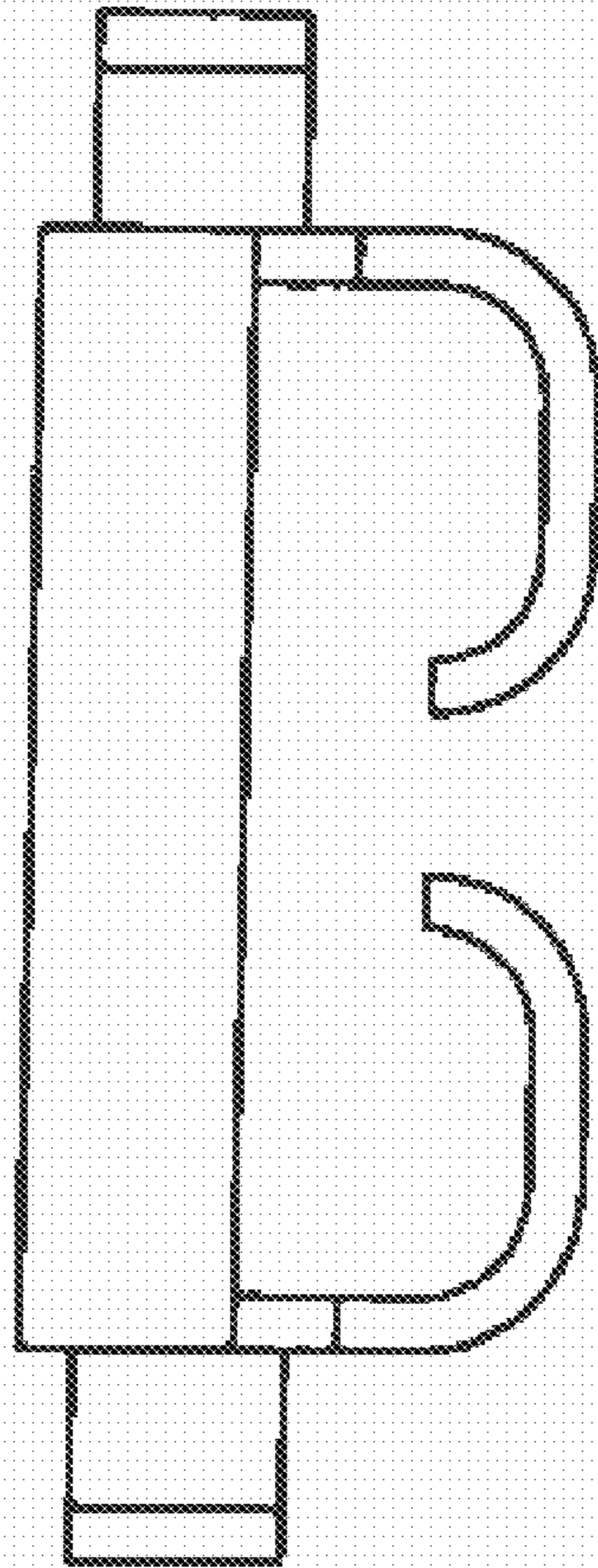
**FIG. 5**





**FIG. 6**





**FIG. 7**