



US00D644079S

(12) **United States Design Patent**
Vicari et al.

(10) **Patent No.:** **US D644,079 S**

(45) **Date of Patent:** **** Aug. 30, 2011**

(54) **CUTICLE SCISSORS**

(75) Inventors: **Joern Vicari**, Brooklyn, NY (US); **Tara Marchionna**, New York, NY (US); **Anton Ljunggren**, New York, NY (US); **Anthony DiBitonto**, Brooklyn, NY (US); **Alistair Bramley**, Brooklyn, NY (US)

(73) Assignee: **Coty S.A.S.**, Paris (FR)

(**) Term: **14 Years**

(21) Appl. No.: **29/365,597**

(22) Filed: **Jul. 12, 2010**

(51) **LOC (9) Cl.** **08-03**

(52) **U.S. Cl.** **D8/57**

(58) **Field of Classification Search** D8/4, 5,
D8/51-58, 105-107; 7/135, 136; 30/131,
30/194, 195, 229-235, 254-258, 268, 350
See application file for complete search history.

(56) **References Cited**

U.S. PATENT DOCUMENTS

D28,974 S *	7/1898	Girtanner	D8/57
D53,606 S *	7/1919	Rauh	D8/57
1,383,556 A *	7/1921	Mothe	132/75.5
2,136,414 A *	11/1938	Clements	606/174
D137,343 S *	2/1944	Schlesinger	D8/57
D137,344 S *	2/1944	Schlesinger	D8/57
D137,345 S *	2/1944	Schlesinger	D8/57
D137,412 S *	3/1944	Storz	D8/57

D204,853 S *	5/1966	Cummings	D8/57
3,374,694 A *	3/1968	Eizenberg	76/106.5
3,750,282 A *	8/1973	Eaton et al.	30/254
3,880,021 A *	4/1975	Hannes et al.	76/106.5
4,807,364 A *	2/1989	Porat et al.	30/268
D390,080 S *	2/1998	Baldesberger	D8/57
D417,376 S *	12/1999	Schmithorst	D8/57
D423,894 S *	5/2000	Schmithorst	D8/57
D427,037 S *	6/2000	Schmithorst	D8/57
D543,080 S *	5/2007	Haquin	D8/57
D554,458 S *	11/2007	Wittke-Kothe	D8/57
D554,961 S *	11/2007	Kurz	D8/57
D567,044 S *	4/2008	Opolka	D8/57
D593,825 S *	6/2009	Huie	D8/53
2003/0229371 A1 *	12/2003	Whitworth	606/174

* cited by examiner

Primary Examiner — Melanie H Tung

Assistant Examiner — Deanna Fluegeman

(74) *Attorney, Agent, or Firm* — Schwegman, Lundberg & Woessner, P.A.

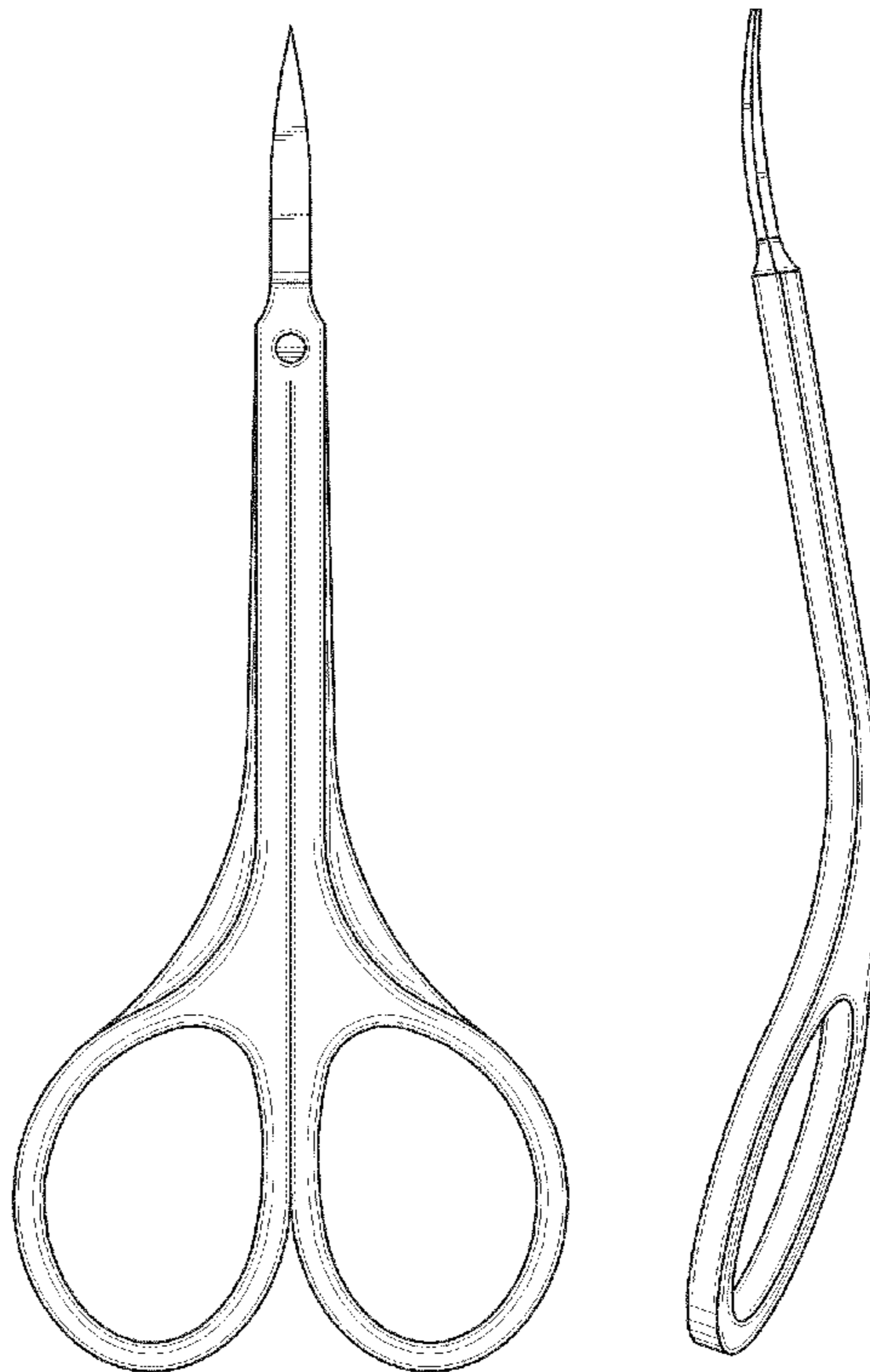
(57) **CLAIM**

We claim the ornamental design for the cuticle scissors, as shown and described.

DESCRIPTION

FIG. 1 is a perspective view of a cuticle scissors, incorporating our new design;
FIG. 2 is a top view of the cuticle scissors of FIG. 1;
FIG. 3 is a bottom view of the cuticle scissors of FIG. 1;
FIG. 4 is a left side view of the cuticle scissors of FIG. 1; and,
FIG. 5 is a right side view of the cuticle scissors of FIG. 1.

1 Claim, 5 Drawing Sheets



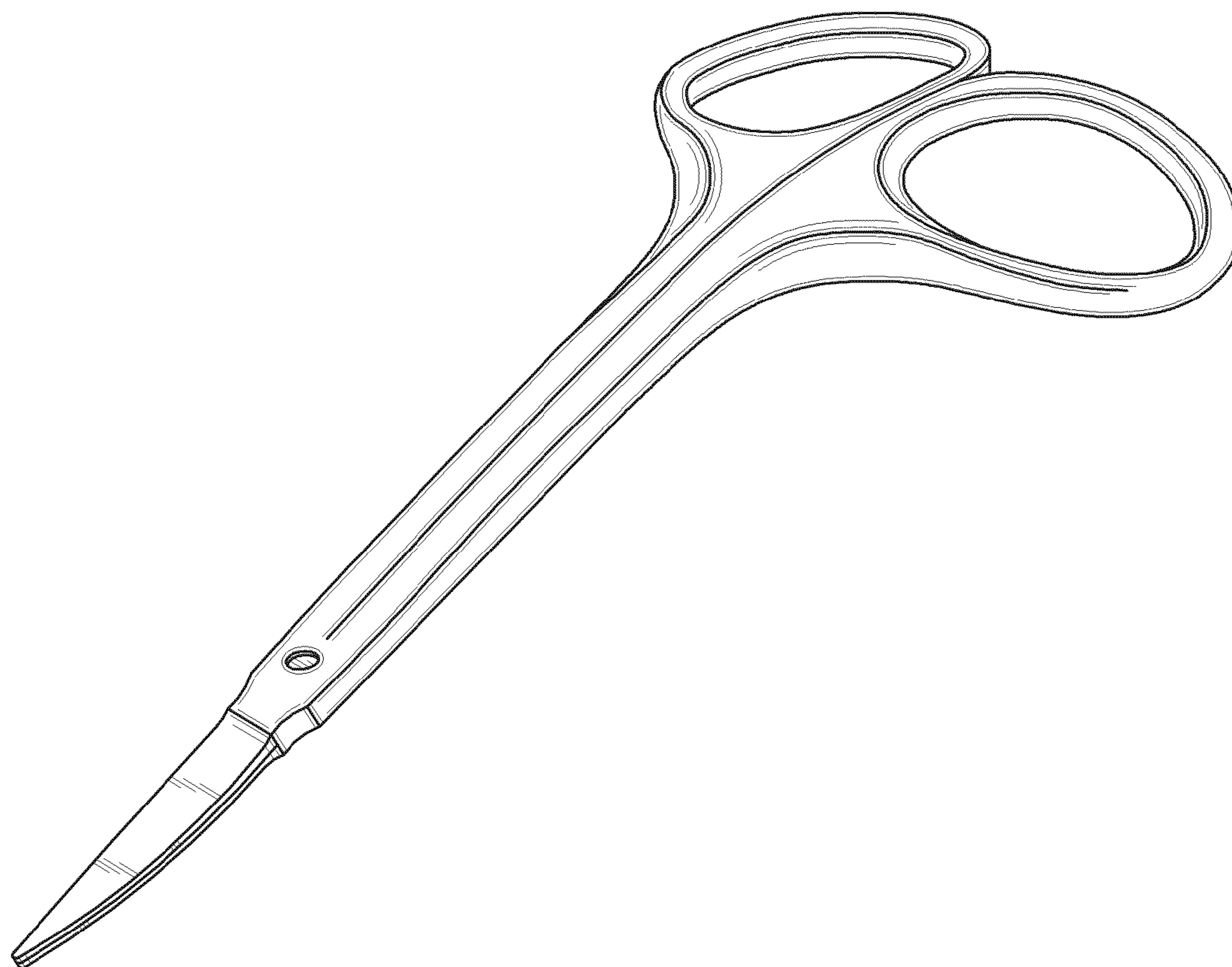


FIG. 1

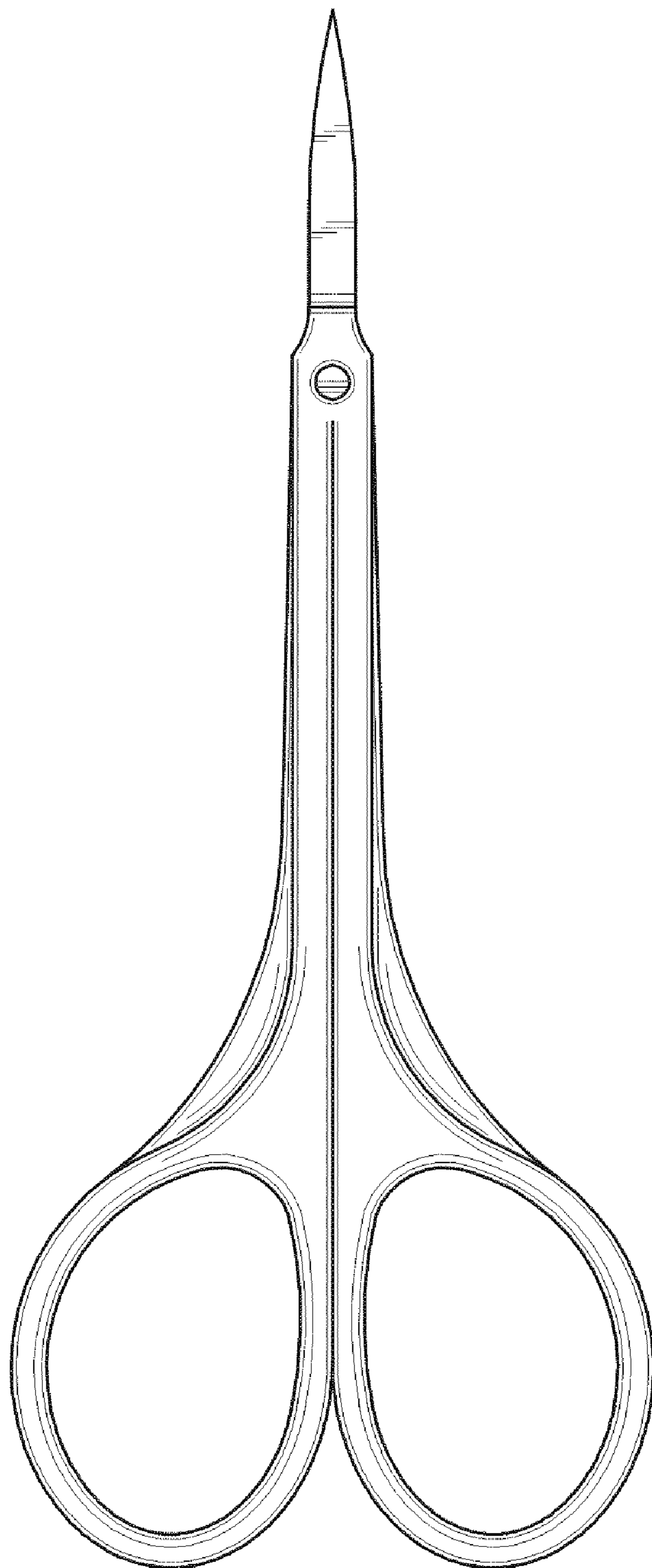


FIG. 2

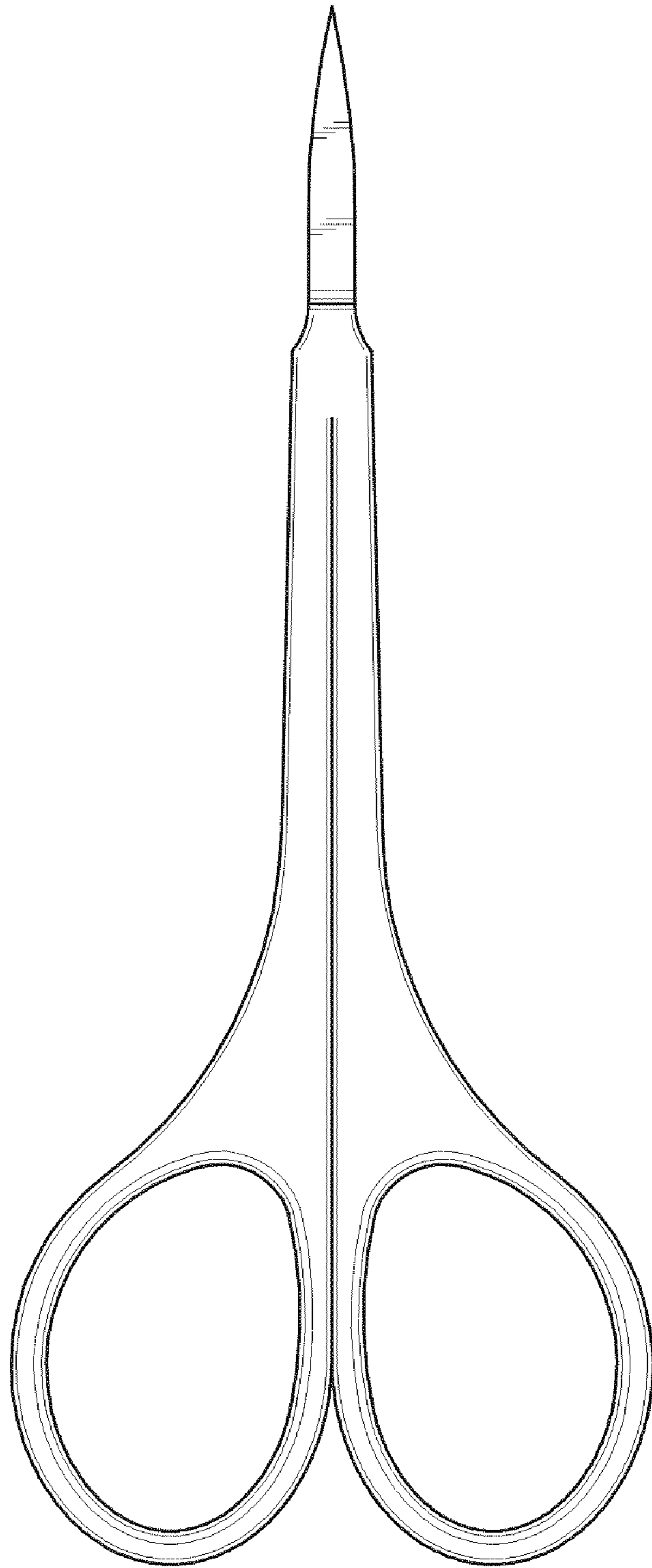


FIG. 3




FIG. 4

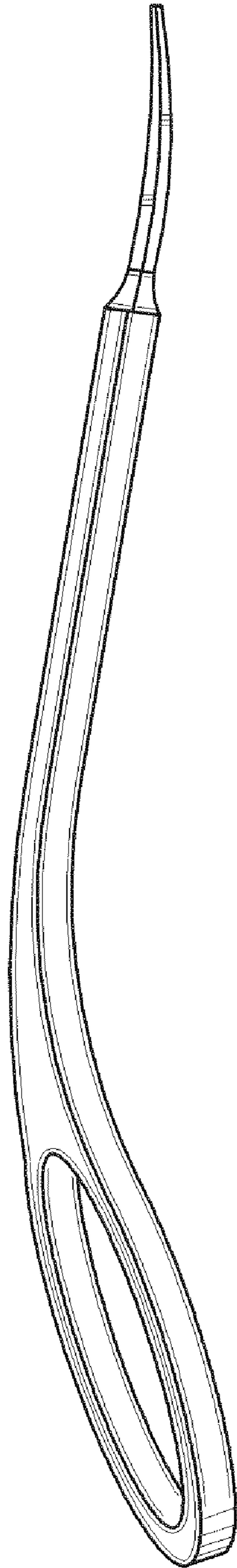


FIG. 5