



US00D644072S

(12) **United States Design Patent**
McDonald et al.

(10) **Patent No.:** **US D644,072 S**

(45) **Date of Patent:** **** Aug. 30, 2011**

(54) **STRAINER**

(75) Inventors: **Daniel W. McDonald**, Shoreview, MN (US); **Keith Nybakke**, Minneapolis, MN (US)

(73) Assignee: **Float Pro LLC**, Shoreview, MN (US)

(**) Term: **14 Years**

(21) Appl. No.: **29/363,003**

(22) Filed: **Jun. 3, 2010**

(51) **LOC (9) Cl.** **07-04**

(52) **U.S. Cl.** **D7/667**

(58) **Field of Classification Search** D7/509,
D7/523, 300, 300.1, 591, 596, 597, 601, 602,
D7/619.1, 630, 368, 667, 668; 99/495, 505-510;
100/104, 110, 113, 116, 127; 210/464, 470-478,
210/497.1, 498

See application file for complete search history.

(56) **References Cited**

U.S. PATENT DOCUMENTS

490,902 A	1/1893	Galbreath	
1,419,549 A	6/1922	Fearnow	
1,745,012 A	1/1930	Gilmore	
2,106,453 A	1/1938	Ekdahl	
2,330,012 A	9/1943	Schlumbohm	
2,490,379 A	12/1949	Schlumbohm	
2,716,871 A	9/1955	Brown	
D192,014 S *	1/1962	Winblad	D7/523
3,354,812 A	11/1967	Gorton, Jr.	
3,365,304 A	1/1968	Guterman	
5,085,330 A	2/1992	Paulin	
5,158,216 A	10/1992	Viani	
D337,691 S *	7/1993	Raunkjaer	D7/317
5,312,014 A	5/1994	Hamlin	
5,661,924 A	9/1997	Maxwell	
D396,809 S *	8/1998	Granai	D9/545
6,105,305 A	8/2000	Edens	

6,112,537 A	9/2000	Broadbent	
6,159,513 A	12/2000	Judlowe	
6,168,816 B1	1/2001	Hammond	
6,283,013 B1 *	9/2001	Romandy et al.	99/322
D461,290 S *	8/2002	Shilling et al.	D34/1
6,502,715 B2 *	1/2003	Miorelli	220/719
7,028,505 B2	4/2006	Cardinale	
7,077,054 B1	7/2006	Hurlock	
D535,152 S *	1/2007	Gluck	D7/523
D563,161 S *	3/2008	Bodum	D7/400
D565,350 S *	4/2008	Gauger	D7/400
D567,094 S *	4/2008	Bickert	D9/529
D575,105 S *	8/2008	Gauss	D7/399
7,685,936 B2	3/2010	McDonald	
D618,065 S *	6/2010	Joy et al.	D7/624.2
D621,259 S *	8/2010	Joy et al.	D9/444
D629,259 S *	12/2010	Joy et al.	D7/624.2
2007/0089614 A1	4/2007	Tremblay	
2008/0202150 A1	8/2008	Siordia	
2009/0057257 A1 *	3/2009	Marcus et al.	215/11.6

OTHER PUBLICATIONS

Hawthorn Strainer, May 12, 2004, 2 pages.

Stainless Steel Bar Strainer by Rosle, Aug. 12, 2004, 2 pages.

* cited by examiner

Primary Examiner — Elizabeth J Oswecki

(74) *Attorney, Agent, or Firm* — Merchant & Gould P.C.

(57) **CLAIM**

The ornamental design for a strainer, as shown and described.

DESCRIPTION

FIG. 1 is a top perspective view of the strainer showing our new design.

FIG. 2 is a side view thereof; and,

FIG. 3 is a top view thereof.

The broken lines showing aspects of the strainer are for the purpose of illustrating environmental structure and form no part of the claimed design.

1 Claim, 3 Drawing Sheets

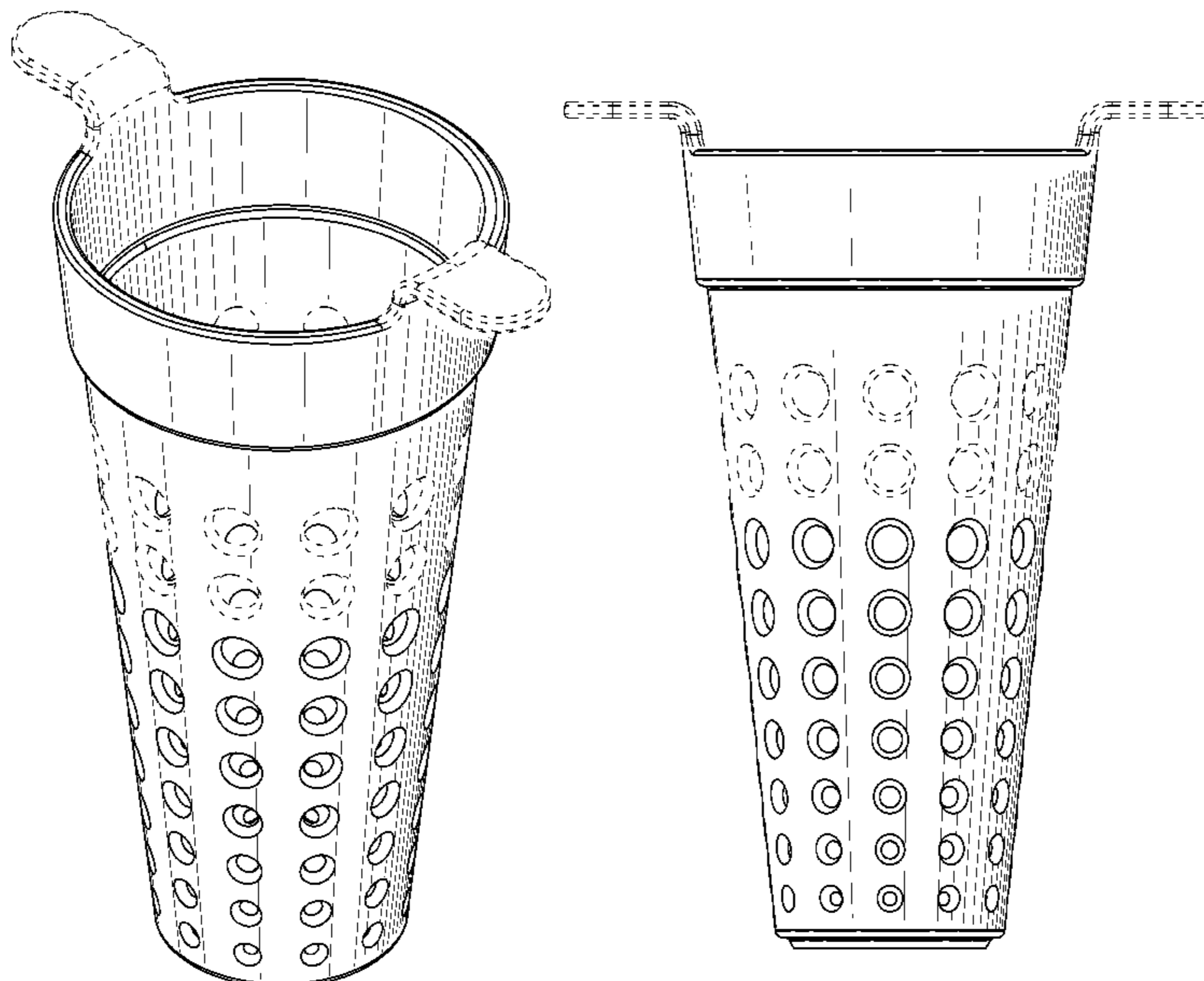


FIG. 1

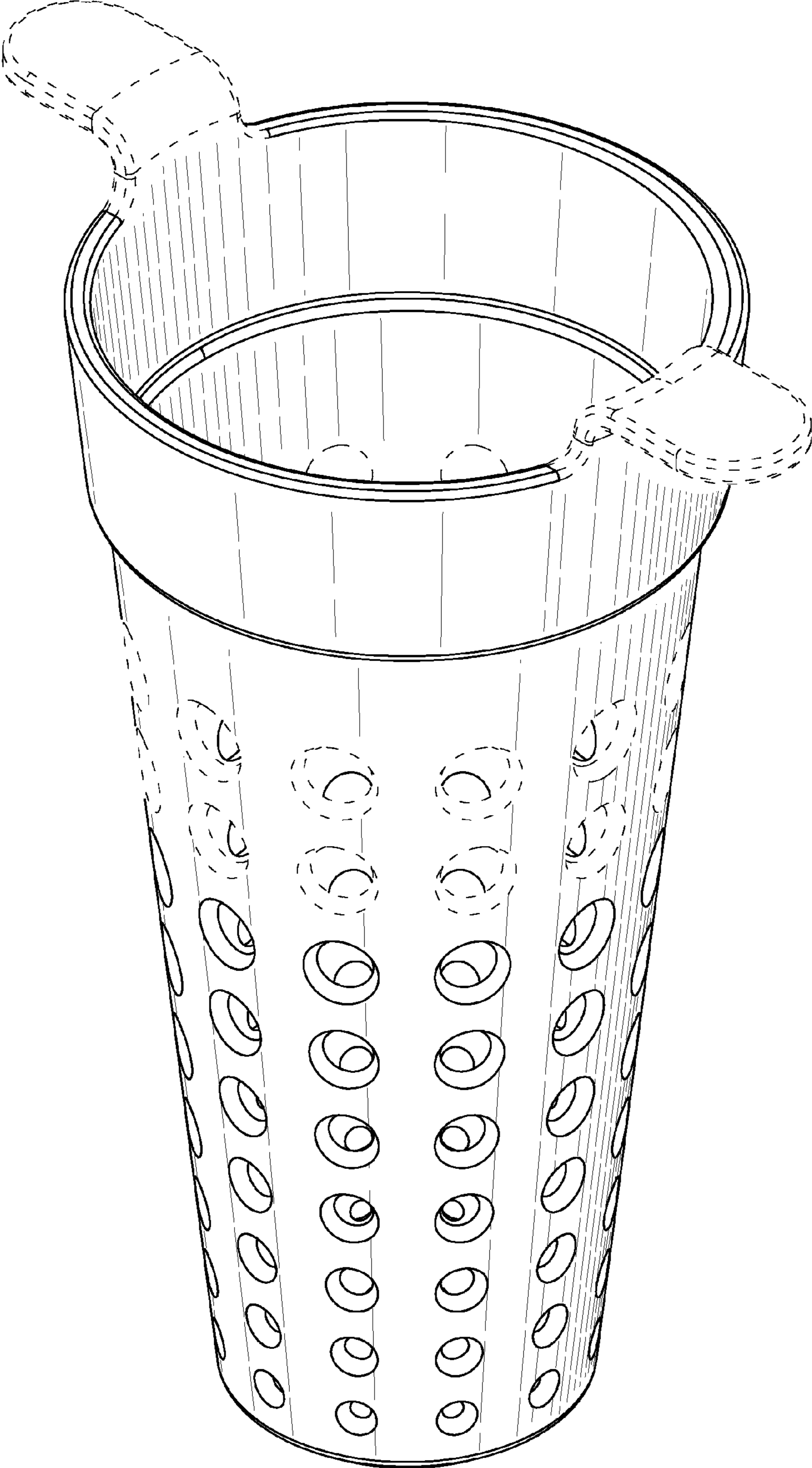


FIG. 2

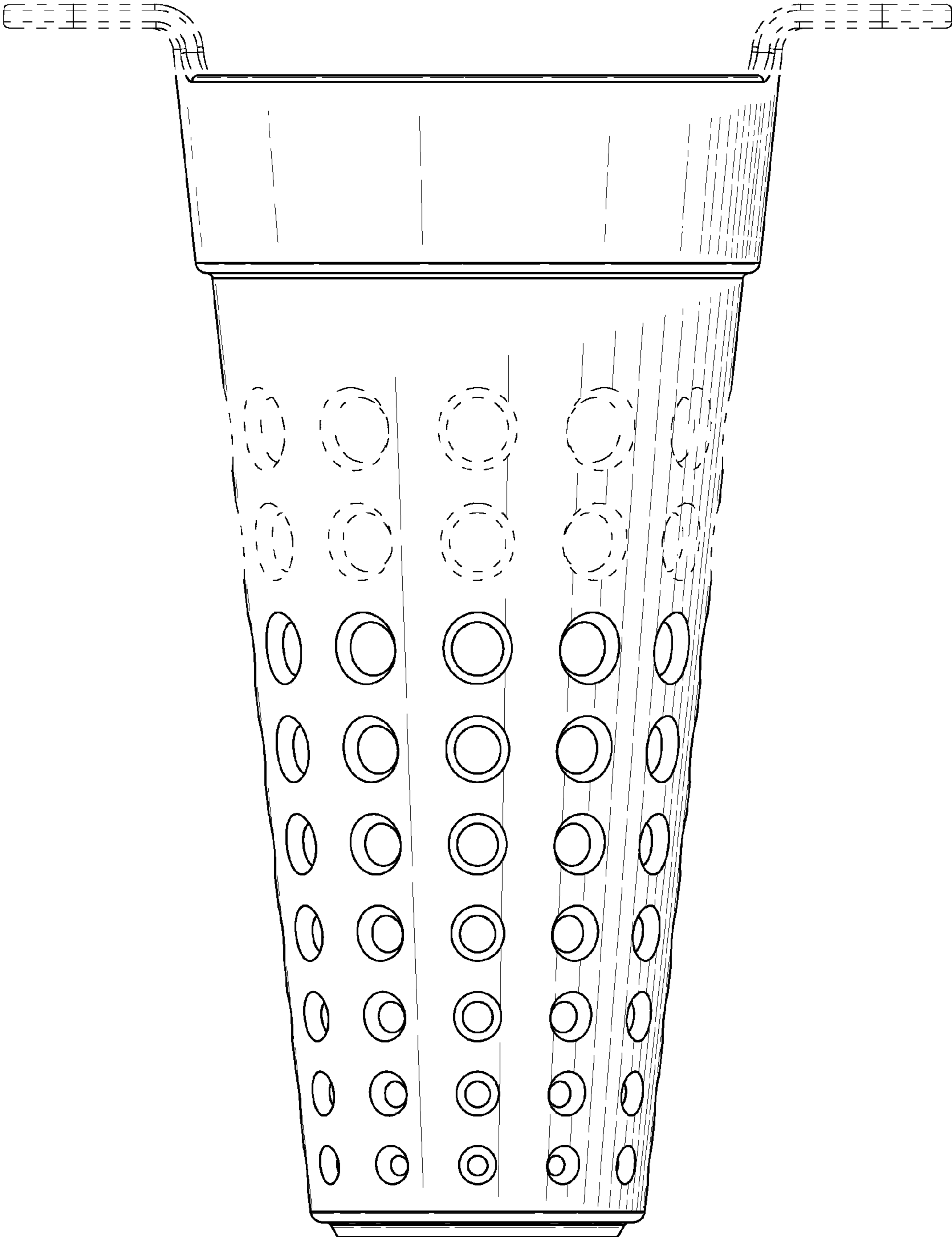


FIG. 3

