



US00D644069S

(12) **United States Design Patent**
Tiemann

(10) **Patent No.:** **US D644,069 S**

(45) **Date of Patent:** **** Aug. 30, 2011**

(54) **TRIPLE TIER DRAWER FOR HOLDING BEVERAGE CARTRIDGES**

(75) Inventor: **Frank R. Tiemann**, Madison Lake, MN (US)

(73) Assignee: **Nifty Home Products, Inc.**, Madison Lake, MN (US)

(**) Term: **14 Years**

(21) Appl. No.: **29/385,218**

(22) Filed: **Feb. 10, 2011**

(51) **LOC (9) Cl.** **07-06**

(52) **U.S. Cl.** **D7/600.4**

(58) **Field of Classification Search** D7/600.1-600.4, D7/701-708; 211/126.1, 74, 126.15, 11, 211/126.9, 181.1, 133.2; 206/511, 821; D6/449, D6/512, 559, 573, 574, 462, 510; D19/78
See application file for complete search history.

(56) **References Cited**

U.S. PATENT DOCUMENTS

| | | | | | | |
|-----------|---|---|---------|----------------|-------|------------|
| 921,694 | A | * | 5/1909 | Hail | | 211/126.11 |
| 5,996,812 | A | * | 12/1999 | Sokol, Jr. | | 211/11 |
| D433,711 | S | * | 11/2000 | Andujar | | D19/78 |
| D472,735 | S | * | 4/2003 | Haugen | | D6/462 |
| D493,308 | S | * | 7/2004 | Nilsson et al. | | D6/510 |

| | | | | | | |
|--------------|----|---|---------|--------------|-------|------------|
| 6,840,593 | B2 | * | 1/2005 | Remmers | | 211/126.15 |
| D525,488 | S | * | 7/2006 | McWhorter | | D7/590 |
| D547,094 | S | * | 7/2007 | Klein et al. | | D6/462 |
| D628,444 | S | | 12/2010 | Snider | | |
| D628,445 | S | | 12/2010 | Snider | | |
| 2005/0205578 | A1 | * | 9/2005 | Yeh | | 220/485 |

* cited by examiner

Primary Examiner — Terry Wallace

(74) *Attorney, Agent, or Firm* — Thomas J. Nikolai; Nikolai & Mersereau, P.A.

(57) **CLAIM**

The ornamental design for the “triple tier drawer for holding beverage cartridges,” as shown and described.

DESCRIPTION

FIG. 1 is a perspective view of the triple tier drawer for holding beverage cartridges;
FIG. 2 is a front view thereof;
FIG. 3 is a side view thereof;
FIG. 4 is a back view thereof;
FIG. 5 is a second side view thereof;
FIG. 6 is a top view thereof;
FIG. 7 is a bottom view thereof; and,
FIG. 8 is a perspective view showing the drawers extended outward in a tiered fashion.

1 Claim, 5 Drawing Sheets

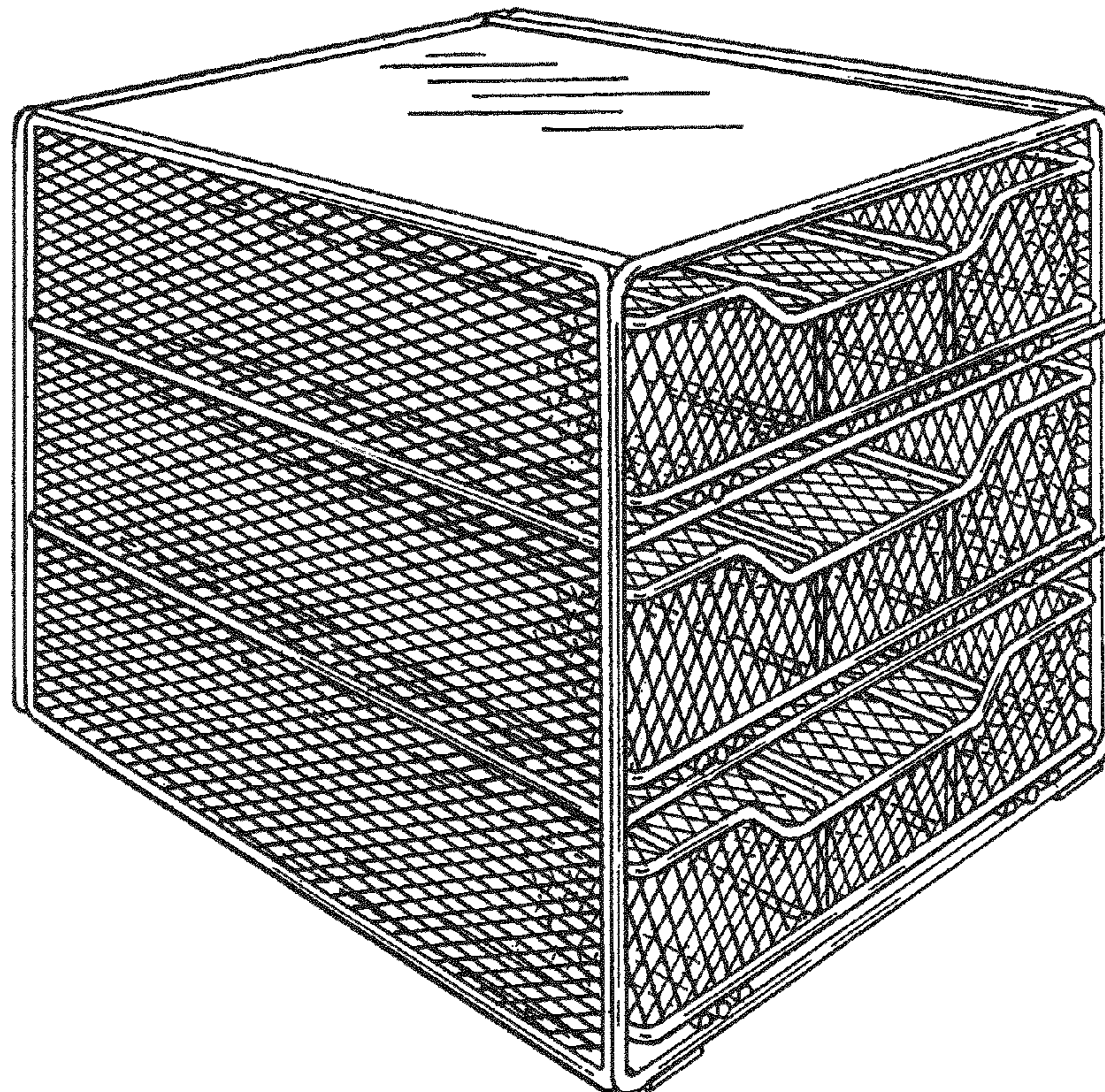


FIG. 1

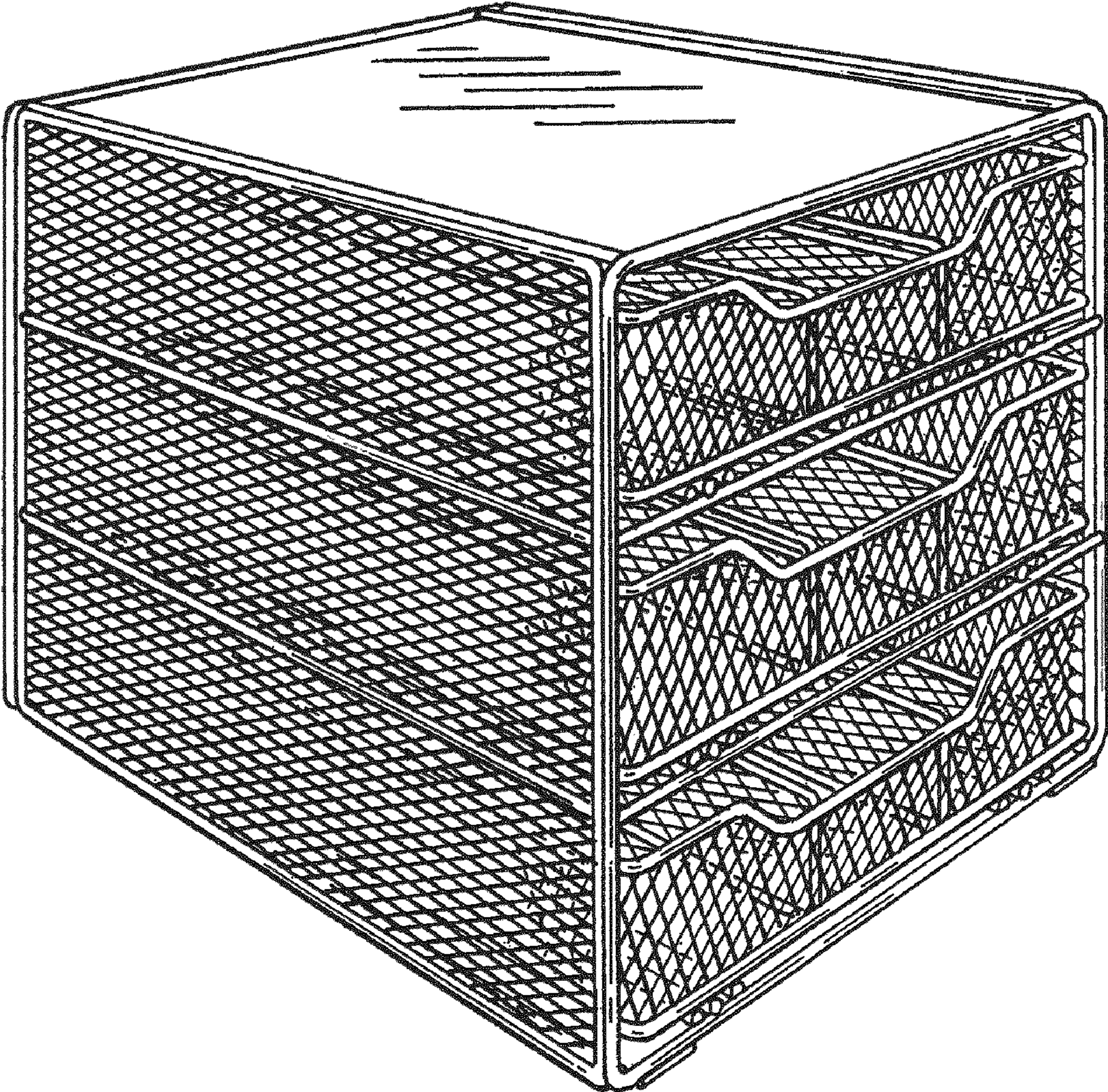


FIG. 2

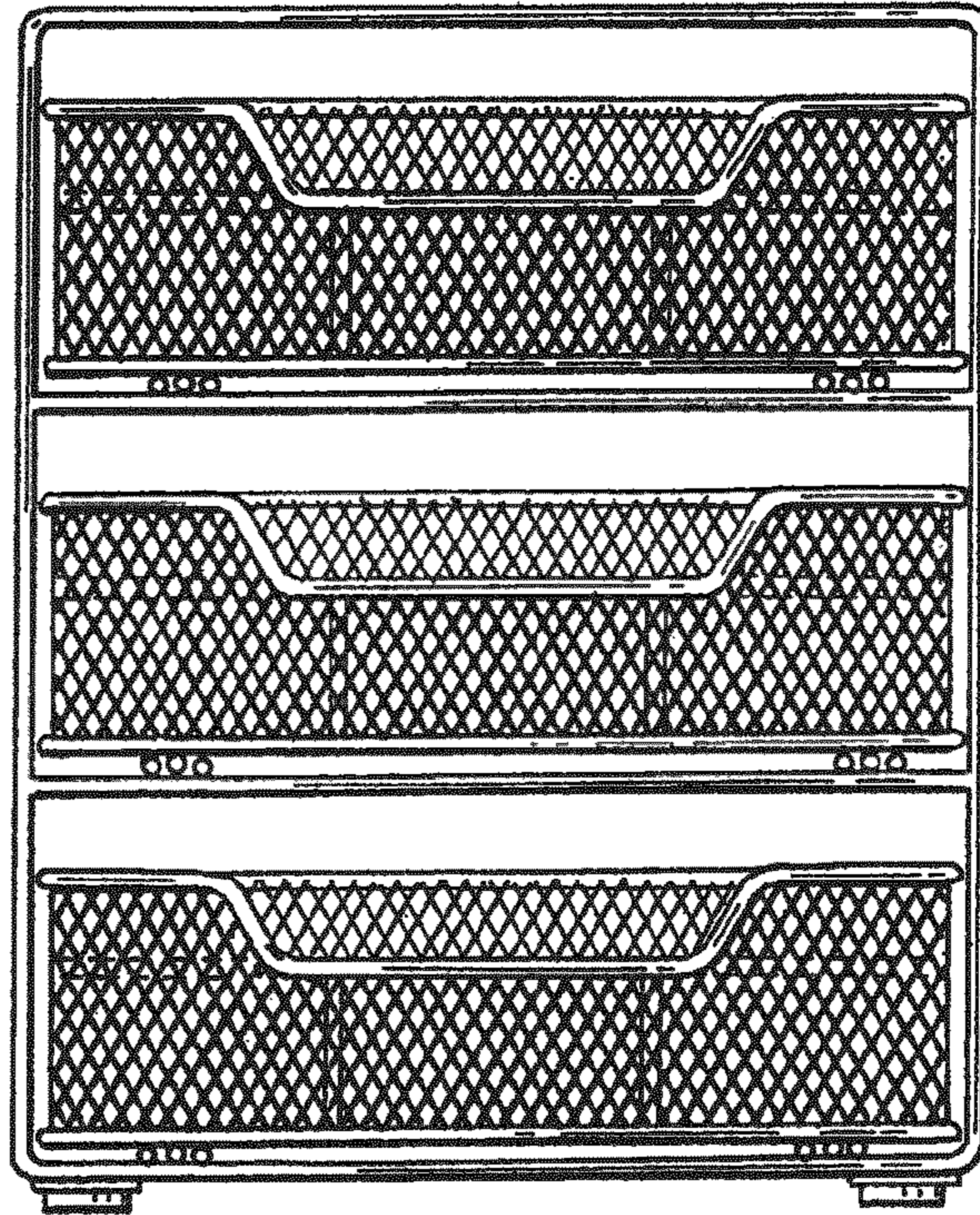


FIG. 3




FIG. 4




FIG. 5




FIG. 6

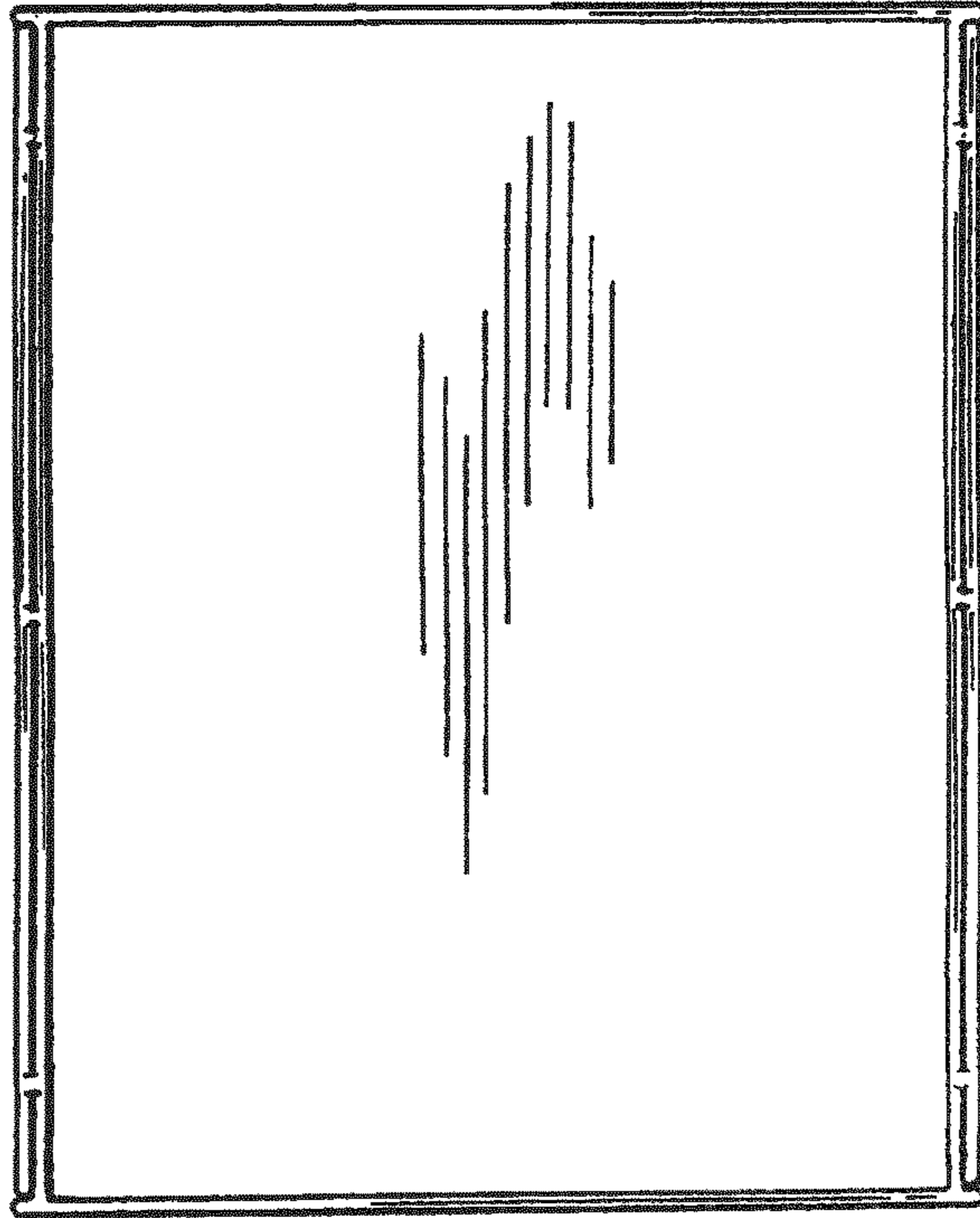


FIG. 7




FIG. 8

