



US00D644067S

(12) **United States Design Patent**
Valderrama et al.

(10) **Patent No.:** **US D644,067 S**

(45) **Date of Patent:** **** Aug. 30, 2011**

(54) **CUP ASSEMBLY**

(75) Inventors: **Vincent Valderrama**, Stamford, CT (US); **Stuart Naft**, Fairfield, CT (US)

(73) Assignee: **Playtex Products, LLC**, Shelton, CT (US)

(**) Term: **14 Years**

(21) Appl. No.: **29/362,346**

(22) Filed: **May 24, 2010**

(51) **LOC (9) Cl.** **07-01**

(52) **U.S. Cl.** **D7/534; D7/510; D7/511; D24/197**

(58) **Field of Classification Search** **D7/534, D7/510, 511, 533; D24/197; 215/11.1-11.6, 215/392; 220/714**

See application file for complete search history.

(56) **References Cited**

U.S. PATENT DOCUMENTS

D336,044 S	6/1993	Miller et al.	D9/447
D341,892 S *	11/1993	Yagi	D24/197
5,339,982 A	8/1994	Tardie	220/708
5,346,081 A	9/1994	Lin	215/229
5,361,934 A	11/1994	Spence, Jr.	220/707
D368,529 S *	4/1996	Allegre	D24/197
5,582,320 A	12/1996	Lin	220/708
5,897,013 A	4/1999	Manganiello	220/252
6,050,433 A	4/2000	Russell et al.	215/229
D442,435 S *	5/2001	Takagi	D7/510
D460,322 S *	7/2002	Orr et al.	D7/510
6,523,711 B1	2/2003	Hughes et al.	220/709
D476,849 S *	7/2003	Randolph	D7/510
D483,611 S *	12/2003	Diak Ghanem	D7/523
D496,208 S	9/2004	Killips	D7/300.2
D504,049 S *	4/2005	Morano et al.	D7/534

6,880,713 B2 *	4/2005	Holley, Jr.	215/11.4
6,915,961 B2	7/2005	Renz et al.	239/33
D515,867 S *	2/2006	Randolph et al.	D7/396.2
7,124,907 B2	10/2006	Conaway	220/254.1
D532,112 S *	11/2006	Lornage	D24/197
D538,938 S *	3/2007	Pillado	D24/197
D559,624 S *	1/2008	Carreno	D7/534
D579,722 S *	11/2008	Sakulsacha et al.	D7/510
D584,102 S *	1/2009	Valderrama et al.	D7/392.1
7,516,862 B2	4/2009	McDonough	215/229
7,556,172 B2 *	7/2009	Lane	220/714
7,562,789 B2 *	7/2009	Randolph et al.	220/710.5
D616,706 S *	6/2010	Bofinger et al.	D7/534
D626,246 S *	10/2010	Rees et al.	D24/197
D628,078 S *	11/2010	Valderrama et al.	D9/542
2009/0242562 A1 *	10/2009	Valderrama et al.	220/288

* cited by examiner

Primary Examiner — Marianne Pandozzi

(74) *Attorney, Agent, or Firm* — Ohlandt, Greeley, Ruggiero & Perle, L.L.P.

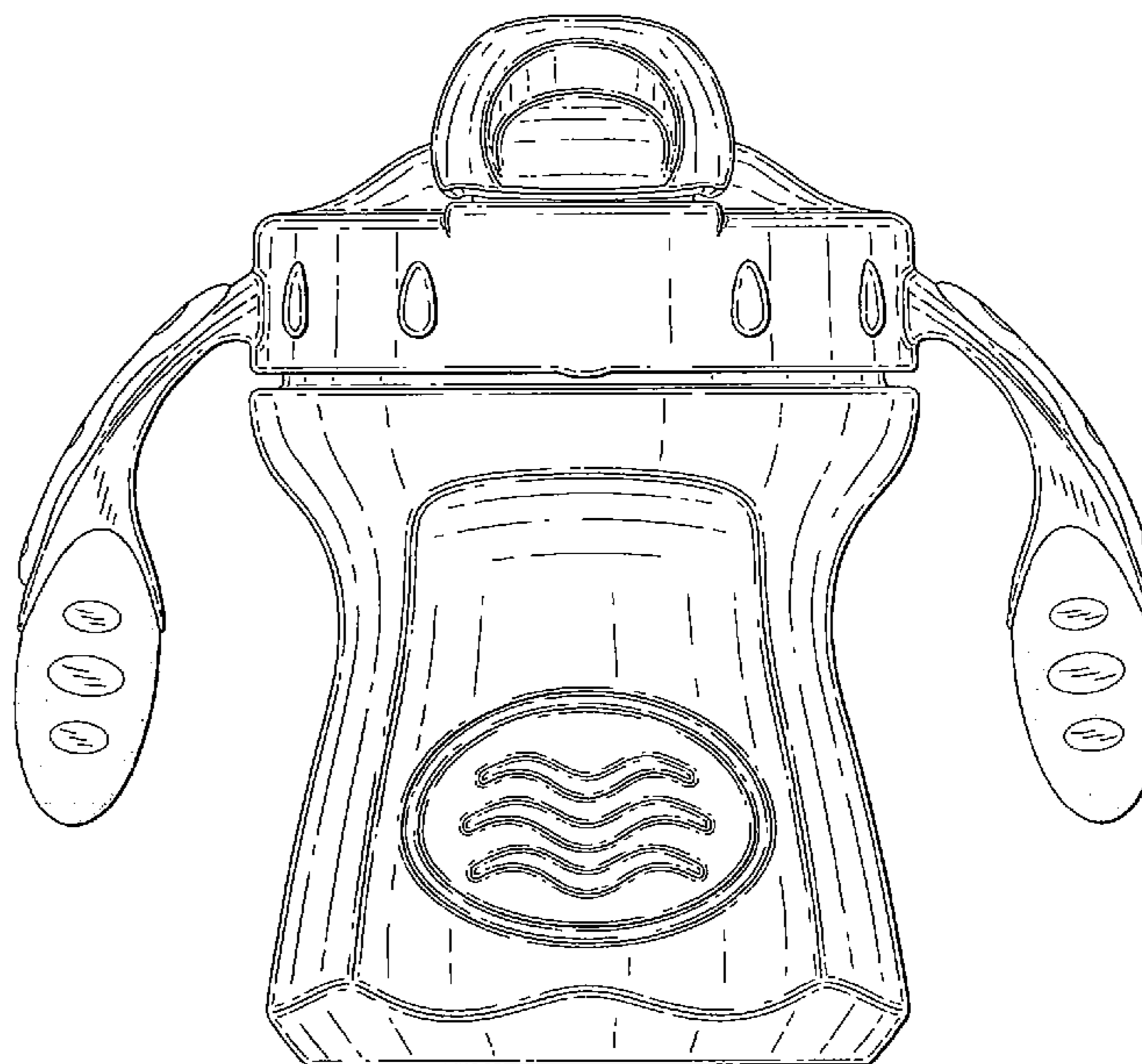
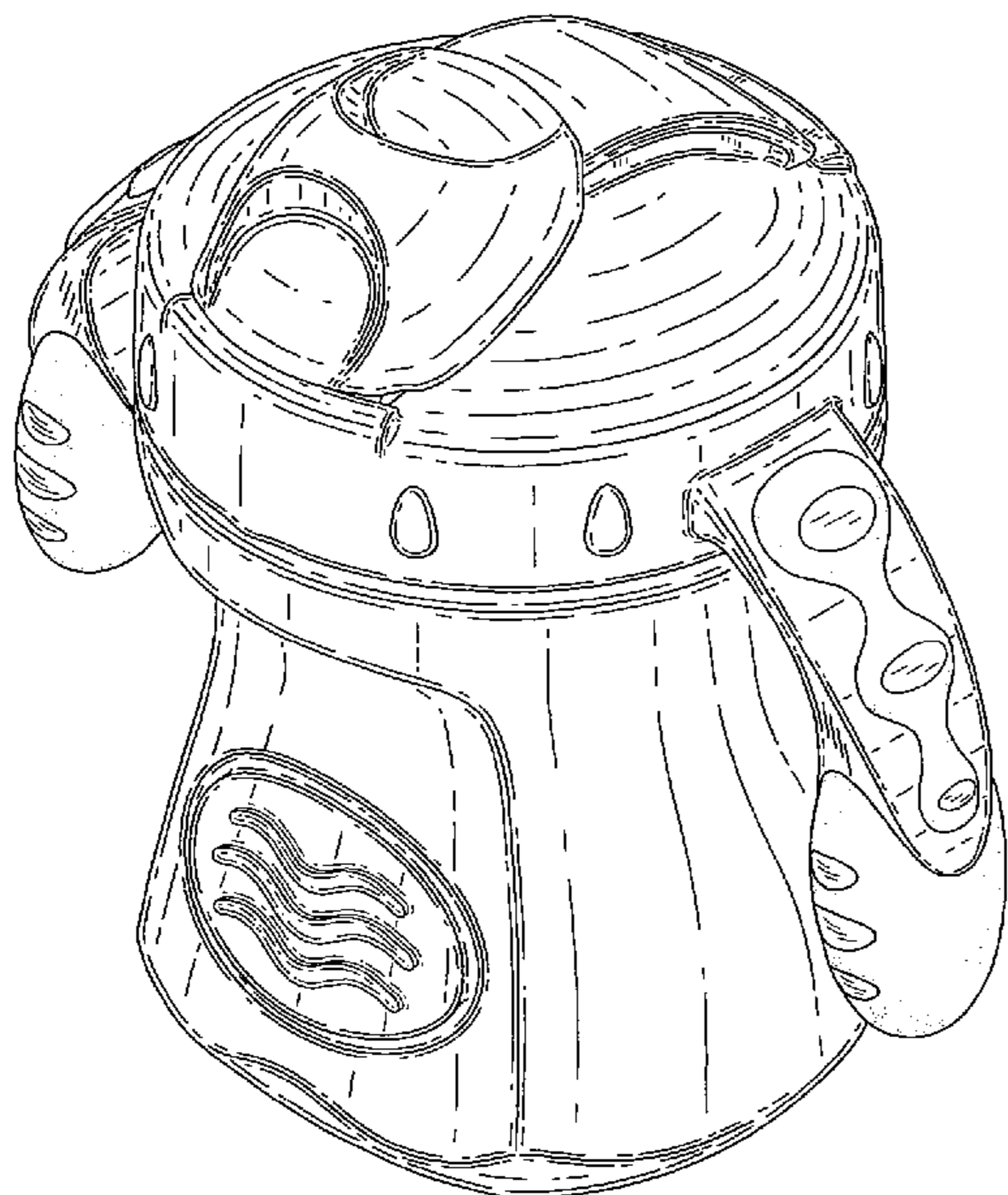
(57) **CLAIM**

The ornamental design for a cup assembly, as shown and described.

DESCRIPTION

FIG. 1 is a front, top perspective view of the cup assembly according to the present invention; FIG. 2 is a front elevation view of the cup assembly of FIG. 1; FIG. 3 is a rear elevation view of the cup assembly of FIG. 1; FIG. 4 is a side elevation of the cup assembly of FIG. 1; the opposite side elevation of the cup being a mirror image of the side elevation; FIG. 5 is a top plan view of the cup assembly of FIG. 1; and, FIG. 6 is a bottom view of the cup assembly of FIG. 1.

1 Claim, 5 Drawing Sheets






FIG. 1

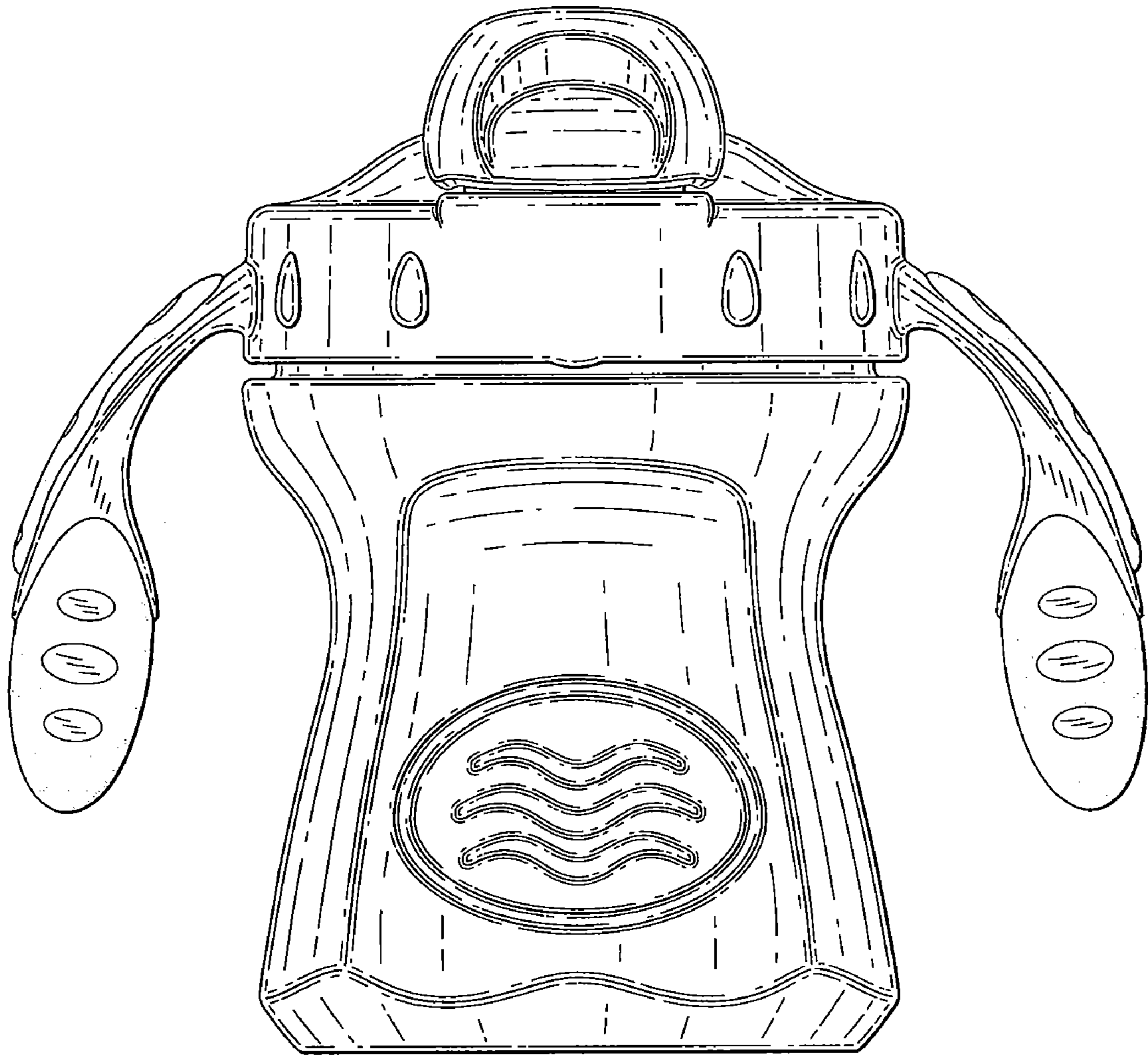


FIG. 2

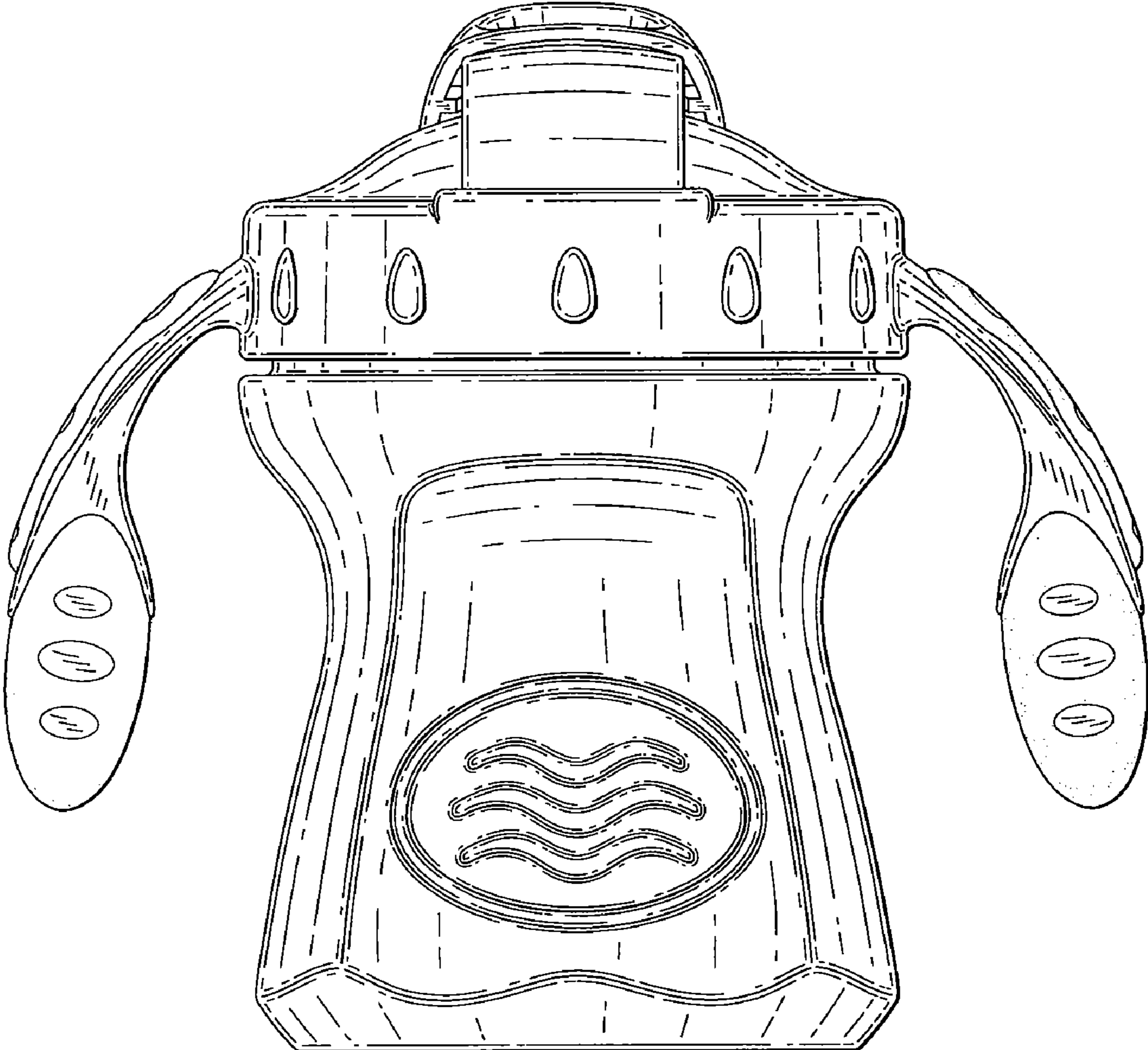


FIG. 3

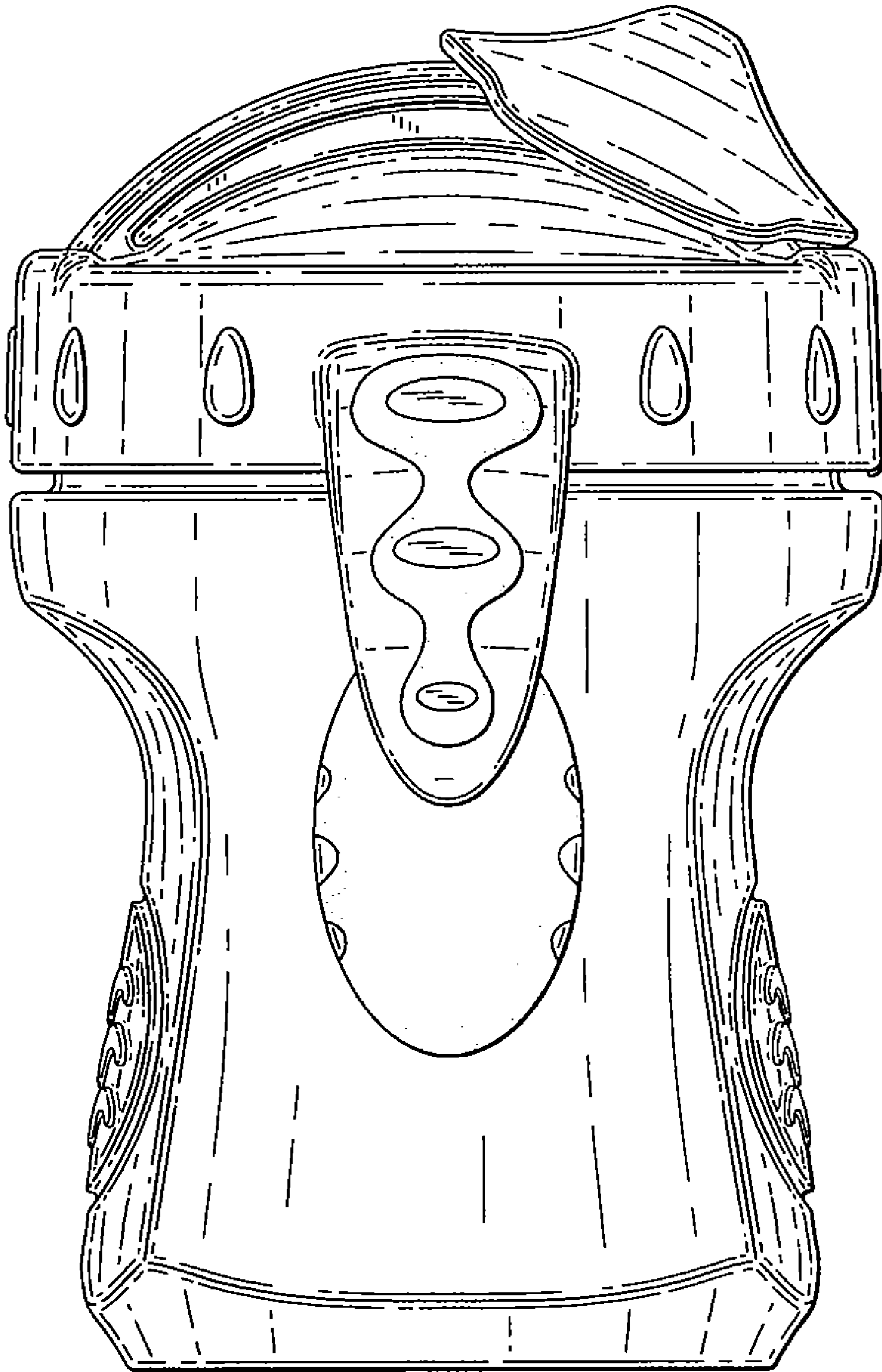


FIG. 4

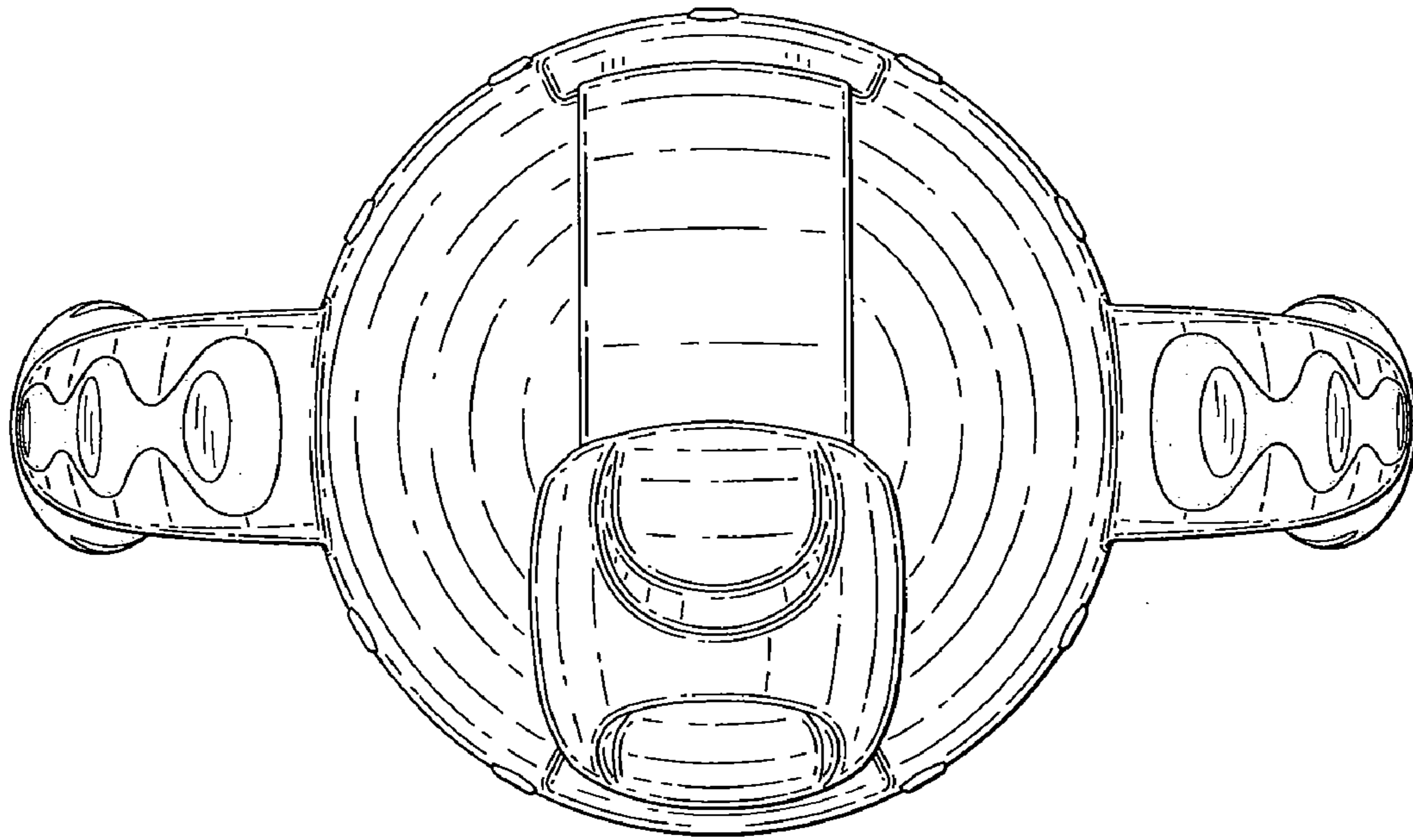


FIG. 5

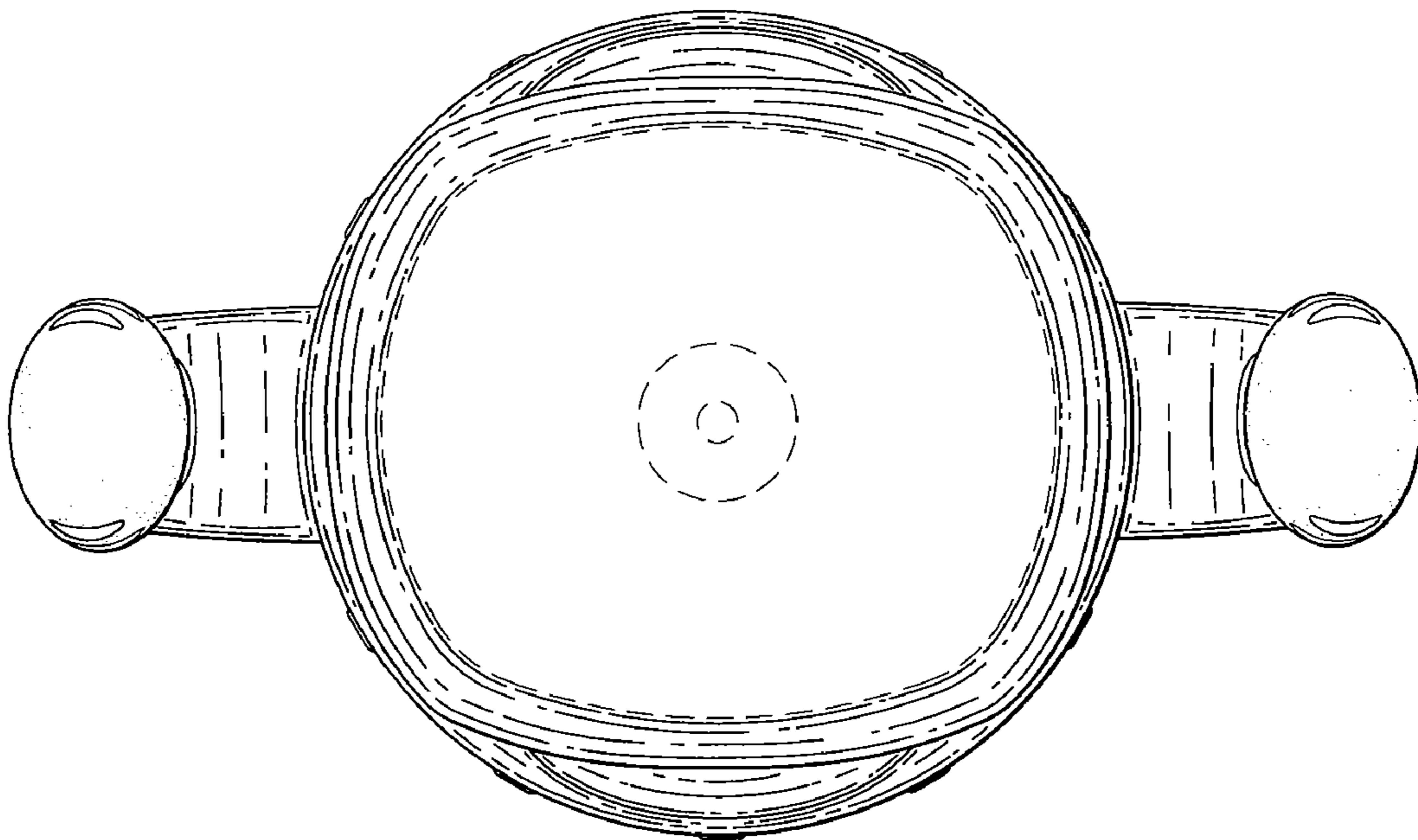


FIG. 6