

US00D644036S

(12) **United States Design Patent**
Brousset Sangalli et al.

(10) **Patent No.:** **US D644,036 S**

(45) **Date of Patent:** **** Aug. 30, 2011**

(54) **PRODUCT DISPLAY**

(56) **References Cited**

(75) Inventors: **Michel Alexandre Brousset Sangalli**,
Loveland, OH (US); **Jessica Anne**
Drueding, Dayton, OH (US); **Martin**
Lee Erbes, Skaneateles, NY (US);
David Gene Everson, Mason, OH (US);
Thomas Milton Fairhurst, Skaneateles,
NY (US)

U.S. PATENT DOCUMENTS

D292,355	S	*	10/1987	Headon	D6/479
D327,785	S	*	7/1992	Day	D6/396
5,553,724	A	*	9/1996	Moher et al.	211/70.7
D402,829	S	*	12/1998	Jay	D6/479
D488,633	S	*	4/2004	Richardson et al.	D6/396
D584,902	S	*	1/2009	Neff et al.	D6/396
D599,130	S	*	9/2009	Clark et al.	D6/396

* cited by examiner

(73) Assignee: **The Procter & Gamble Company**,
Cincinnati, OH (US)

Primary Examiner — Caron D Veynar

Assistant Examiner — Abraham Bahta

(**) Term: **14 Years**

(74) *Attorney, Agent, or Firm* — Cynthia L. Clay; Kim
William Zerby

(21) Appl. No.: **29/385,622**

(22) Filed: **Feb. 17, 2011**

(57) **CLAIM**

The ornamental design for a product display, as shown and
described.

Related U.S. Application Data

DESCRIPTION

(62) Division of application No. 29/367,740, filed on Aug.
12, 2010, now Pat. No. Des. 634,942, which is a
division of application No. 29/321,698, filed on Jul.
22, 2008, now Pat. No. Des. 623,872.

(51) **LOC (9) Cl.** **06-04**

(52) **U.S. Cl.** **D6/396**

(58) **Field of Classification Search** D6/396-397,
D6/410, 414, 423, 433, 436-437, 448, 451,
D6/467, 470, 471, 474, 476-480, 509-511;
211/59.4, 74, 189, 194, 97, 133.1, 49.1, 85.2;
312/107, 114, 118, 204, 34.1; 248/146; 108/53.5,
108/59, 60; 206/745, 736

See application file for complete search history.

FIG. 1 a perspective view of a product display embodying our
new design;

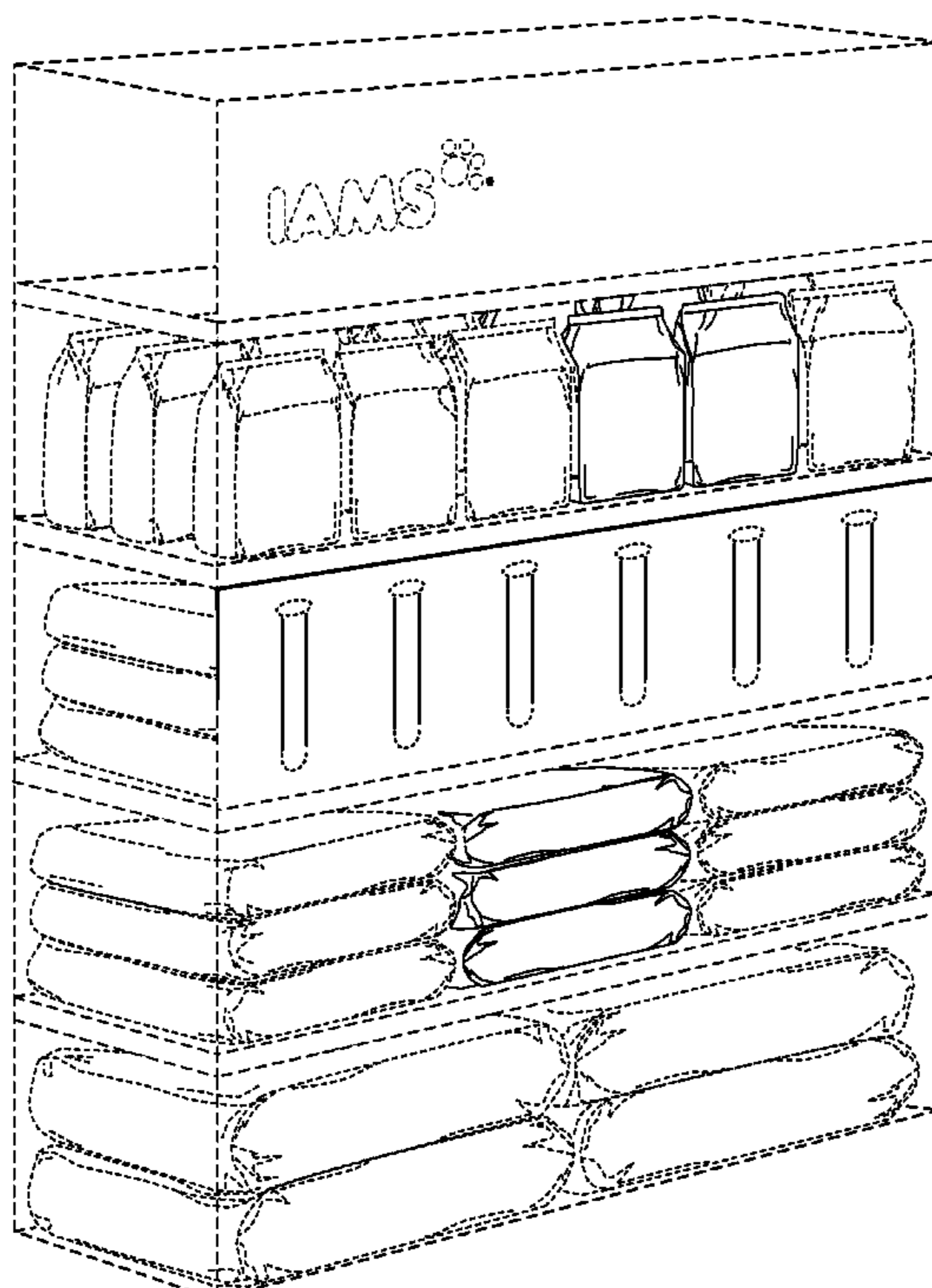
FIG. 2 is a front view thereof;

FIG. 3 is a left view thereof; and,

FIG. 4 is a back view thereof.

The broken lines showing portions of the product display are
included for the purpose of illustrating environmental struc-
ture and form no part of the claimed design. Certain features
currently not in broken lines may be placed into broken lines
in other embodiments while other features in broken lines
may be placed in solid lines in other embodiments.

1 Claim, 4 Drawing Sheets



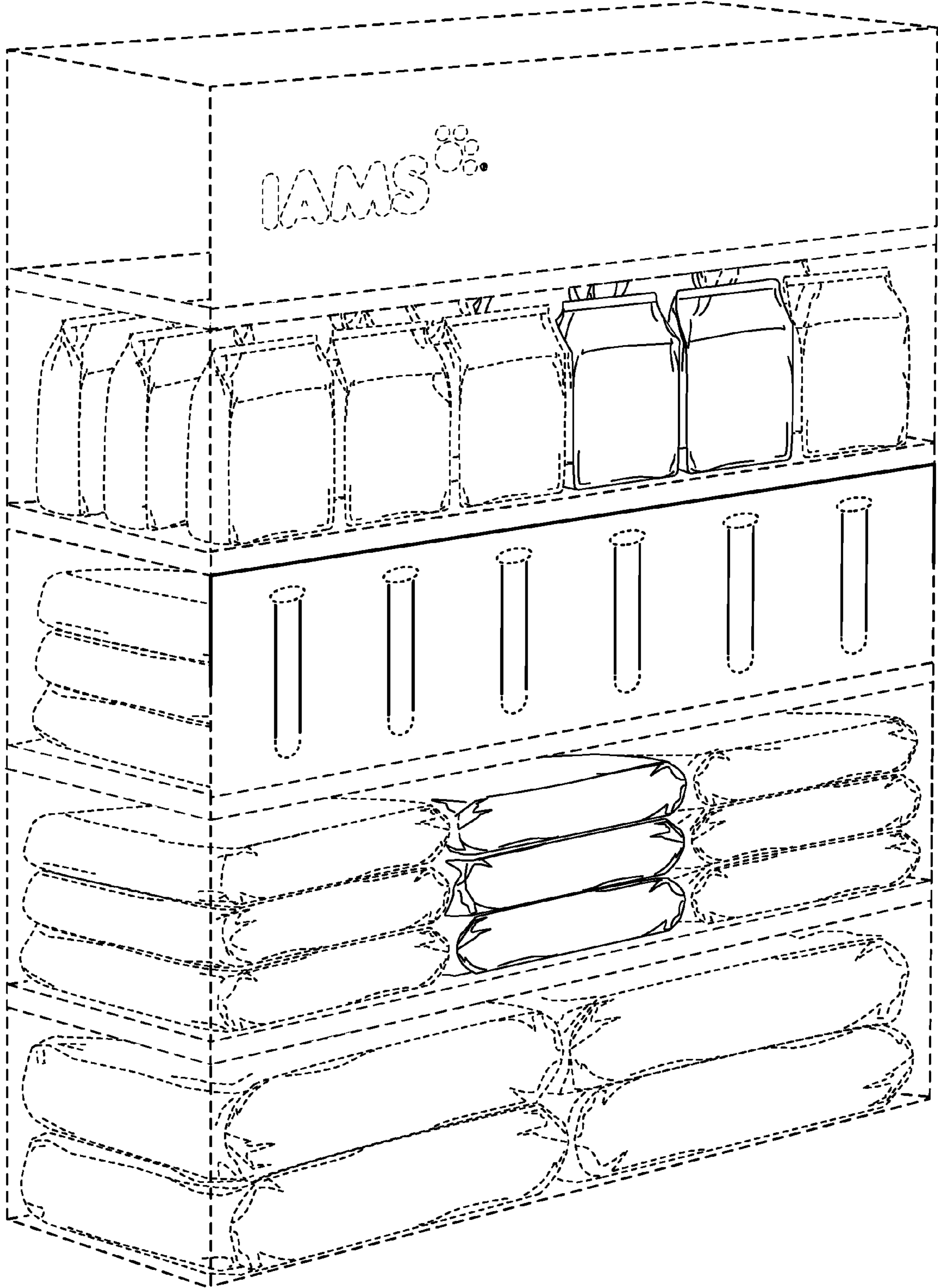


Fig. 1

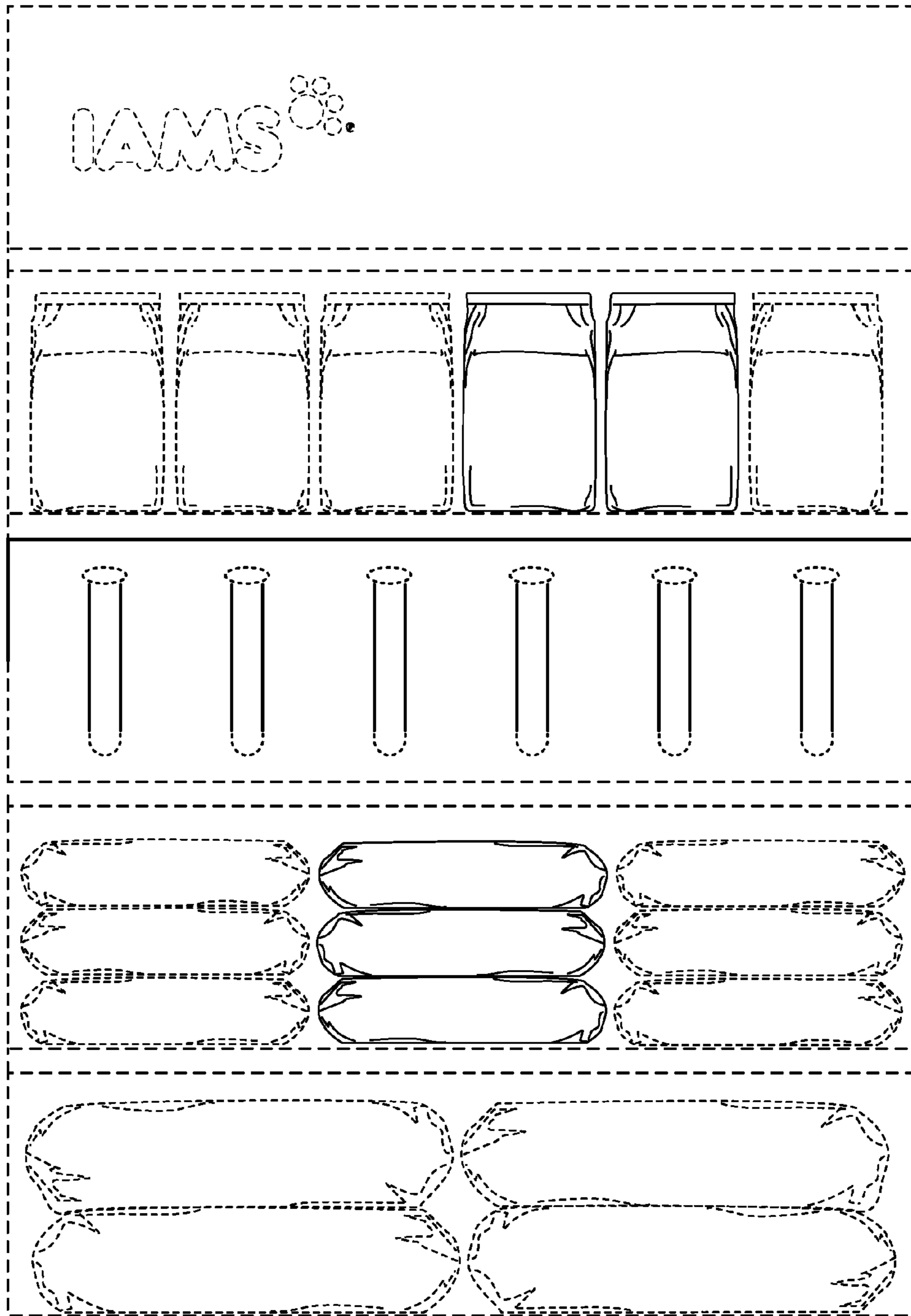


Fig. 2

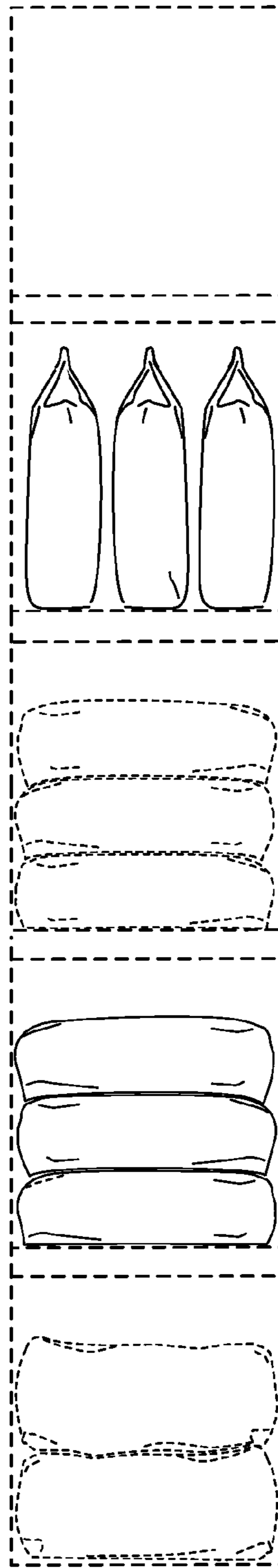


Fig. 3

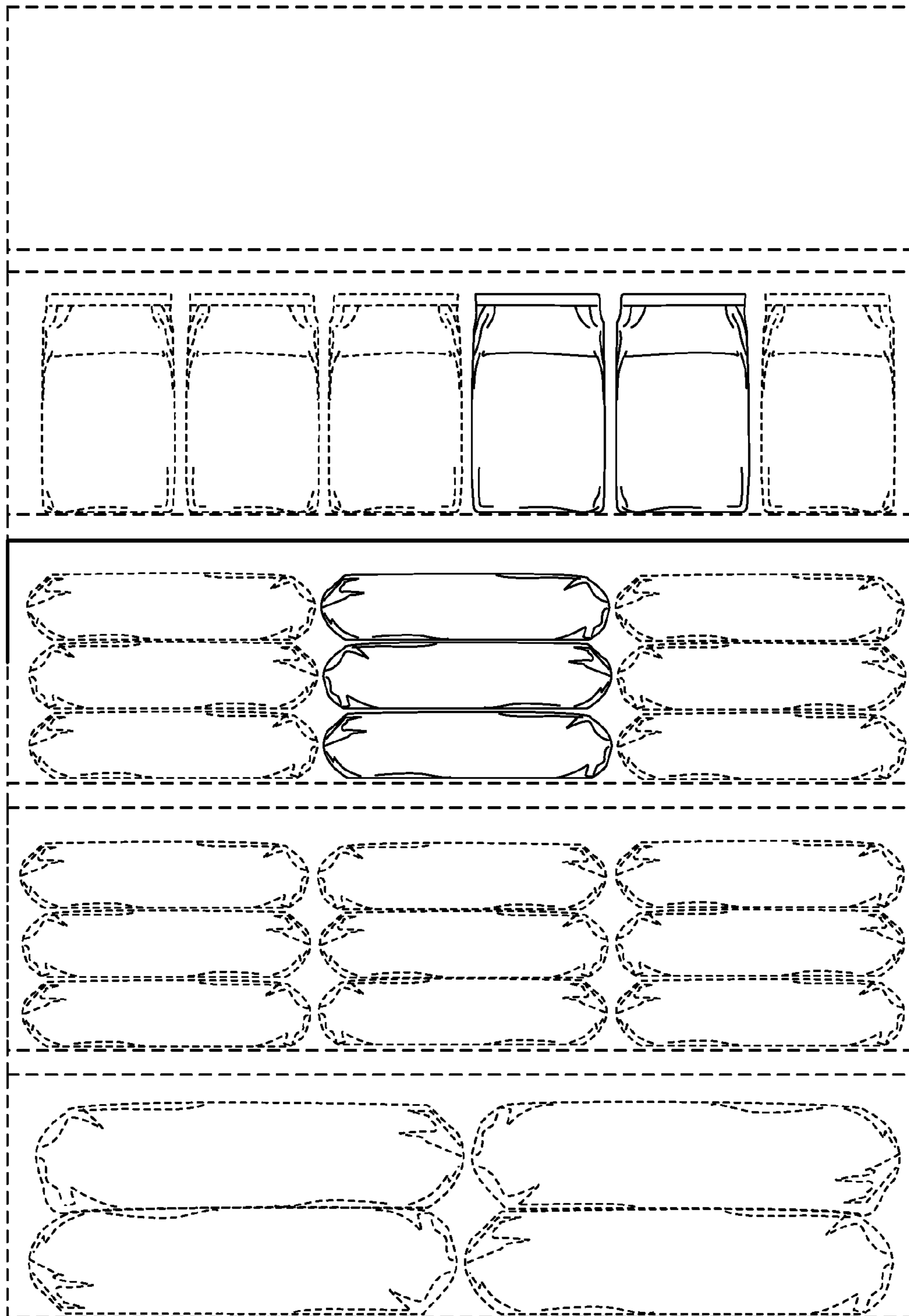


Fig. 4