



US00D644029S

(12) **United States Design Patent**
Boas et al.

(10) **Patent No.:** **US D644,029 S**
(45) **Date of Patent:** **** Aug. 30, 2011**

(54) **STIRRUP**

(75) Inventors: **Nancy S. Boas**, New York, NY (US); **Jill Thomas Unger**, New York, NY (US)

(73) Assignee: **PRL USA Holdings, Inc.**, New York, NY (US)

(**) Term: **14 Years**

(21) Appl. No.: **29/359,925**

(22) Filed: **Apr. 16, 2010**

(51) **LOC (9) Cl.** **03-01**

(52) **U.S. Cl.** **D3/324**

(58) **Field of Classification Search** D3/321,
D3/324, 327, 318, 326; 150/100, 107, 118
See application file for complete search history.

(56) **References Cited**

U.S. PATENT DOCUMENTS

2,049,347	A	7/1936	Benjamin	
D133,274	S	6/1942	Julianelli et al.	
D133,247	S	8/1942	Julianelli et al.	
D183,727	S	10/1958	Emberton	
D229,335	S	11/1973	Steinman	
D373,019	S	8/1996	Ford	
D449,737	S	10/2001	Galliano	
D507,882	S	8/2005	Gonzalez	
D521,736	S	5/2006	Gonzalez	
D529,268	S	10/2006	Choi	
D530,240	S	10/2006	Kelsey	
D532,200	S	* 11/2006	Gonzalez D3/326
D543,678	S	6/2007	Boas et al.	
D543,701	S	6/2007	Gonzalez	
D557,010	S	12/2007	Gonzalez	
D572,485	S	7/2008	Gonzalez	

OTHER PUBLICATIONS

U.S. Appl. No. 29/306,873, filed Apr. 17, 2008, Boas et al.
U.S. Appl. No. 29/306,870, filed Apr. 17, 2008, Boas et al.

* cited by examiner

Primary Examiner — Holly Baynham

Assistant Examiner — Sheryl Lane

(74) *Attorney, Agent, or Firm* — Greenberg Traurig, LLP

(57) **CLAIM**

The ornamental design for a stirrup, as shown and described.

DESCRIPTION

FIG. 1 is a perspective environmental view from one side of a stirrup in accordance with our new design.

FIG. 2 is an enlarged view of FIG. 1.

FIG. 3 is a front environmental view of a stirrup in accordance with our new design.

FIG. 4 is a top environmental view of a stirrup in accordance with our new design

FIG. 5 is a side environmental view of a stirrup in accordance with our new design.

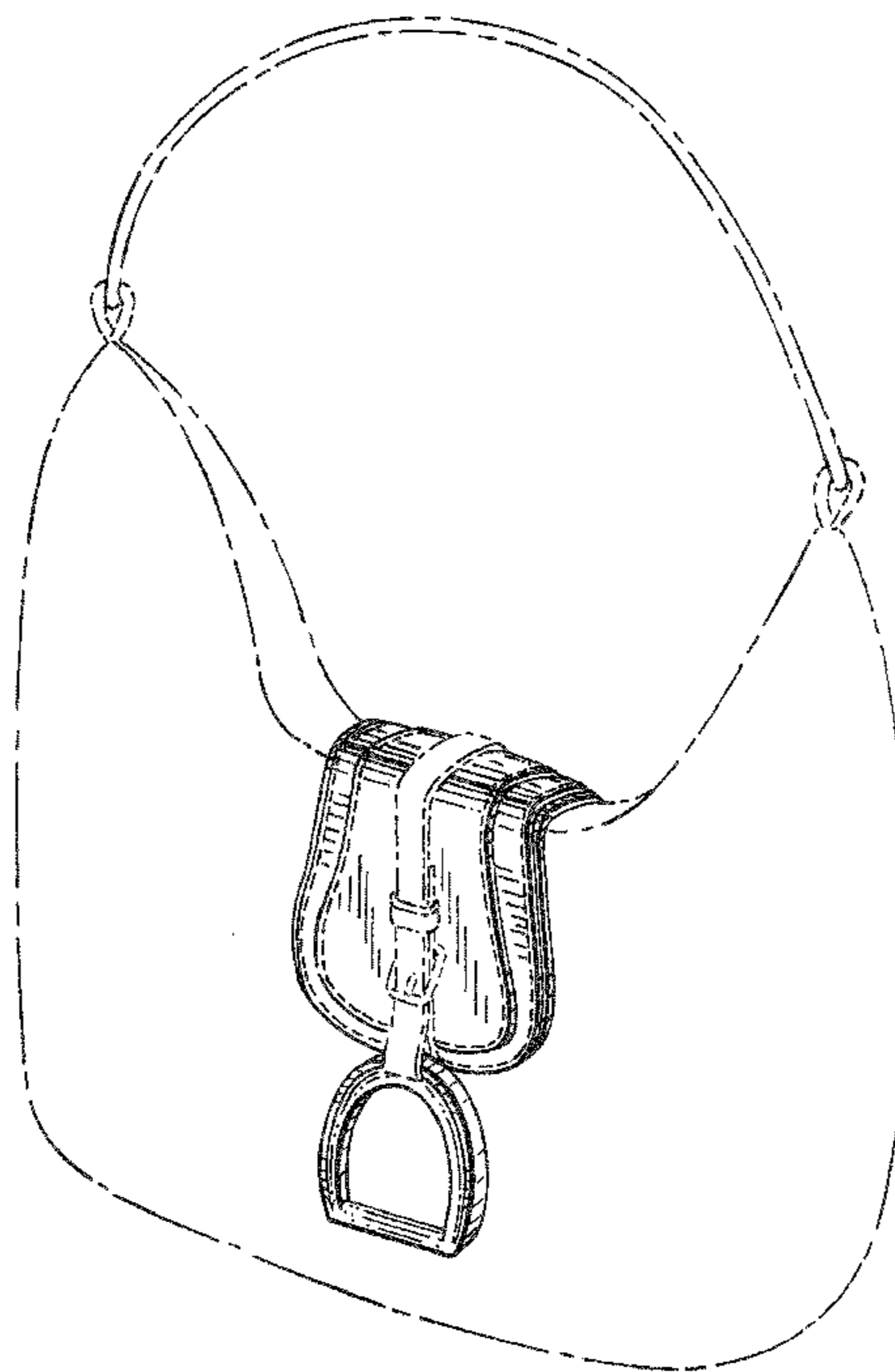
FIG. 6 is a bottom environmental view of a stirrup in accordance with our new design; and,

FIG. 7 is a cross-section view of a stirrup taken along line 7—7 in FIG. 3, in accordance with our new design.

The broken lines outlining a handbag in the figures are for environmental purposes only and form no part of the claimed design.

The broken lines outlining the strap and buckle in figures are to show portions of the article and form no part of the claimed design.

1 Claim, 5 Drawing Sheets



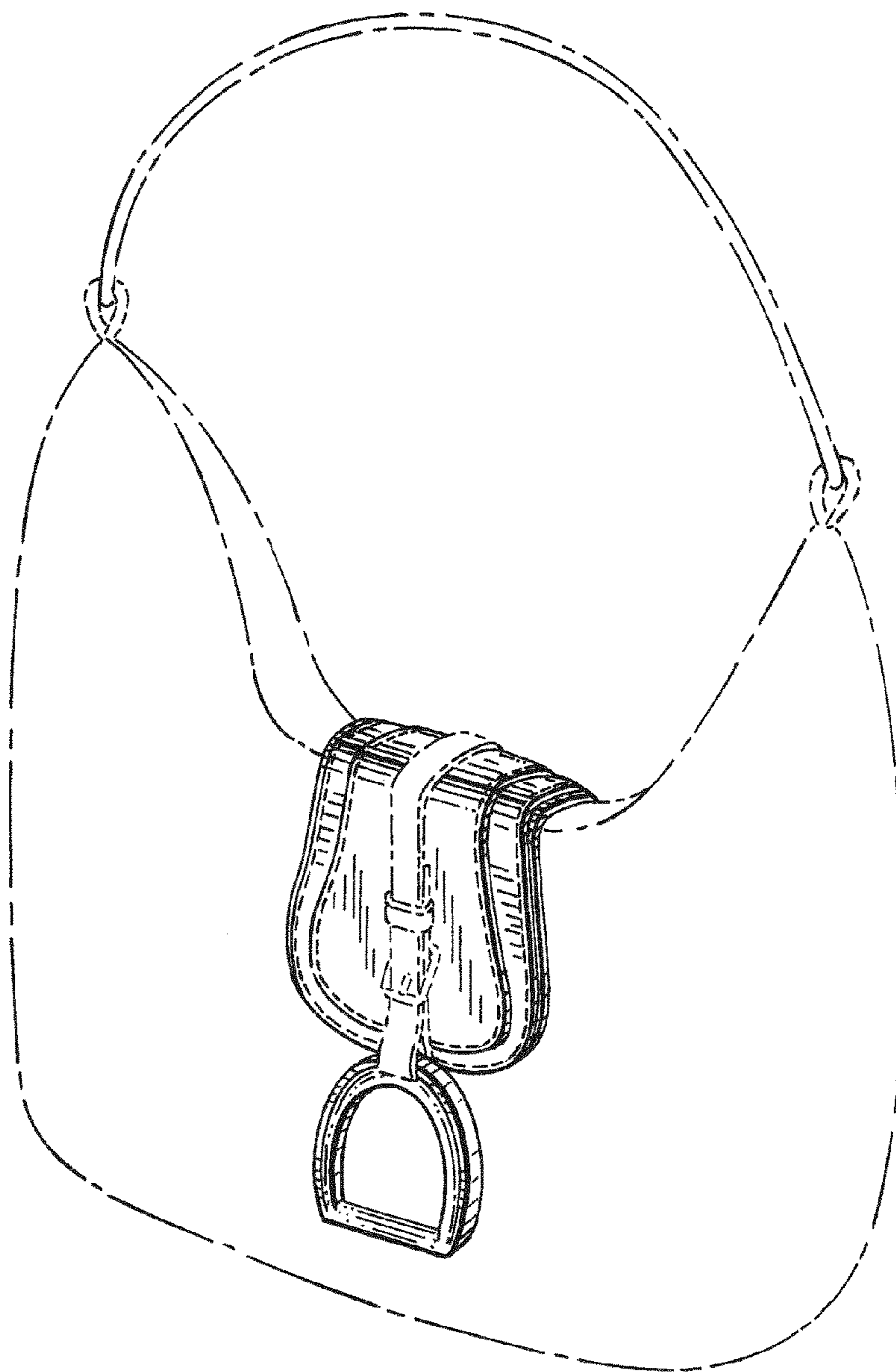


FIG. 1

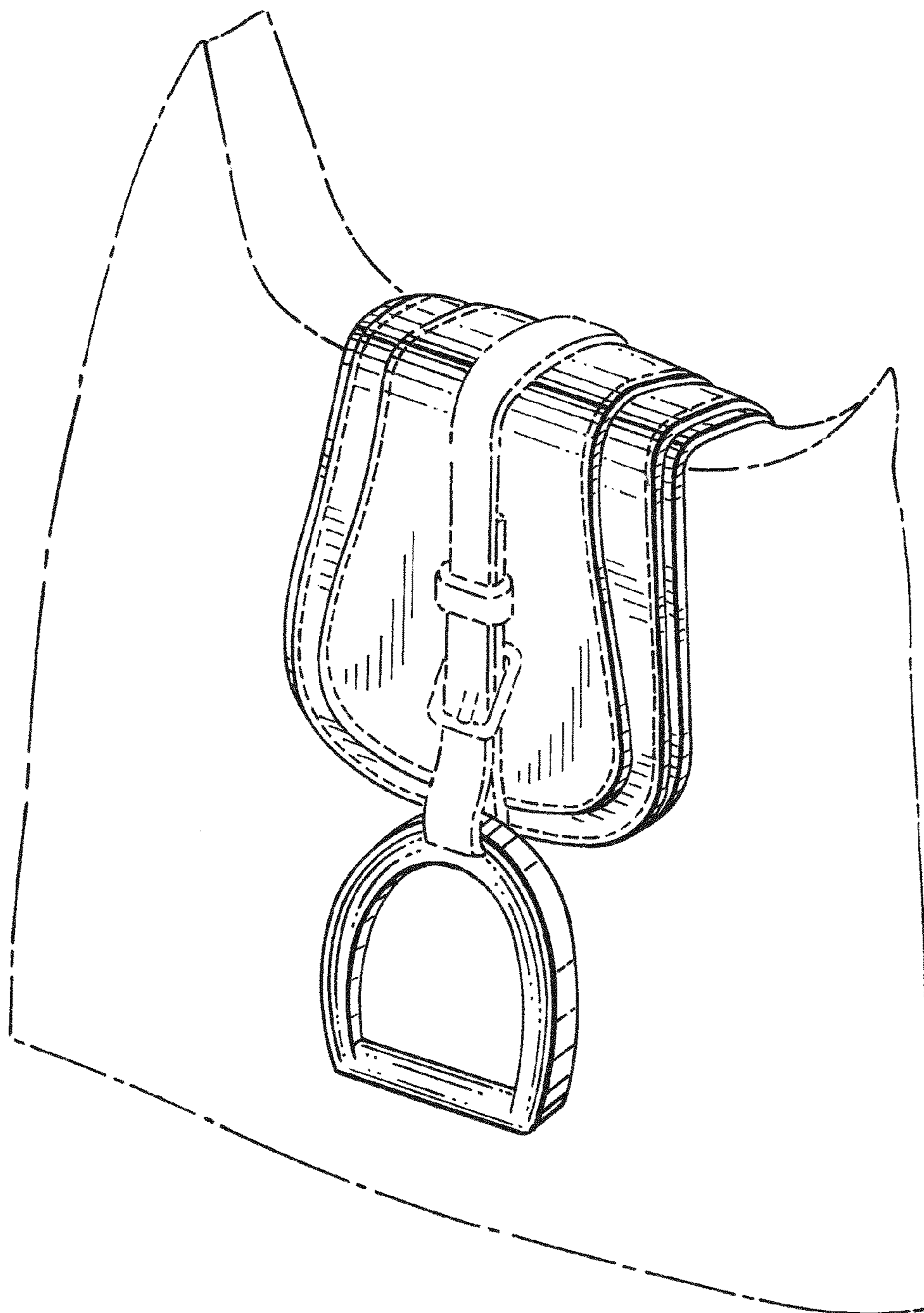


FIG.2

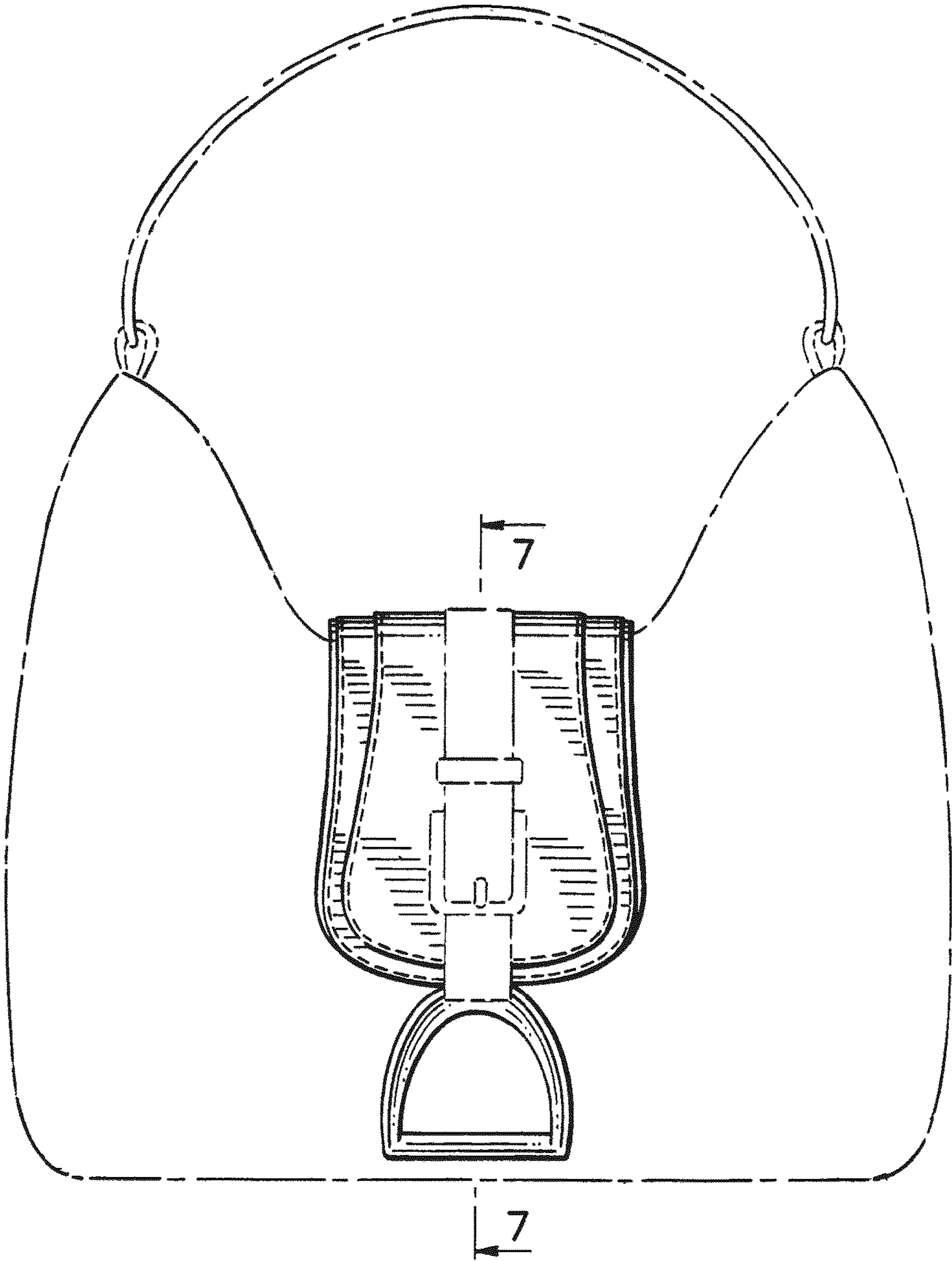


FIG.3




FIG. 4




FIG. 6

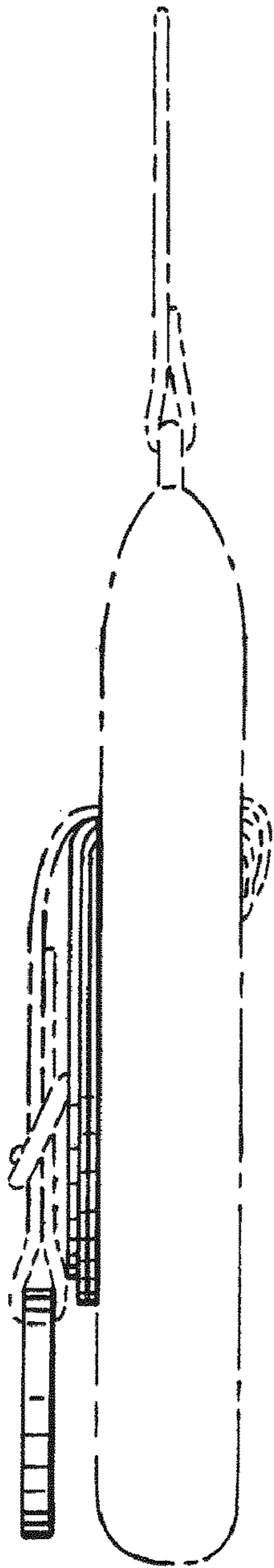


FIG. 5

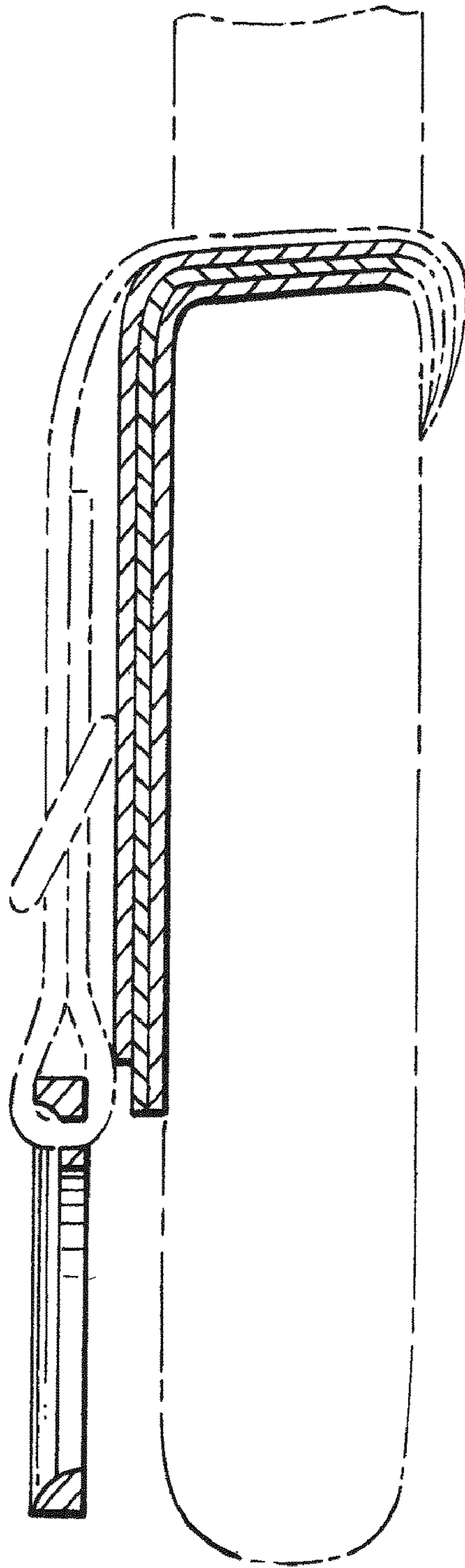


FIG. 7