



US00D644016S

(12) **United States Design Patent**
Christopherson

(10) **Patent No.:** **US D644,016 S**

(45) **Date of Patent:** **** Aug. 30, 2011**

(54) **SHOE UPPER**

(75) Inventor: **Lafe Christopherson**, Manhattan Beach,
CA (US)

(73) Assignee: **SKECHERS U.S.A., Inc. II**, Manhattan
Beach, CA (US)

(**) Term: **14 Years**

(21) Appl. No.: **29/392,011**

(22) Filed: **May 16, 2011**

(51) **LOC (9) Cl.** **02-99**

(52) **U.S. Cl.** **D2/969**

(58) **Field of Classification Search** D2/896,
D2/902, 906-908, 943, 944, 969, 972-974;
36/45-49, 50.1, 77 M, 77 R, 83, 88, 113,
36/114, 126-131

See application file for complete search history.

(56) **References Cited**

U.S. PATENT DOCUMENTS

D325,813 S	5/1992	Kittle
D333,033 S	2/1993	Bailey
D345,047 S	3/1994	DiSilvio
D345,458 S	3/1994	Lacoraza et al.
D345,459 S	3/1994	Preskar
D366,951 S	2/1996	Ho
D367,554 S	3/1996	James
D447,617 S	9/2001	Matis et al.
D476,796 S	7/2003	Meza et al.
D528,770 S	9/2006	Chang
D544,685 S	6/2007	Mermet
D559,525 S	1/2008	Hlavacs et al.
D561,454 S	2/2008	Hlavacs et al.
D572,440 S	7/2008	Polegato Moretti
D572,459 S	7/2008	Hatfield et al.

D583,132 S	12/2008	Polegato Moretti	
D595,045 S	6/2009	Dolan	
D610,340 S	2/2010	Cooper	
D614,385 S	* 4/2010	Roulo	D2/972
D614,850 S	* 5/2010	Raysse	D2/972
D623,840 S	9/2010	Hui	
D624,743 S	* 10/2010	Raysse	D2/969
D625,505 S	* 10/2010	Teteriatnikov	D2/969
D626,738 S	* 11/2010	Akhidime	D2/969
D632,063 S	* 2/2011	Teteriatnikov	D2/969
D635,748 S	4/2011	Katz et al.	
D636,581 S	4/2011	Petrie	
D636,582 S	4/2011	Petrie	
D636,583 S	4/2011	Petrie	

* cited by examiner

Primary Examiner — Dominic Simone

(74) *Attorney, Agent, or Firm* — Marshall A. Lerner; Marvin
H. Kleinberg; Kleinberg & Lerner, LLP

(57) **CLAIM**

The ornamental design for a shoe upper, as shown and
described.

DESCRIPTION

FIG. 1 is a perspective view of a shoe upper embodying my
new design.
FIG. 2 is a left side view thereof;
FIG. 3 is a right side view thereof;
FIG. 4 is a top plan view thereof;
FIG. 5 is a bottom plan view thereof;
FIG. 6 is a rear elevation view thereof; and,
FIG. 7 is a front elevation view thereof.
Broken lines showing the remainder of the shoe in the figures
are for illustrative purposes only and form no part of the
claimed invention.

1 Claim, 6 Drawing Sheets

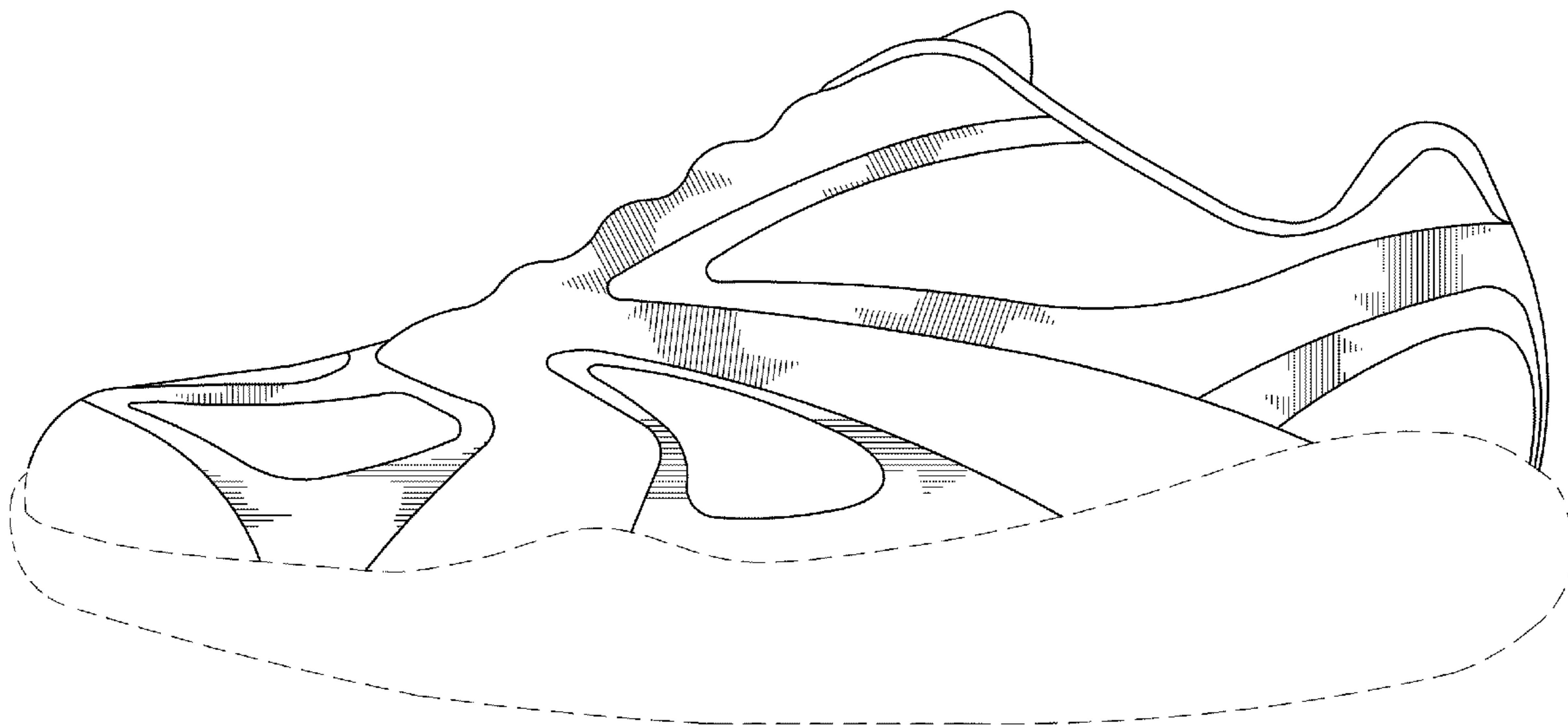


FIG. 1

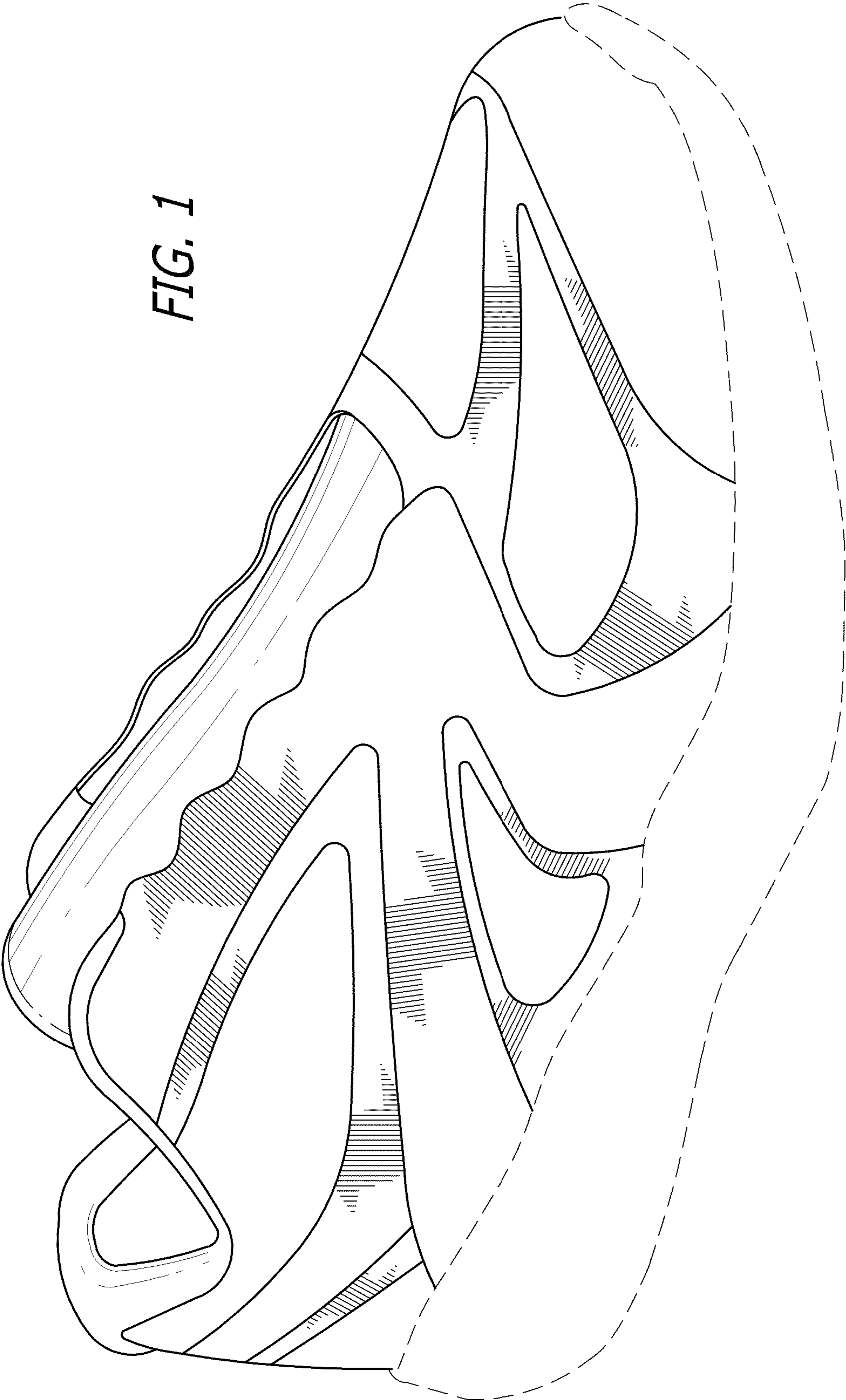
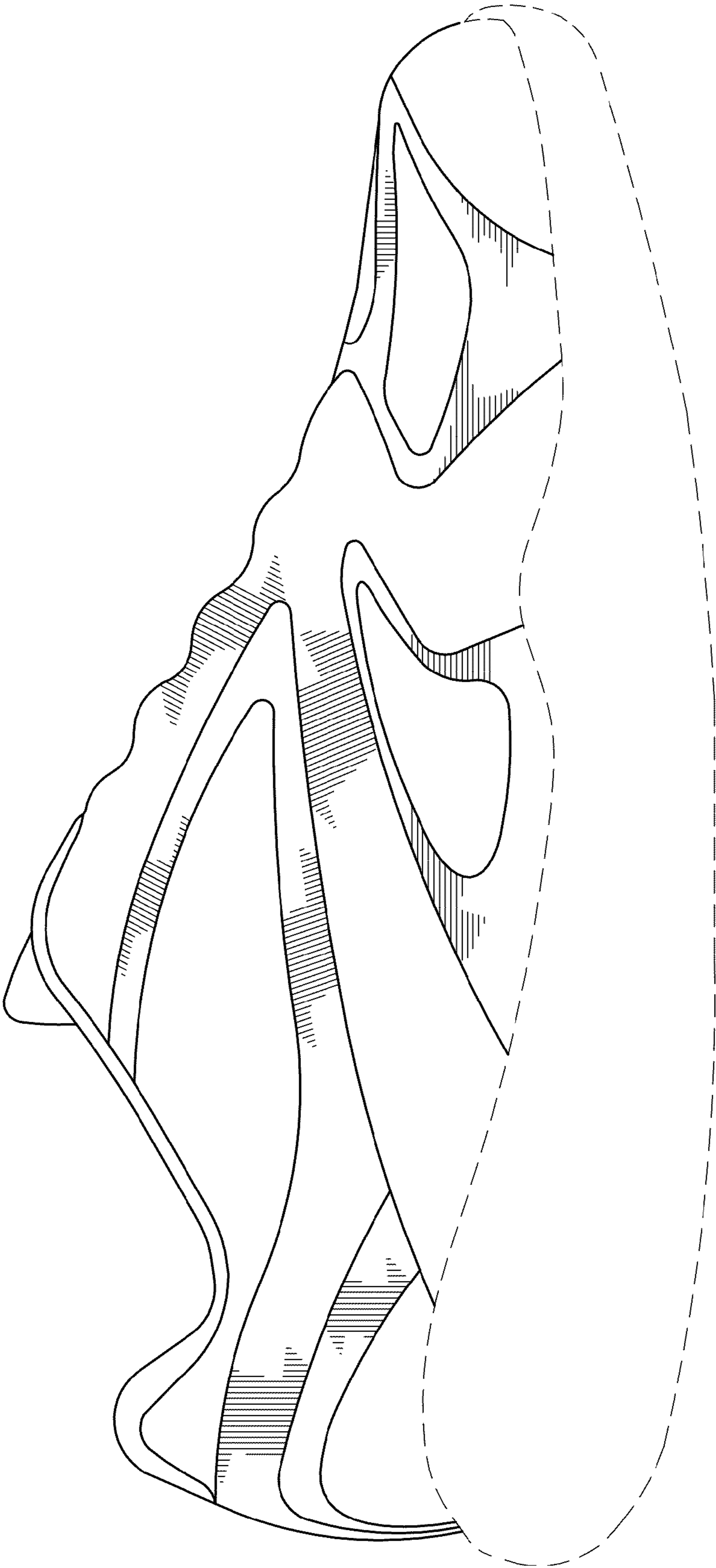


FIG. 2



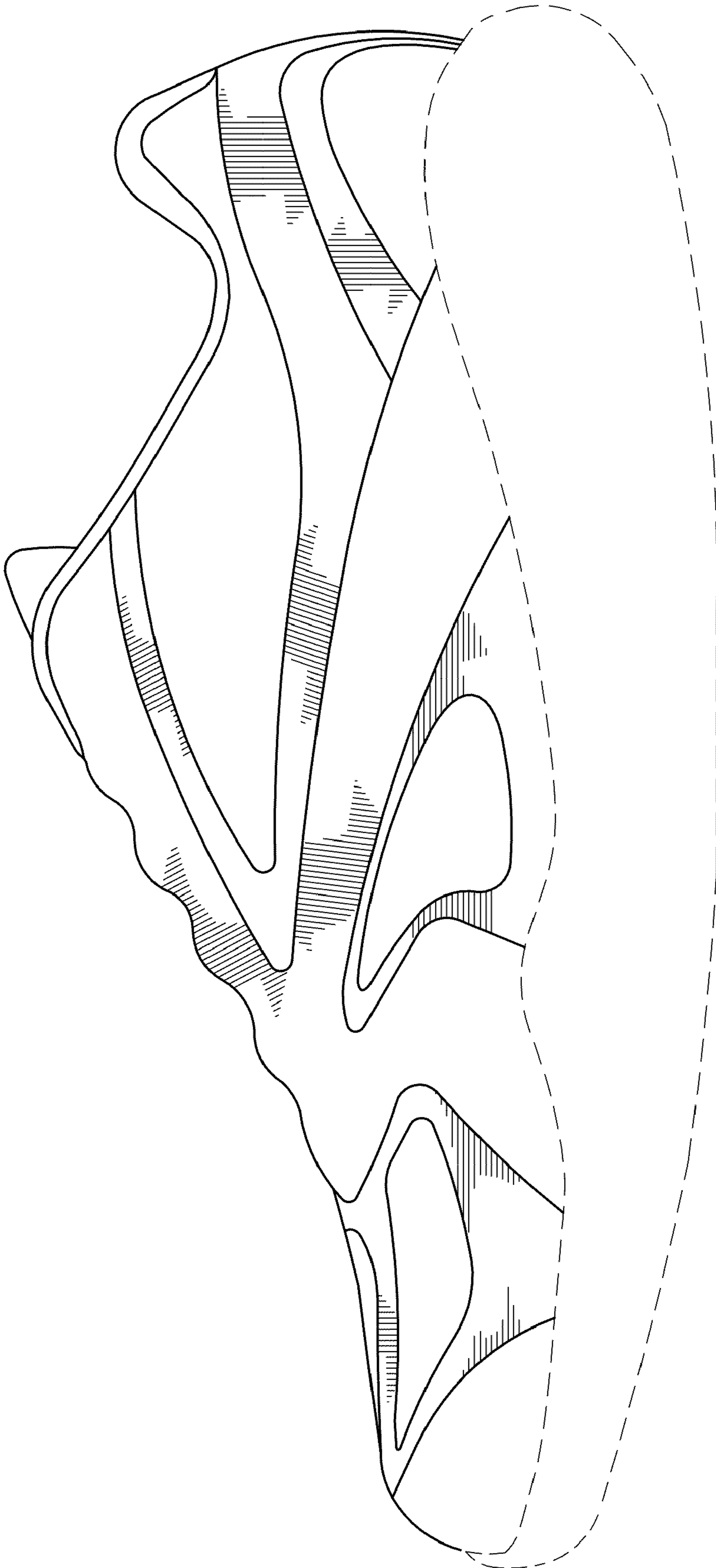


FIG. 3

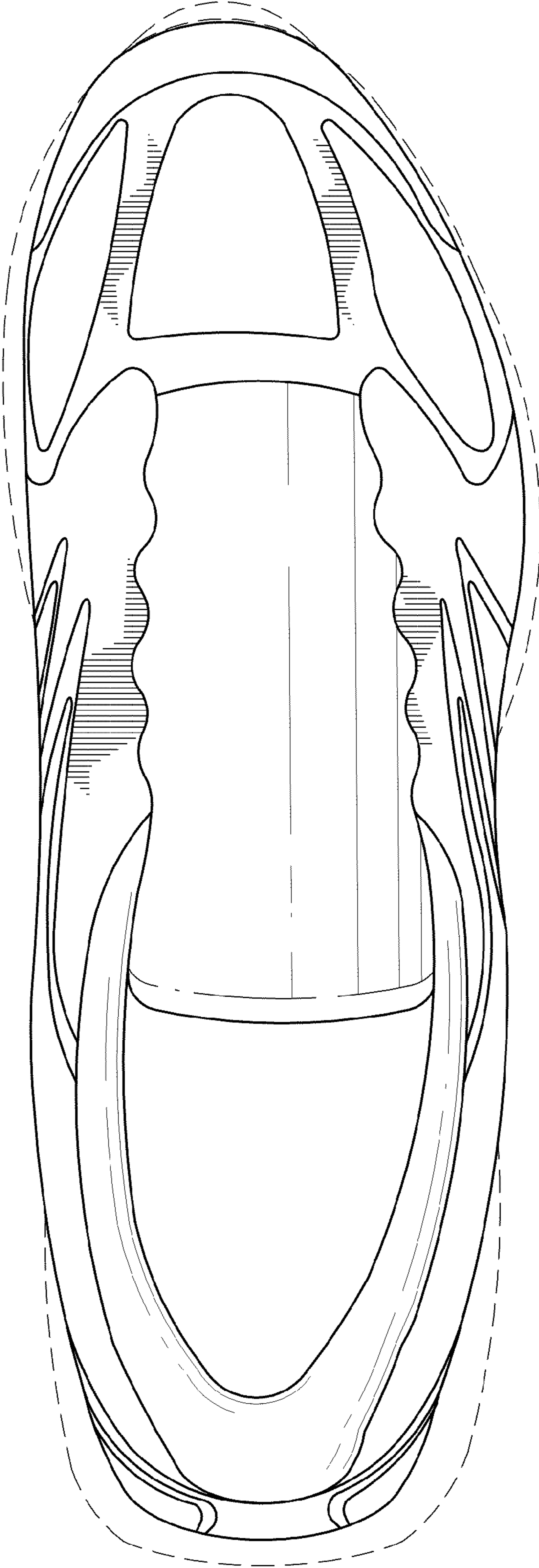


FIG. 4

FIG. 5

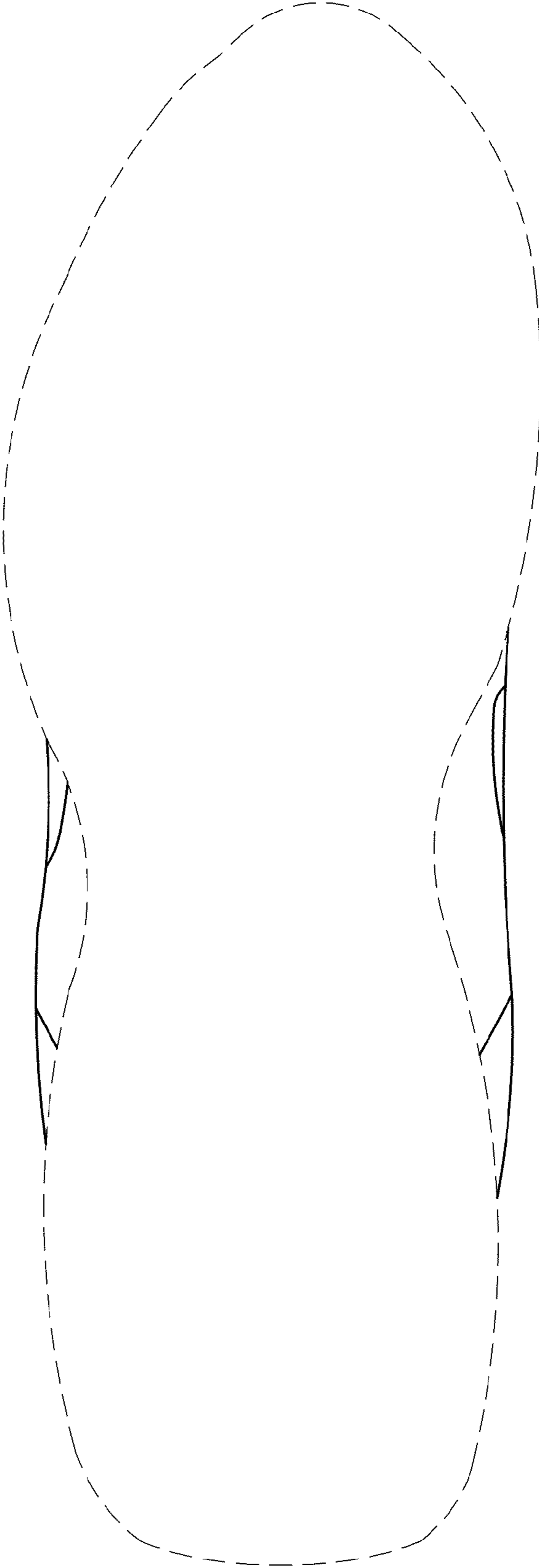


FIG. 7

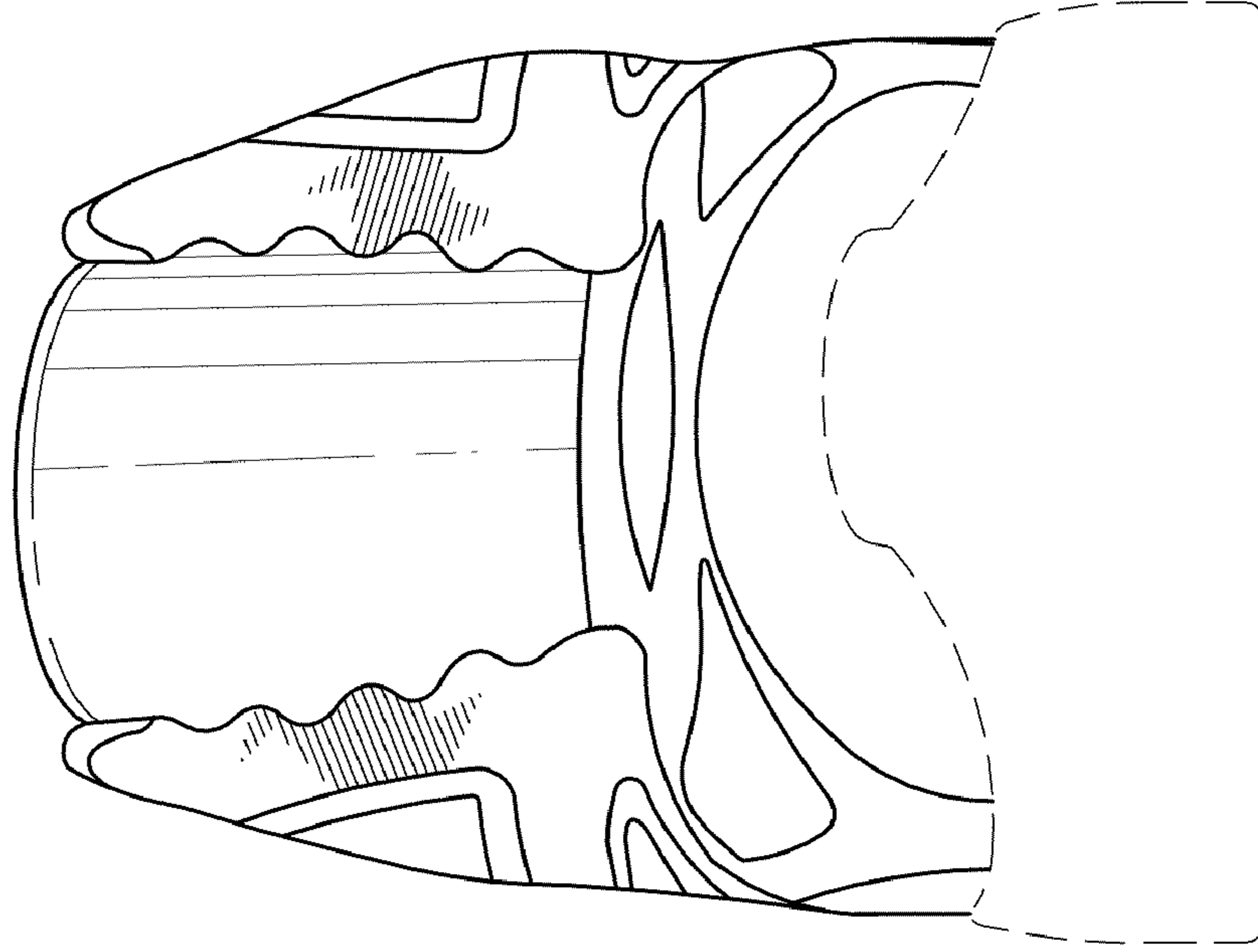


FIG. 6

