



US00D644015S

(12) **United States Design Patent**
Raysse

(10) **Patent No.:** **US D644,015 S**

(45) **Date of Patent:** **** Aug. 30, 2011**

(54) **SHOE UPPER**

(75) Inventor: **David Raysse**, Los Angeles, CA (US)

(73) Assignee: **SKECHERS U.S.A., Inc. II**, Manhattan Beach, CA (US)

(**) Term: **14 Years**

(21) Appl. No.: **29/391,668**

(22) Filed: **May 11, 2011**

(51) **LOC (9) Cl.** **02-99**

(52) **U.S. Cl.** **D2/969**

(58) **Field of Classification Search** D2/896,
D2/902, 906-908, 943, 944, 969, 972-974;
36/45-49, 50.1, 77 M, 77 R, 83, 88, 113,
36/114, 126-131

See application file for complete search history.

(56) **References Cited**

U.S. PATENT DOCUMENTS

D373,463 S *	9/1996	Greene	D2/969
D388,950 S *	1/1998	Hewett et al.	D2/969
D395,947 S *	7/1998	Hardy	D2/972
D401,755 S *	12/1998	Zinovieff	D2/972
D446,922 S *	8/2001	Yang	D2/969
D480,546 S *	10/2003	Belley et al.	D2/969
D503,524 S *	4/2005	Belley et al.	D2/969
D505,252 S	5/2005	Belley et al.		
D516,787 S	3/2006	Johnson et al.		
D519,727 S	5/2006	Morris		
D527,890 S *	9/2006	Shaffer	D2/972

D528,284 S *	9/2006	Cessor	D2/972
D548,942 S	8/2007	Stryjak		
D563,655 S	3/2008	Matis et al.		
D563,657 S	3/2008	Matis et al.		
D587,890 S	3/2009	Yi		
D594,210 S *	6/2009	Banik	D2/969
D625,504 S	10/2010	Raysse		
D627,959 S	11/2010	Raysse		
D630,831 S	1/2011	Lane, III		
D636,575 S *	4/2011	Raysse	D2/969

* cited by examiner

Primary Examiner — Dominic Simone

(74) *Attorney, Agent, or Firm* — Marshall A. Lerner; Marvin H. Kleinberg; Kleinberg & Lerner, LLP

(57) **CLAIM**

The ornamental design for a shoe upper, as shown and described.

DESCRIPTION

FIG. 1 is a perspective view of a shoe upper embodying my new design.

FIG. 2 is a left side view thereof;

FIG. 3 is a right side view thereof;

FIG. 4 is a top plan view thereof;

FIG. 5 is a bottom plan view thereof;

FIG. 6 is a rear elevation view thereof; and,

FIG. 7 is a front elevation view thereof.

Broken lines showing the remainder of the shoe in the figures are for illustrative purposes only and form no part of the claimed invention.

1 Claim, 6 Drawing Sheets

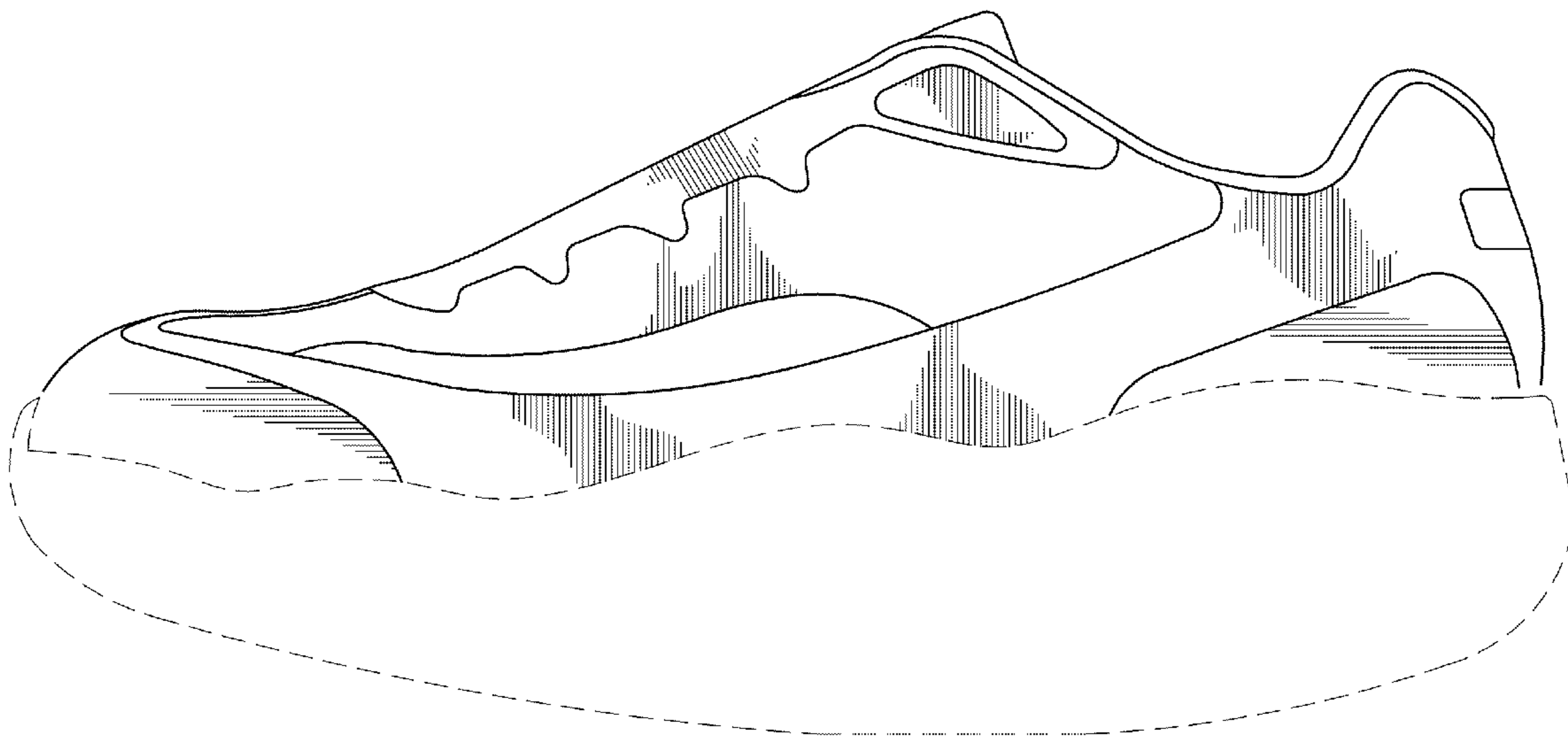


FIG. 1

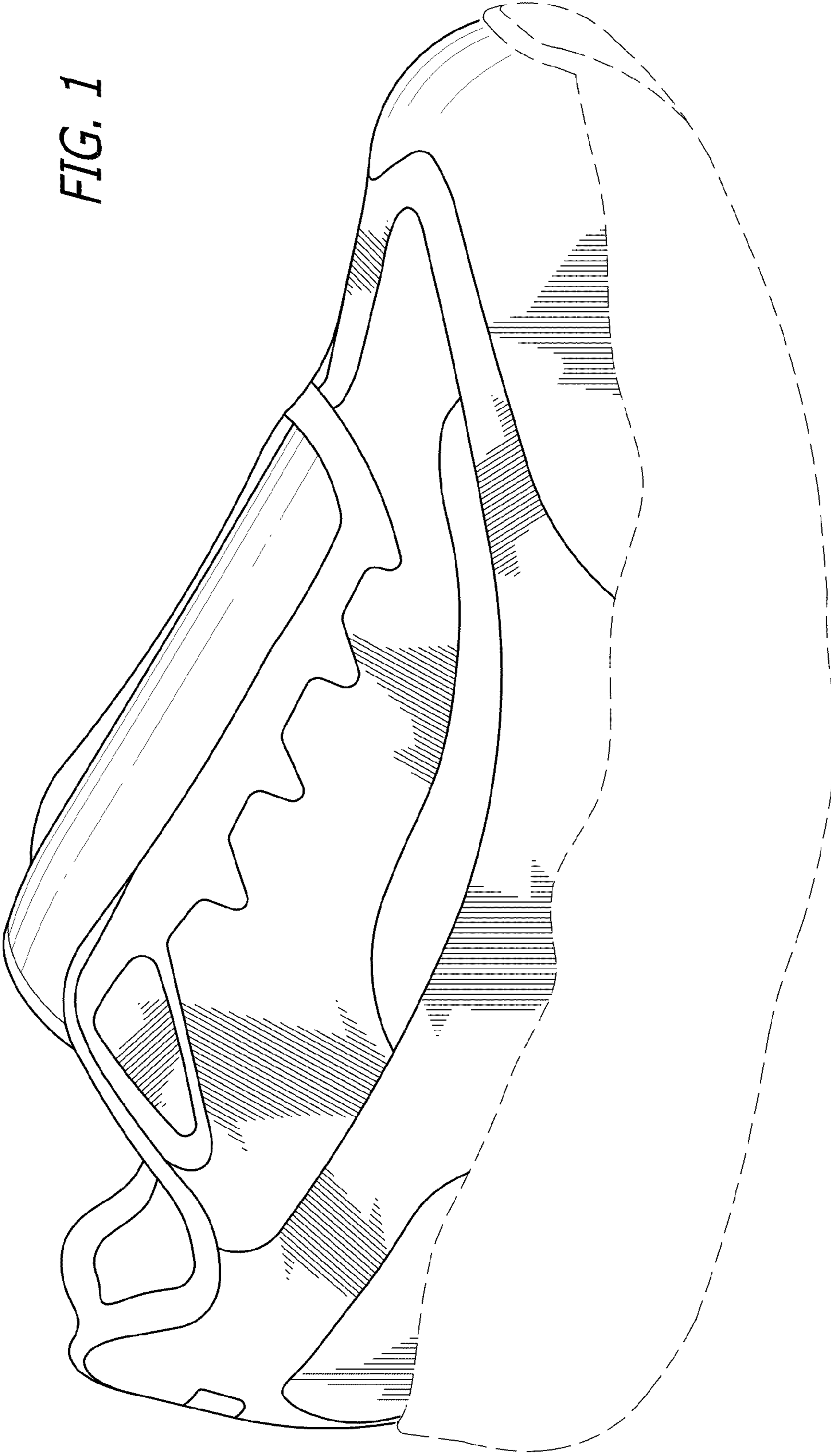




FIG. 2



FIG. 3

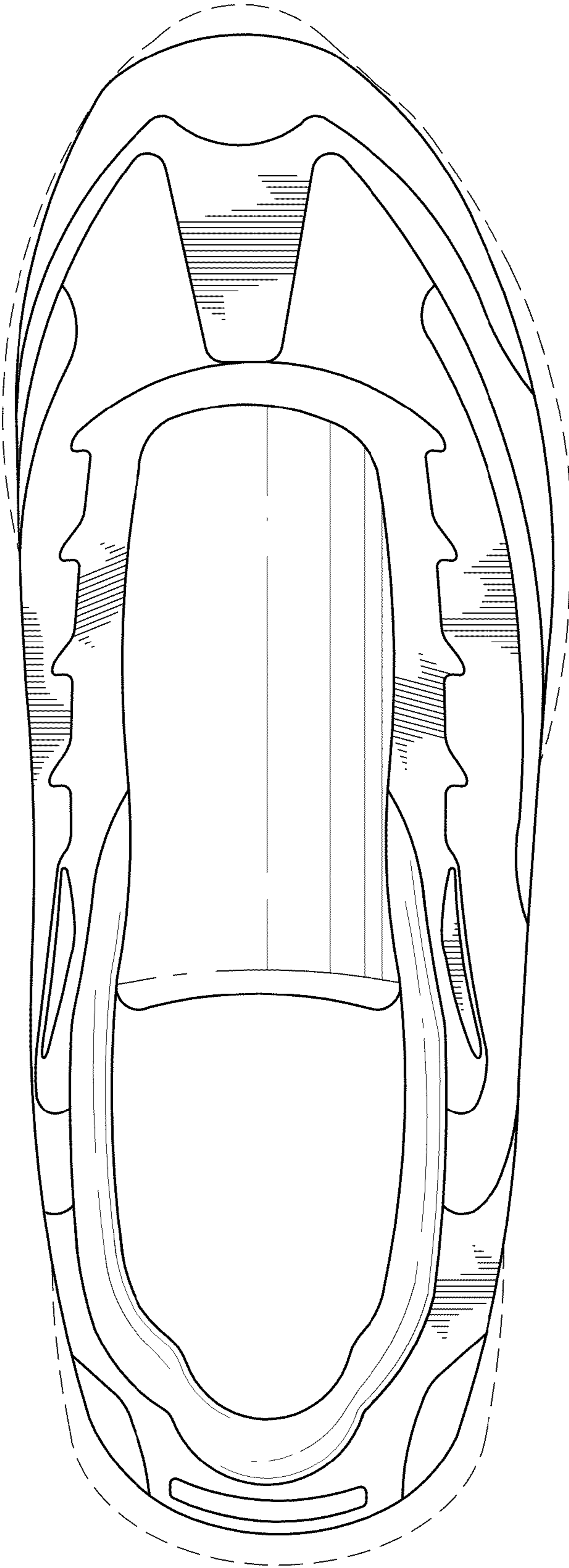
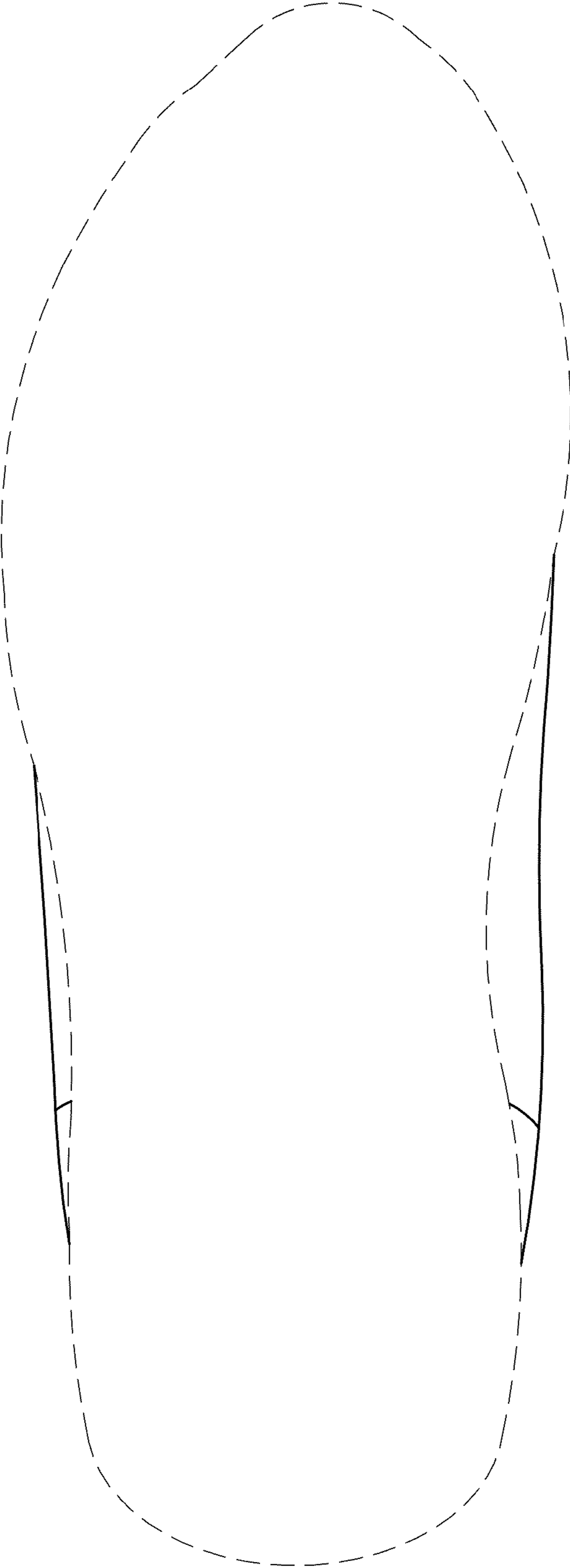


FIG. 4

FIG. 5



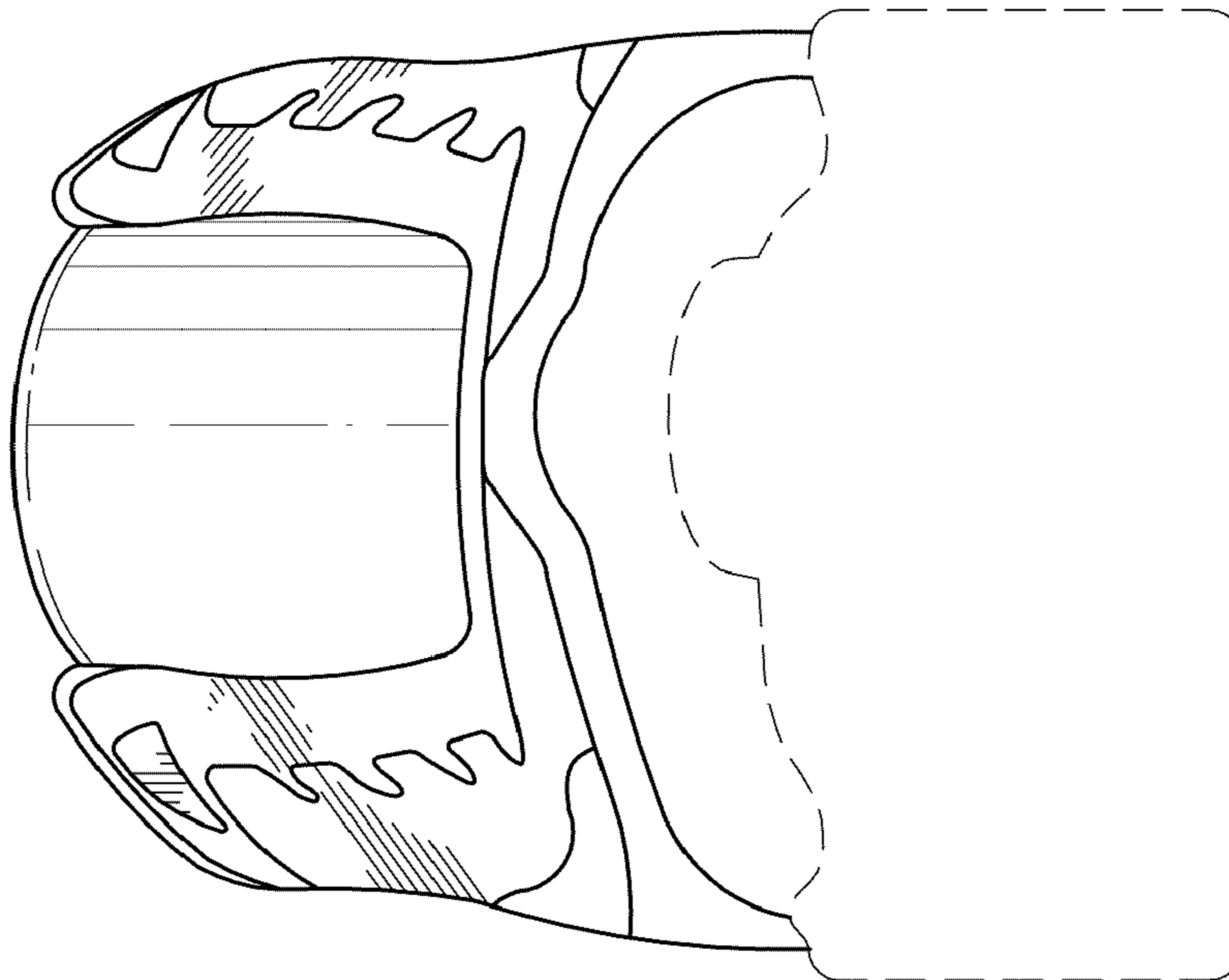


FIG. 7

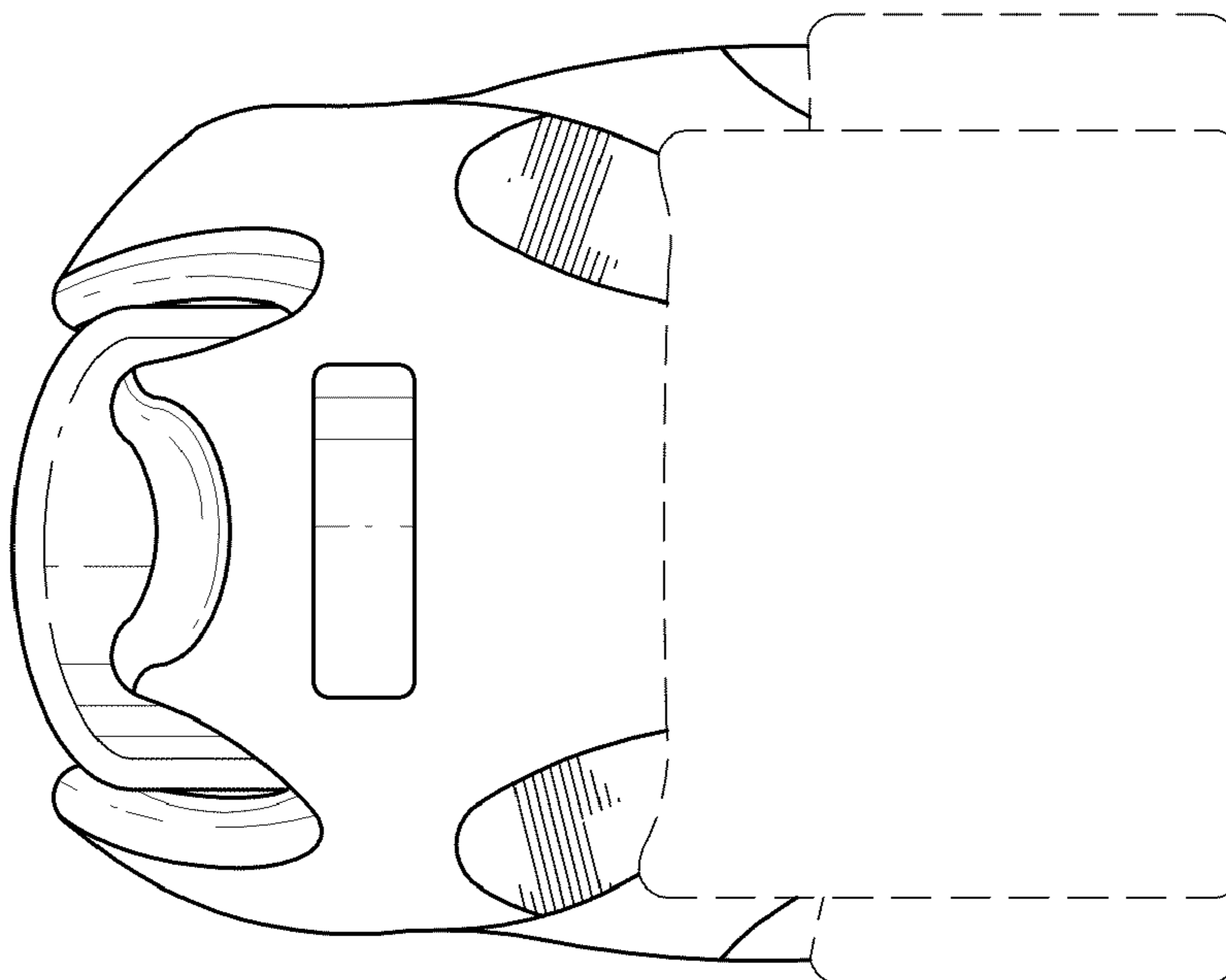


FIG. 6