



US00D644013S

(12) **United States Design Patent**  
**Yi et al.**

(10) **Patent No.:** **US D644,013 S**

(45) **Date of Patent:** **\*\* Aug. 30, 2011**

(54) **SHOE UPPER**

(75) Inventors: **Lisa Yi**, New York City, NY (US); **David Raysse**, Los Angeles, CA (US)

(73) Assignee: **SKECHERS U.S.A., Inc. II**, Manhattan Beach, CA (US)

(\*\*) Term: **14 Years**

(21) Appl. No.: **29/390,635**

(22) Filed: **Apr. 27, 2011**

(51) **LOC (9) Cl.** ..... **02-99**

(52) **U.S. Cl.** ..... **D2/969**

(58) **Field of Classification Search** ..... D2/896,

D2/902, 906-908, 943, 944, 969, 972-974;  
36/45-49, 50.1, 77 M, 77 R, 83, 88, 113,  
36/114, 126-131

See application file for complete search history.

(56) **References Cited**

U.S. PATENT DOCUMENTS

D47,238 S *	4/1915	Miller	.....	D2/907
D198,157 S *	5/1964	Doss	.....	D2/906
D413,719 S *	9/1999	Fogg	.....	D2/972
D440,393 S	4/2001	Mervar		
D440,752 S *	4/2001	Clegg	.....	D2/972
D446,640 S	8/2001	Estey		
D447,620 S	9/2001	Matis et al.		
D447,860 S	9/2001	Matis et al.		
D461,304 S	8/2002	Clegg		
D475,521 S	6/2003	Clegg		
D475,523 S *	6/2003	McDowell	.....	D2/972
D487,337 S	3/2004	Rogers		
D495,868 S	9/2004	McDowell		
D501,984 S	2/2005	Allen		
D501,985 S	2/2005	Lee		
D511,616 S	11/2005	Fullum		
D512,825 S	12/2005	Nelson		
D517,794 S	3/2006	Shin		

D524,026 S	7/2006	McDowell		
D528,773 S	9/2006	Henderson		
D537,618 S	3/2007	Huthmaker		
D538,526 S	3/2007	Huthmaker		
D549,947 S	9/2007	Huthmaker		
D554,846 S	11/2007	Tetsuya		
D567,495 S *	4/2008	St. Louis	.....	D2/969
D571,993 S *	7/2008	Erickson	.....	D2/969
D571,998 S *	7/2008	Mermet	.....	D2/969
D572,454 S	7/2008	Dirsa		
D579,649 S	11/2008	McDowell		
D583,547 S	12/2008	Mermet		
D595,484 S	7/2009	Purdom et al.		
D609,452 S	2/2010	Smotrycz et al.		
D613,933 S	4/2010	Chang		
D624,743 S	10/2010	Raysse		
D636,579 S *	4/2011	Raysse	.....	D2/972

\* cited by examiner

*Primary Examiner* — Dominic Simone

(74) *Attorney, Agent, or Firm* — Marshall A. Lerner; Marvin H. Kleinberg; Kleinberg & Lerner, LLP

(57) **CLAIM**

The ornamental design for a shoe upper, as shown and described.

**DESCRIPTION**

FIG. 1 is a perspective view of a shoe upper embodying our new design.

FIG. 2 is a left side view thereof;

FIG. 3 is a right side view thereof;

FIG. 4 is a top plan view thereof;

FIG. 5 is a bottom plan view thereof;

FIG. 6 is a rear elevation view thereof; and,

FIG. 7 is a front elevation view thereof.

Broken lines showing the remainder of the shoe in the figures are for illustrative purposes only and form no part of the claimed invention.

**1 Claim, 6 Drawing Sheets**

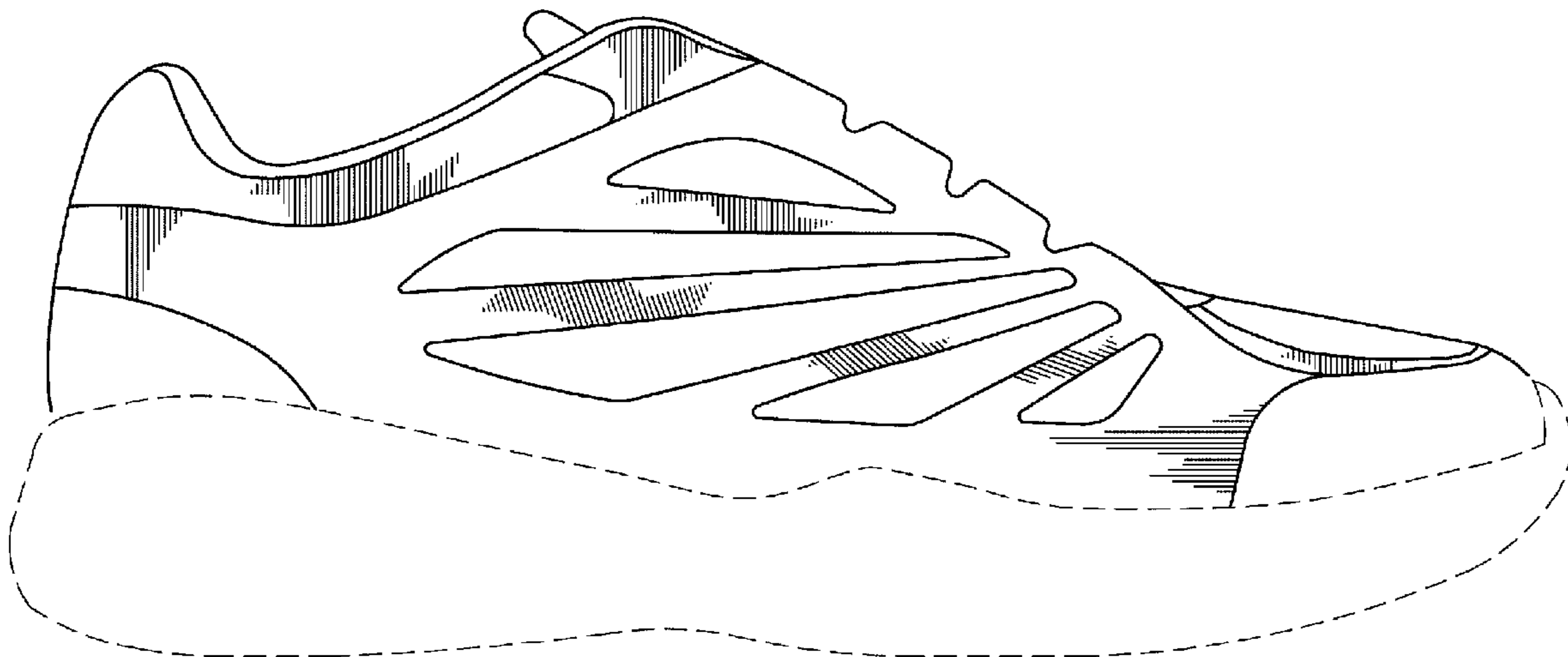


FIG. 1

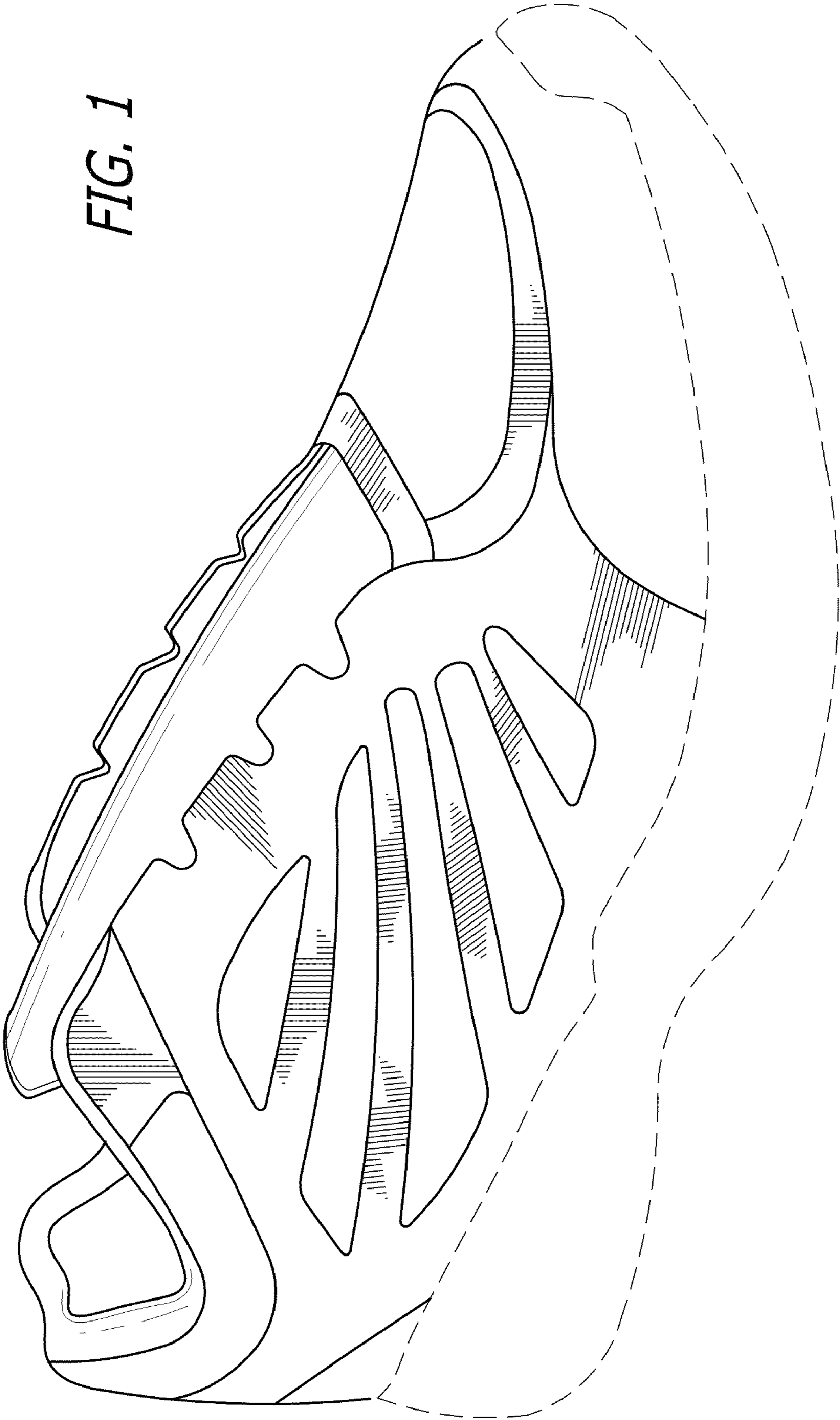
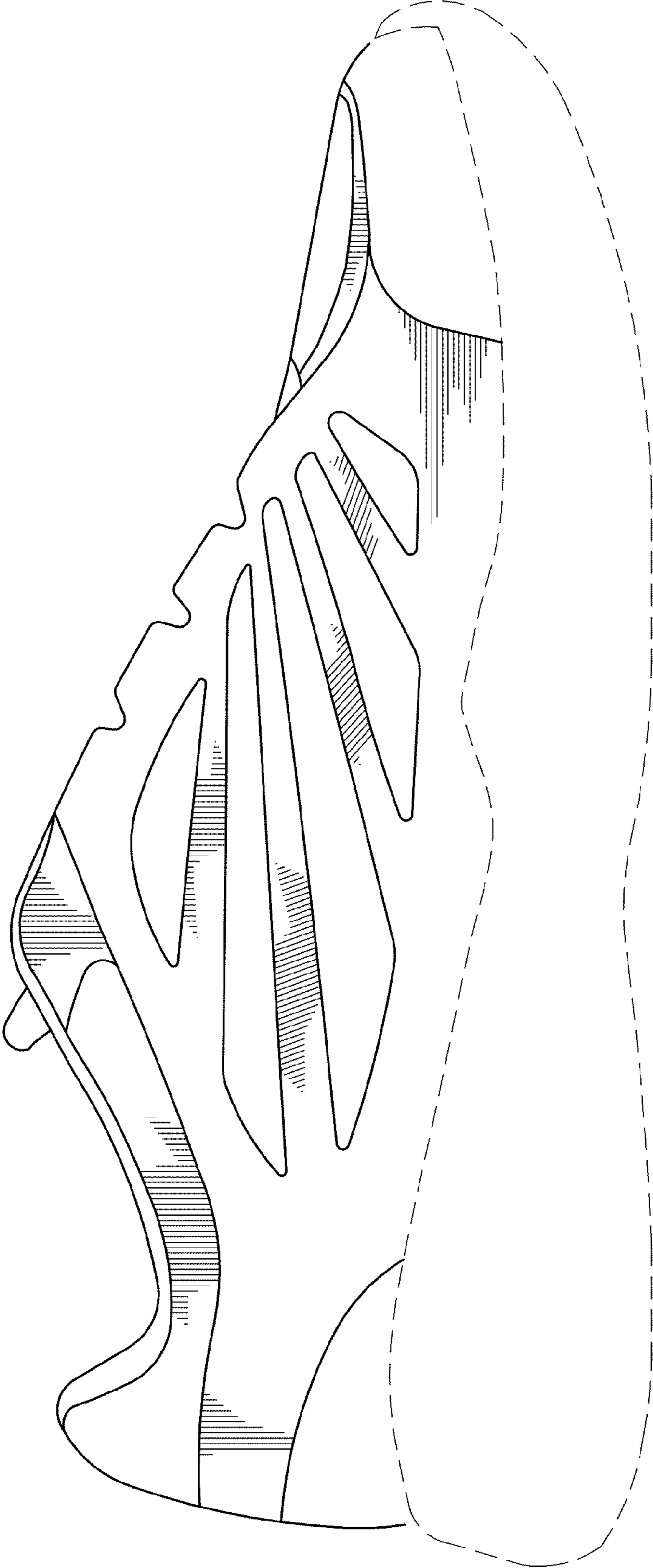


FIG. 2



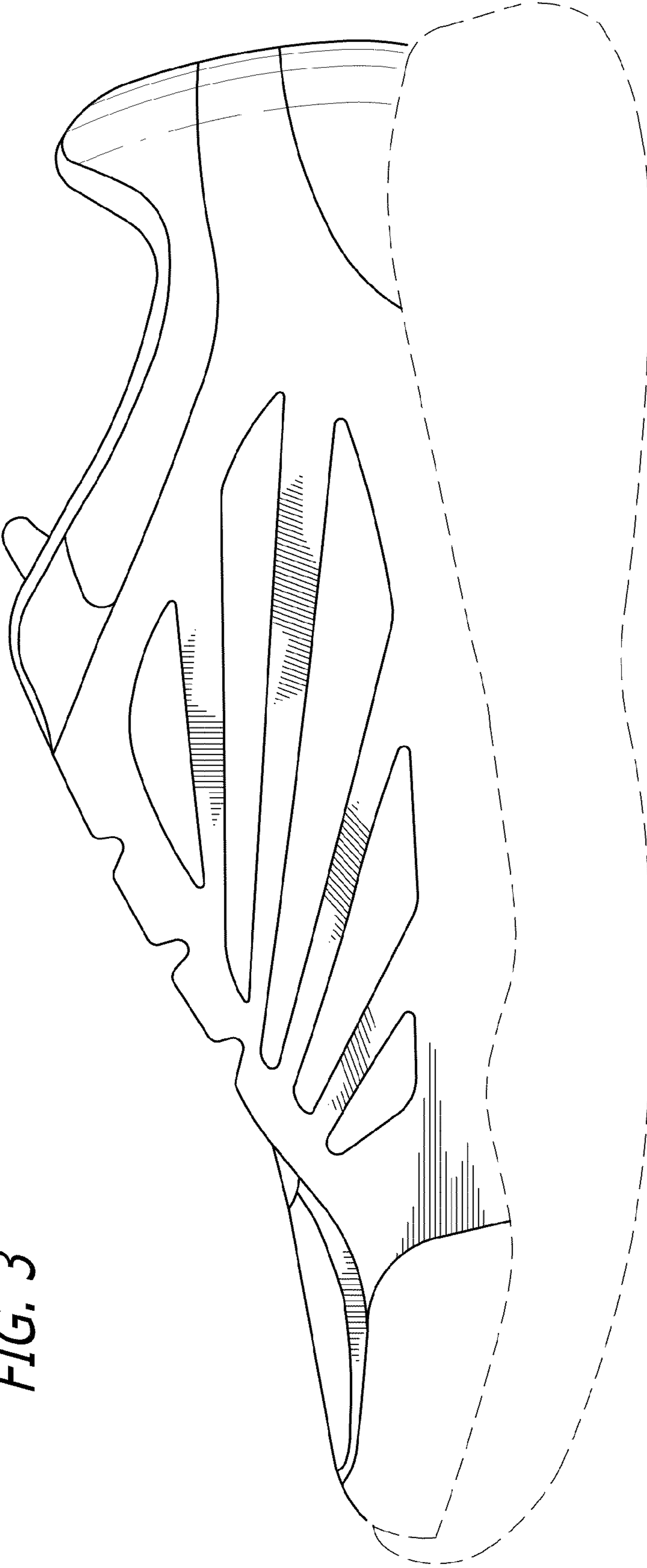


FIG. 3

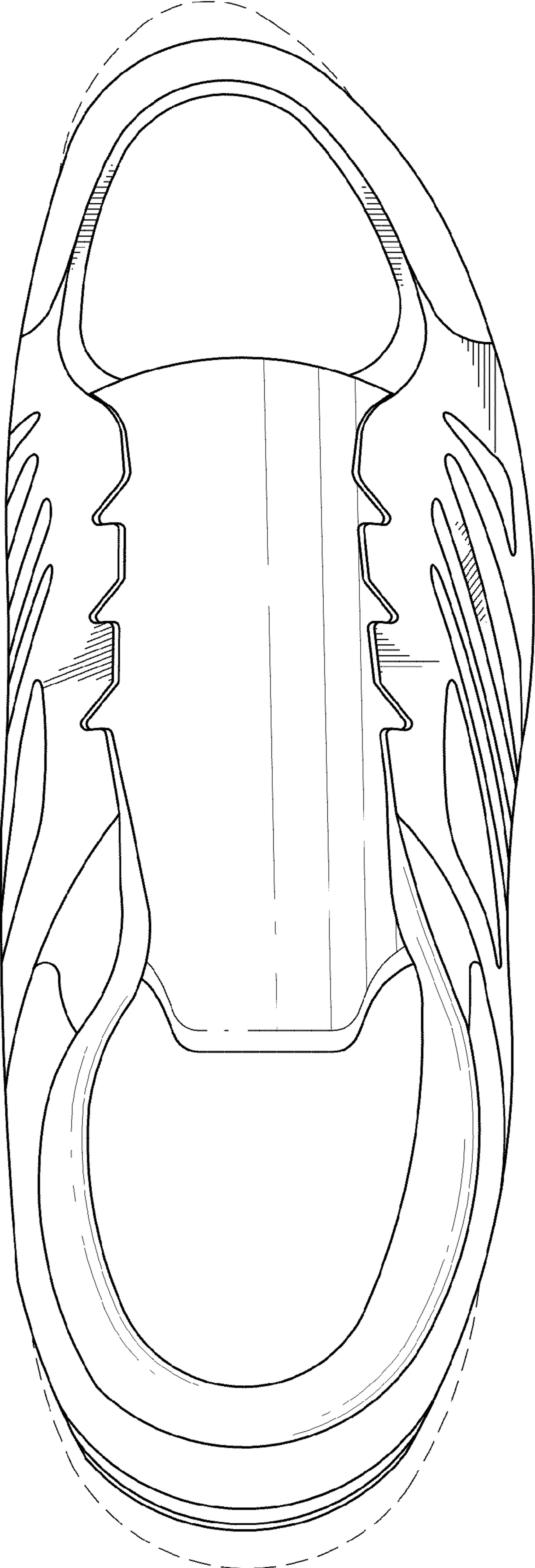


FIG. 4

FIG. 5

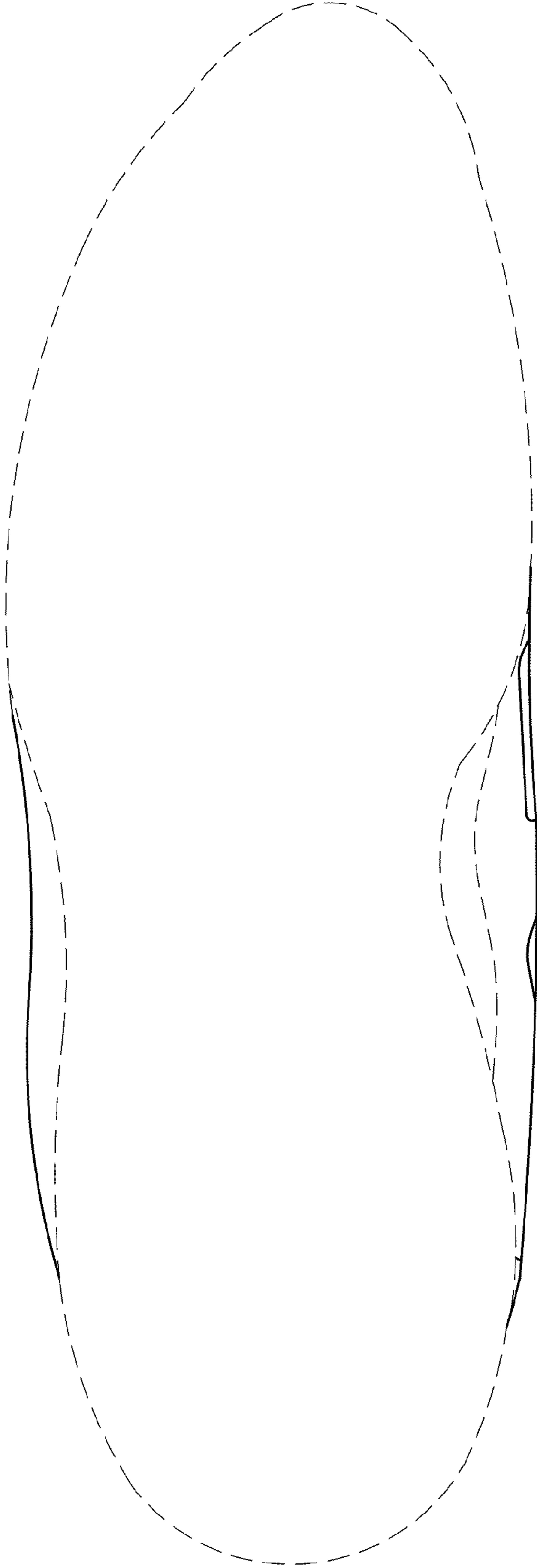


FIG. 7

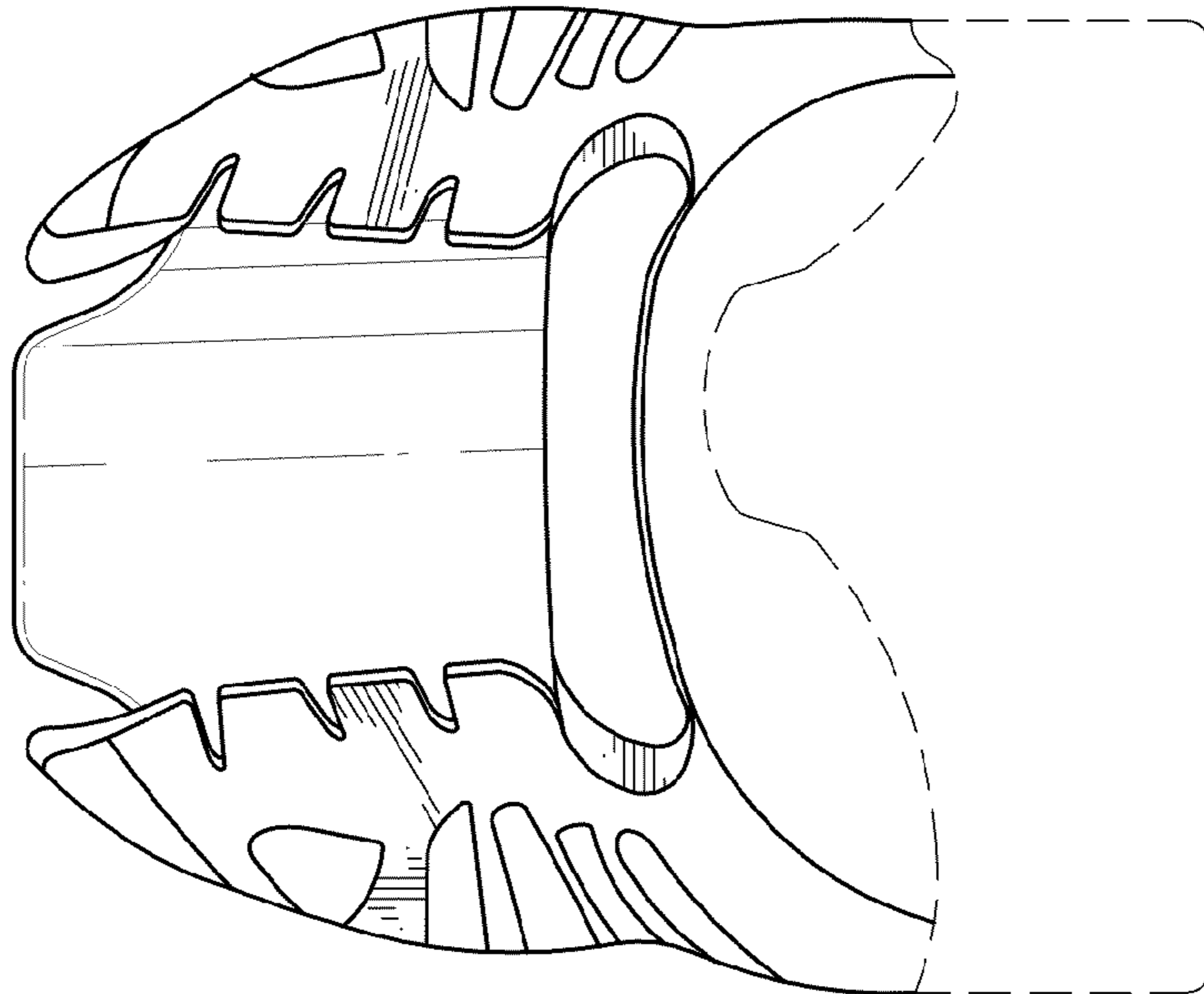


FIG. 6

