



US00D644007S

(12) **United States Design Patent**
Akhidime

(10) **Patent No.:** **US D644,007 S**

(45) **Date of Patent:** **** Aug. 30, 2011**

(54) **PERIPHERY OF AN OUTSOLE**

(75) Inventor: **Eval Akhidime**, Marina del Rey, CA
(US)

(73) Assignee: **SKECHERS U.S.A., Inc. II**, Manhattan
Beach, CA (US)

(**) Term: **14 Years**

(21) Appl. No.: **29/390,105**

(22) Filed: **Apr. 20, 2011**

(51) **LOC (9) Cl.** **02-99**

(52) **U.S. Cl.** **D2/946; D2/977**

(58) **Field of Classification Search** D2/896,
D2/902, 906, 908, 943, 944, 946, 947, 964,
D2/977; 36/25 R-25 A, 103

See application file for complete search history.

(56) **References Cited**

U.S. PATENT DOCUMENTS

D333,720 S	3/1993	Hatfield	
D343,044 S *	1/1994	Kilgore et al.	D2/977
D398,740 S	9/1998	Hewett	
D411,247 S	6/1999	Lavertue et al.	
D411,909 S	7/1999	Lavertue et al.	
D426,372 S	6/2000	Price	
D458,011 S	6/2002	Yang	
D485,673 S	1/2004	Smith	
D495,129 S	8/2004	Allen	
D496,523 S *	9/2004	Fuerst	D2/977
D512,817 S	12/2005	Ammon	
D516,785 S	3/2006	Lacorazza	
D516,786 S	3/2006	Besanceney, III	

D597,295 S	8/2009	Duffy	
D620,240 S *	7/2010	Akhidime	D2/946
D620,691 S *	8/2010	Akhidime	D2/946
D624,734 S *	10/2010	Akhidime	D2/946
D624,736 S *	10/2010	Akhidime	D2/946
D625,494 S *	10/2010	Nelson	D2/946
D626,316 S *	11/2010	Akhidime	D2/946
D635,339 S *	4/2011	Smith	D2/946
D636,567 S *	4/2011	Raysse	D2/946

* cited by examiner

Primary Examiner — Dominic Simone

(74) *Attorney, Agent, or Firm* — Marshall A. Lerner; Marvin
H. Kleinberg; Kleinberg & Lerner, LLP

(57) **CLAIM**

The ornamental design for a periphery of an outsole, as shown
and described.

DESCRIPTION

FIG. 1 is a perspective view of a periphery of an outsole
embodying my new design.

FIG. 2 is a left side view thereof;

FIG. 3 is a right side view thereof;

FIG. 4 is a top plan view thereof;

FIG. 5 is a bottom plan view thereof;

FIG. 6 is a rear elevation view thereof; and,

FIG. 7 is a front elevation view thereof.

Broken lines showing the remainder of the shoe in the figures
are for illustrative purposes only and form no part of the
claimed invention.

1 Claim, 6 Drawing Sheets

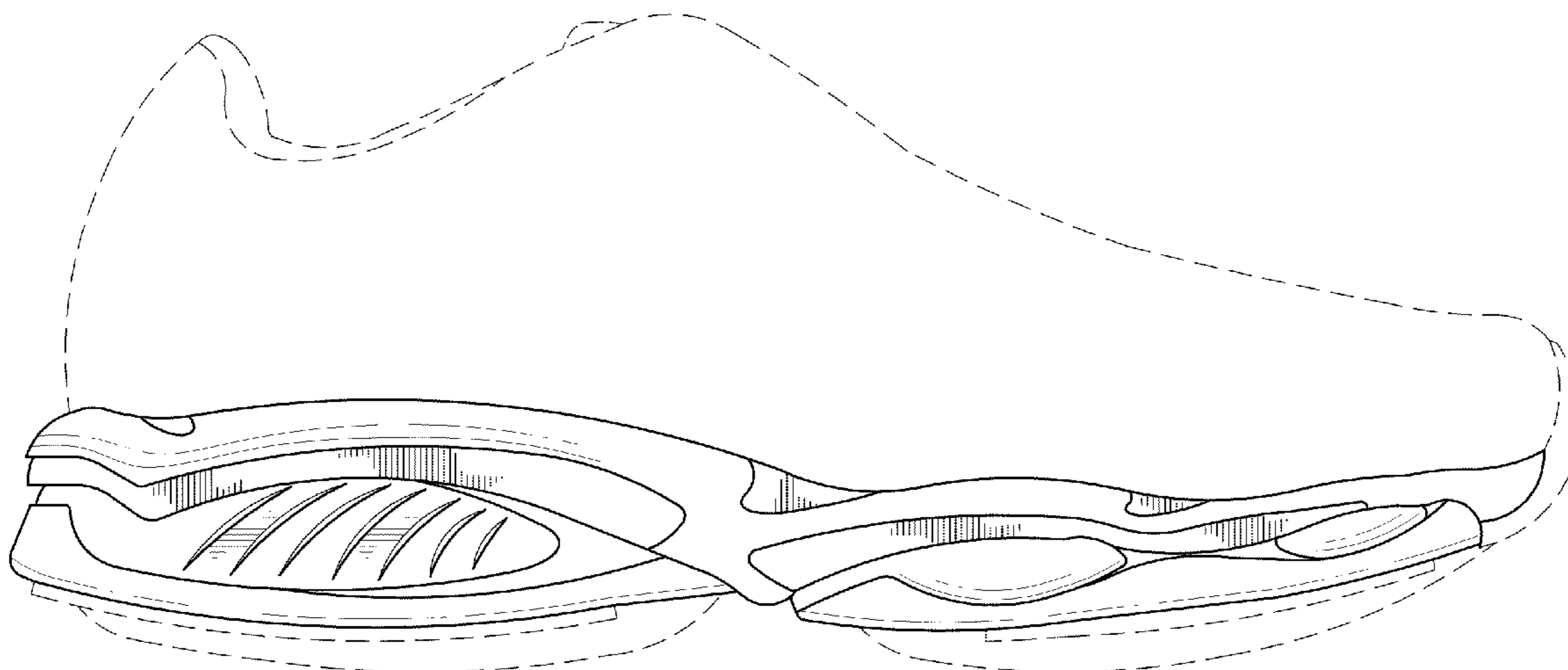
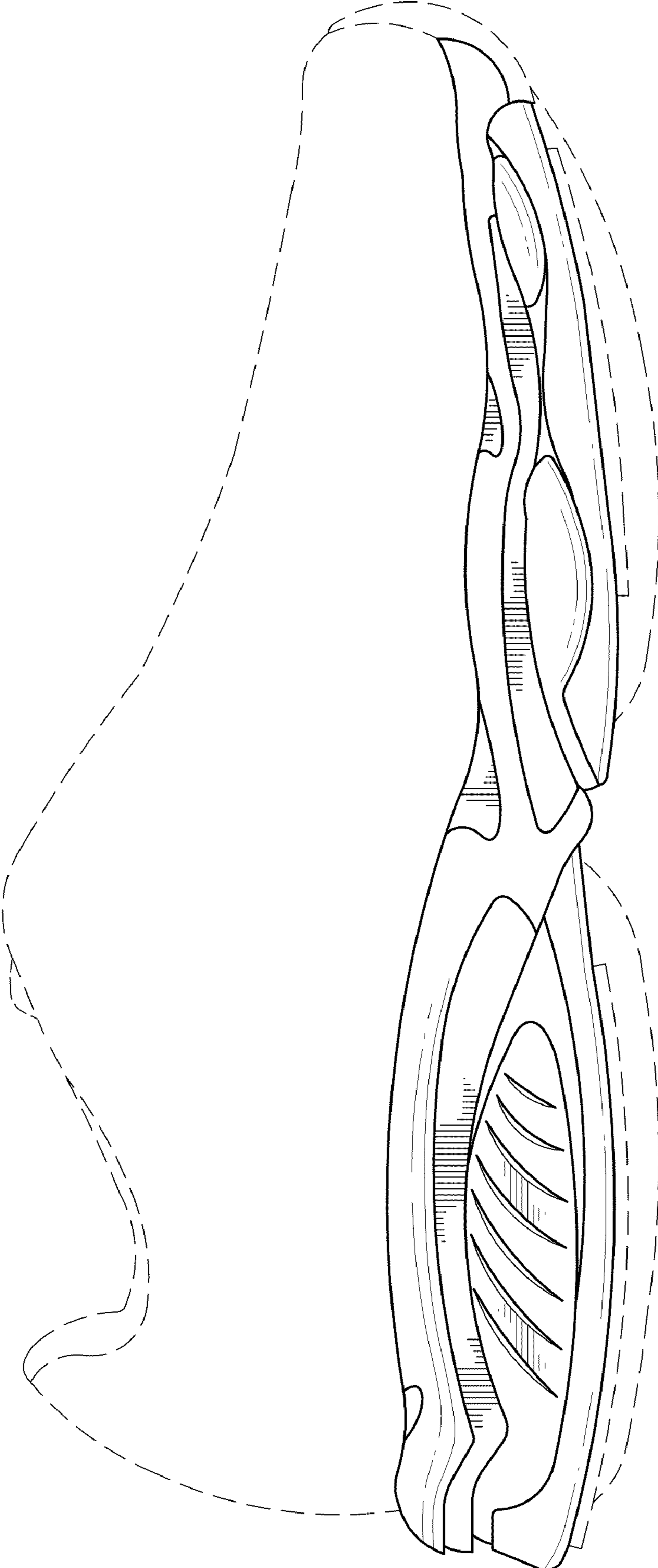


FIG. 1



FIG. 2



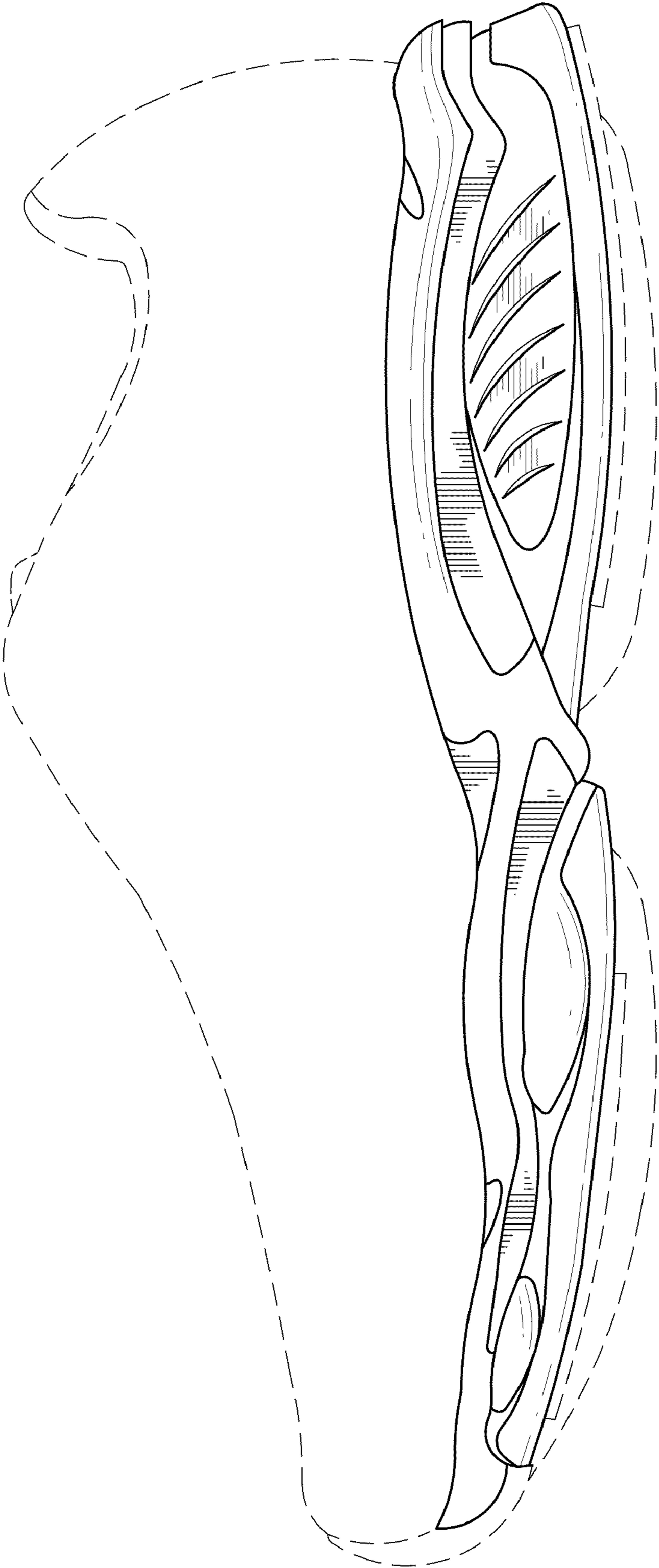
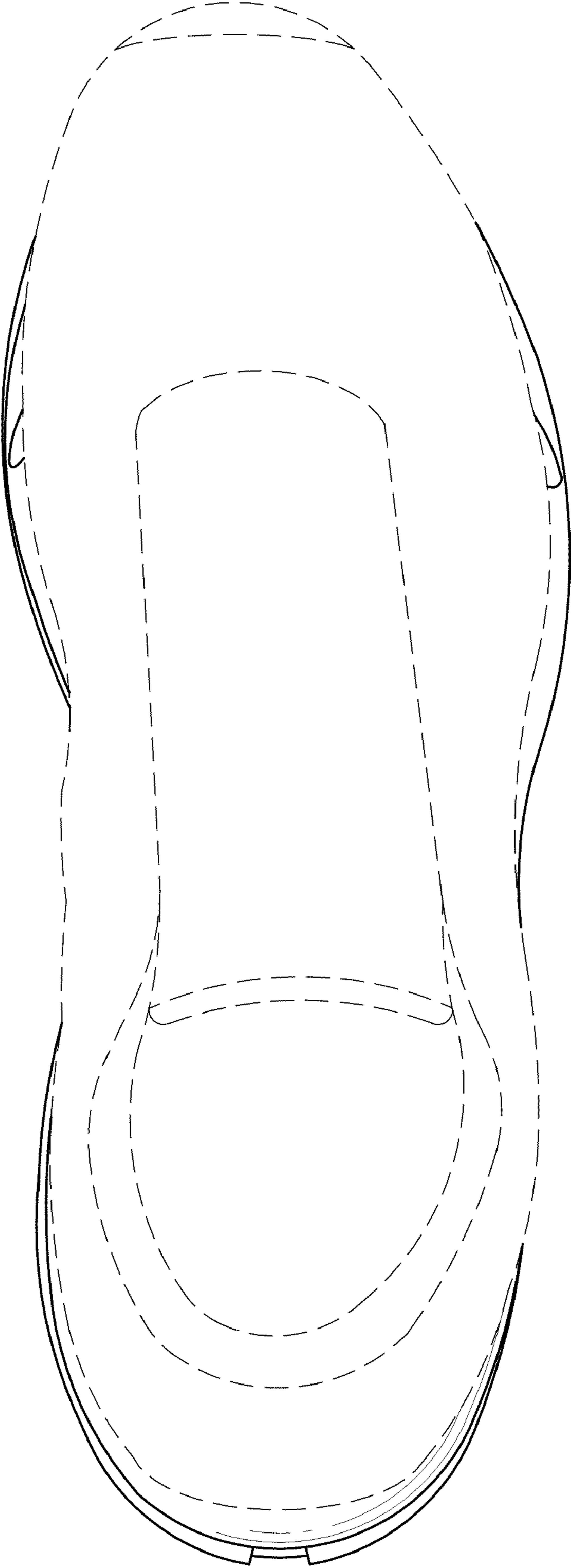


FIG. 3

FIG. 4



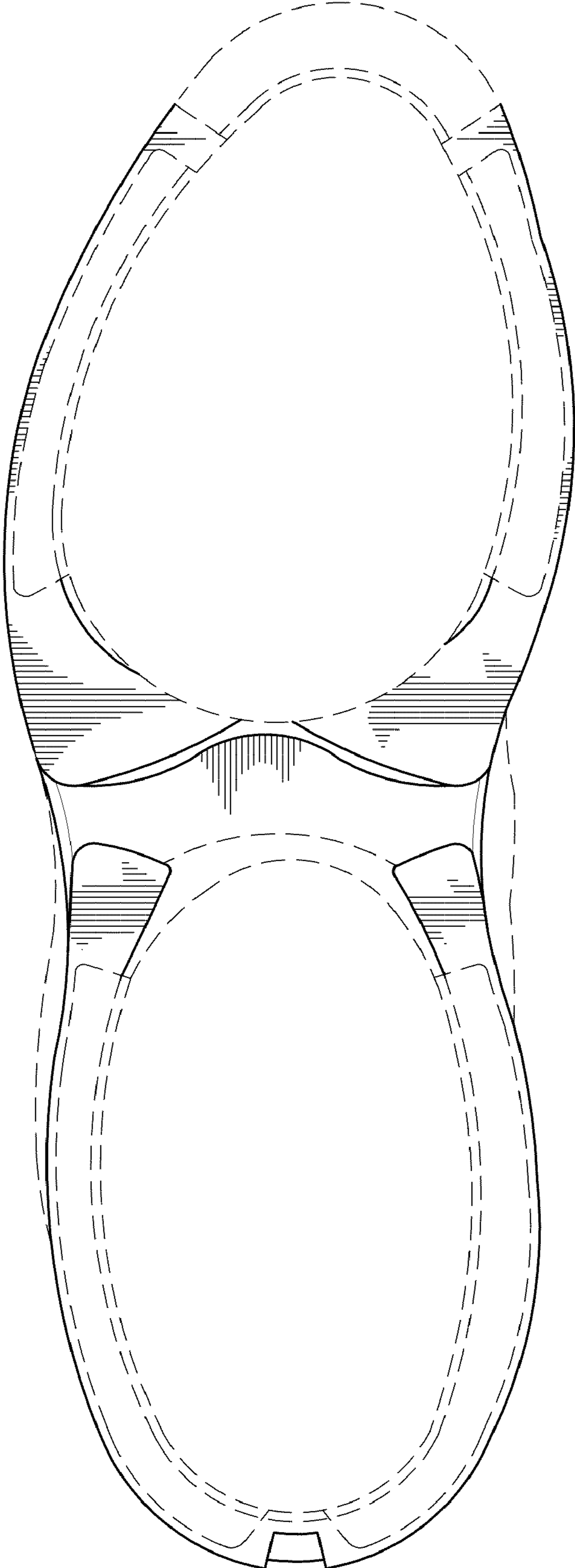


FIG. 5

FIG. 7

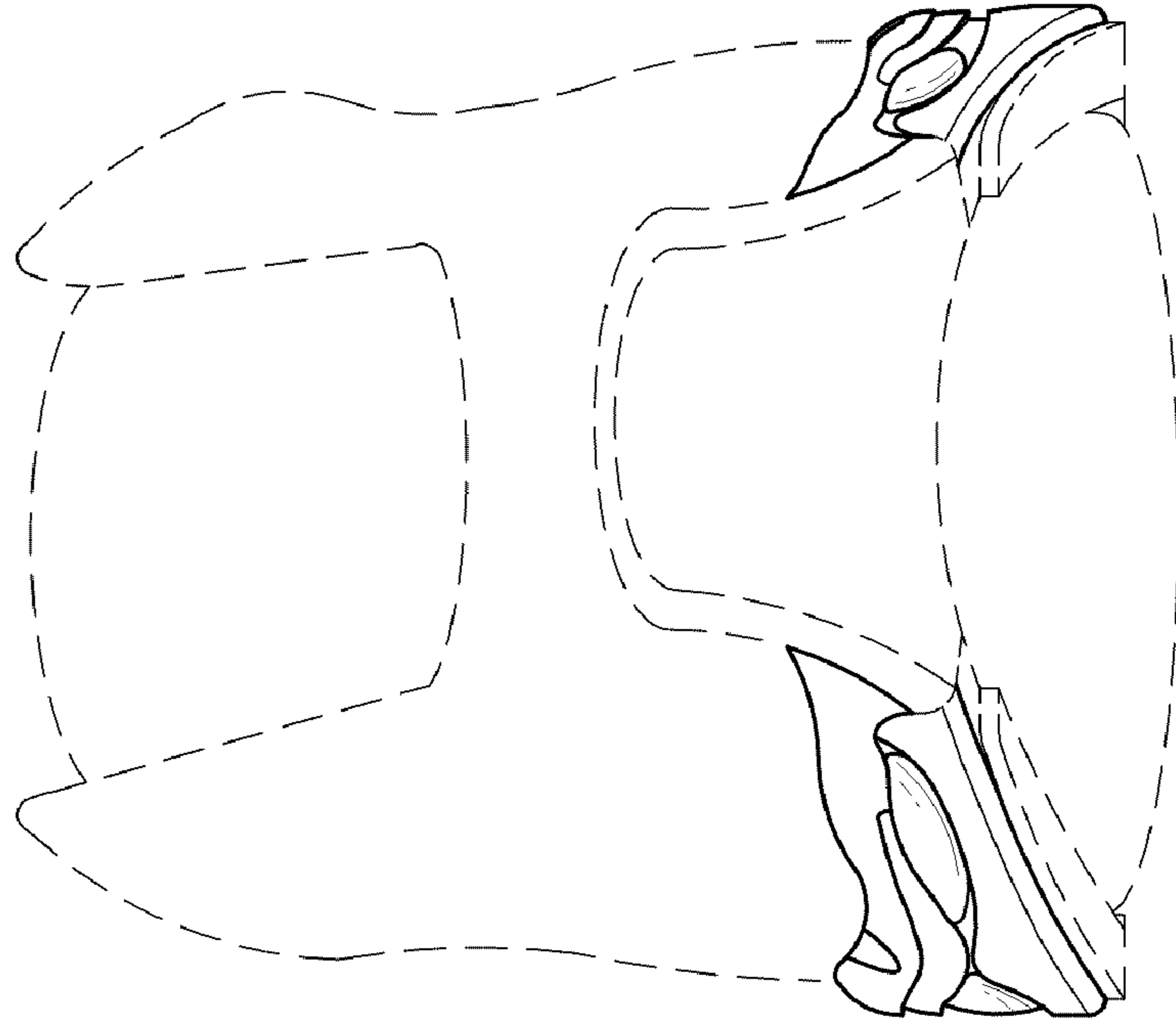


FIG. 6

