



US00D643996S

(12) **United States Design Patent**  
**Anderson et al.**

(10) **Patent No.:** **US D643,996 S**

(45) **Date of Patent:** **\*\* Aug. 30, 2011**

(54) **CONFECTION**

(75) Inventors: **Brent A. Anderson**, Lincoln Park, NJ (US); **Donald Lee Mills, Jr.**, Hackettstown, NJ (US)

(73) Assignee: **Mars, Incorporated**, McLean, VA (US)

(\*\*) Term: **14 Years**

(21) Appl. No.: **29/359,115**

(22) Filed: **Apr. 6, 2010**

(51) **LOC (9) Cl.** ..... **01-01**

(52) **U.S. Cl.** ..... **D1/107**

(58) **Field of Classification Search** ..... D1/100-199;  
D30/160; D24/102, 103; D25/119-135;  
119/706-711; 426/2, 89, 92, 104, 635, 805;  
D6/588, 598; D7/628; D11/50, 133-134;  
D20/14, 24, 30; D22/131

See application file for complete search history.

(56) **References Cited**

**U.S. PATENT DOCUMENTS**

D157,621 S *	3/1950	Palmer	.....	D1/110
D187,838 S *	5/1960	Storz et al.	.....	D1/110
D236,439 S *	8/1975	Gottsegen	.....	D9/613
D264,390 S *	5/1982	Long et al.	.....	D1/108
D288,705 S *	3/1987	Shaffer et al.	.....	D21/655
D355,592 S *	2/1995	Weder et al.	.....	D9/613
D550,926 S *	9/2007	Risko et al.	.....	D1/110
D624,453 S *	9/2010	Garrison	.....	D11/127

**FOREIGN PATENT DOCUMENTS**

GB 001605205-0002 \* 8/2009

\* cited by examiner

*Primary Examiner* — Cathron C. Brooks

*Assistant Examiner* — Barbara Fox

(74) *Attorney, Agent, or Firm* — Arent Fox LLP

(57) **CLAIM**

The ornamental design for a confection, as shown and described.

**DESCRIPTION**

FIG. 1 is a perspective view of a first embodiment of a confection showing our new design;  
 FIG. 2 is a front view of the design shown in FIG. 1;  
 FIG. 3 is a rear view of the design shown in FIG. 1;  
 FIG. 4 is a left side view of the design shown in FIG. 1;  
 FIG. 5 is a right side view of the design shown in FIG. 1;  
 FIG. 6 is a top view of the design shown in FIG. 1;  
 FIG. 7 is a bottom view of the design shown in FIG. 1;  
 FIG. 8 is a perspective view of a second embodiment of a confection showing our new design;  
 FIG. 9 is a front view of the design shown in FIG. 1, the rear view being identical to the image show in FIG. 3;  
 FIG. 10 is a left side view of the design shown in FIG. 1;  
 FIG. 11 is a right side view of the design shown in FIG. 1; and,  
 FIG. 12 is a bottom view of the design shown in FIG. 1, the top view being identical to the image shown in FIG. 6.  
 The broken lines shown in the drawings are for the purpose of illustrating unclaimed portions of the confection and form no part of the claimed design.

**1 Claim, 12 Drawing Sheets**



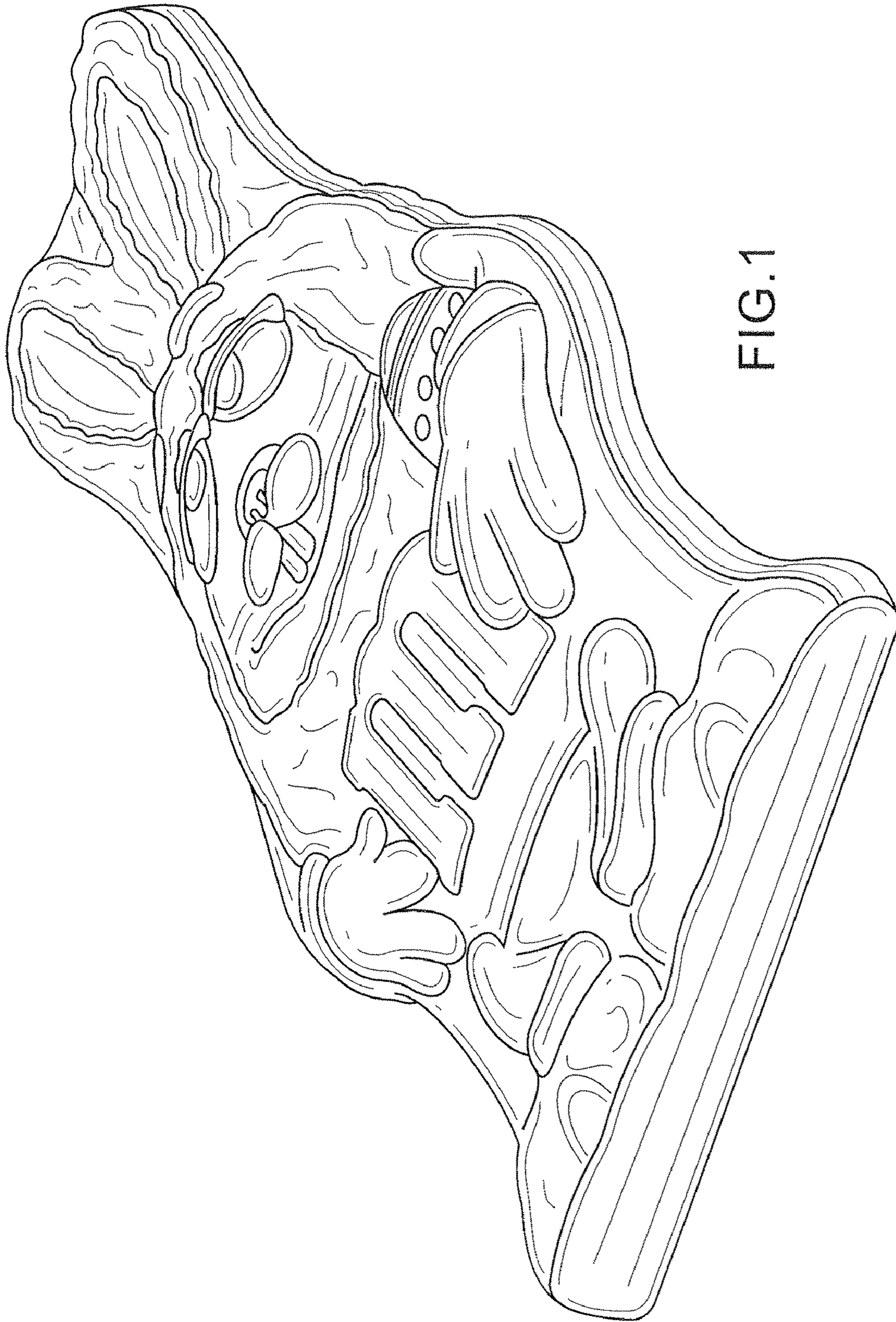


FIG. 1




FIG.2

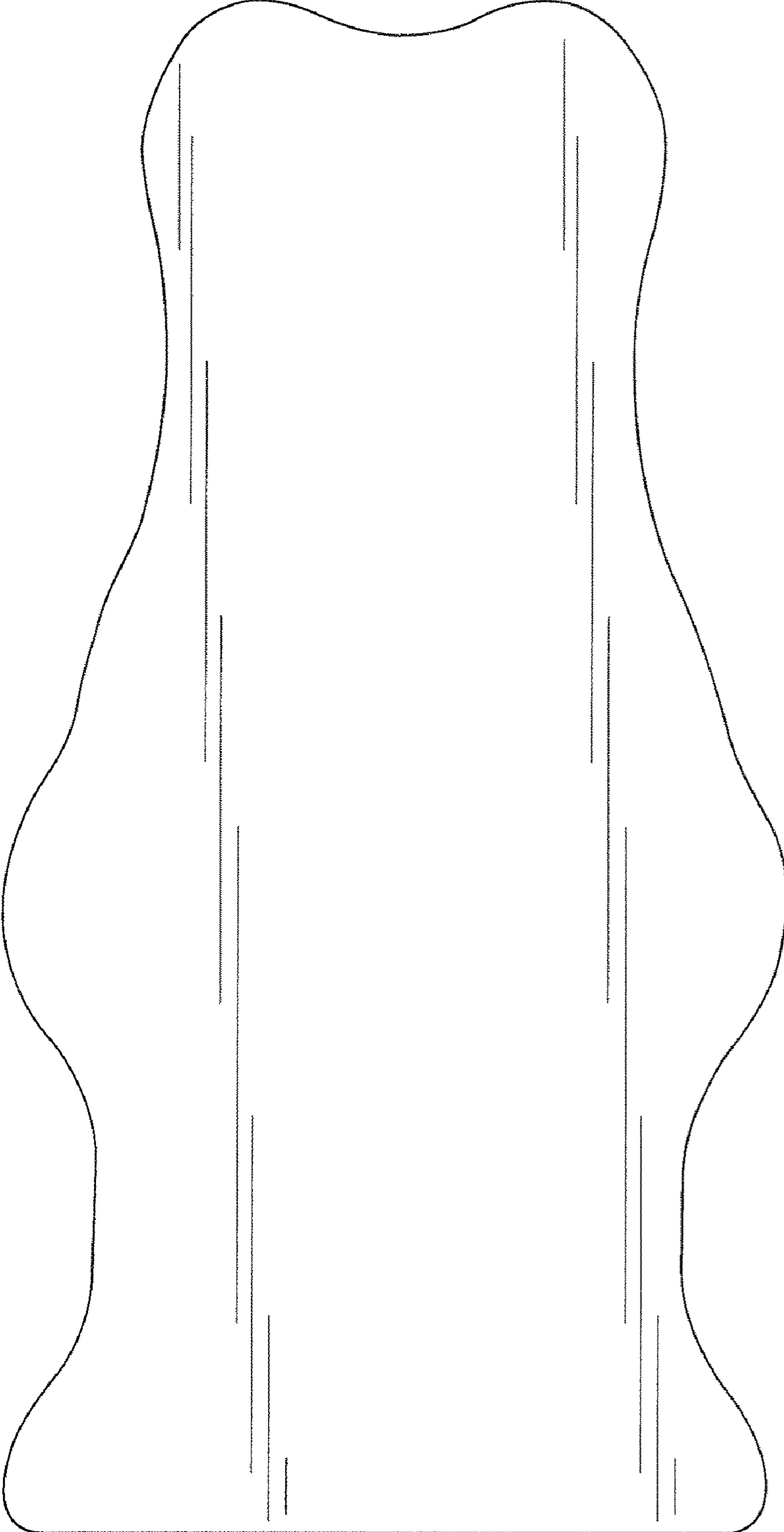


FIG.3



FIG.4




FIG.5




FIG.6




FIG. 7



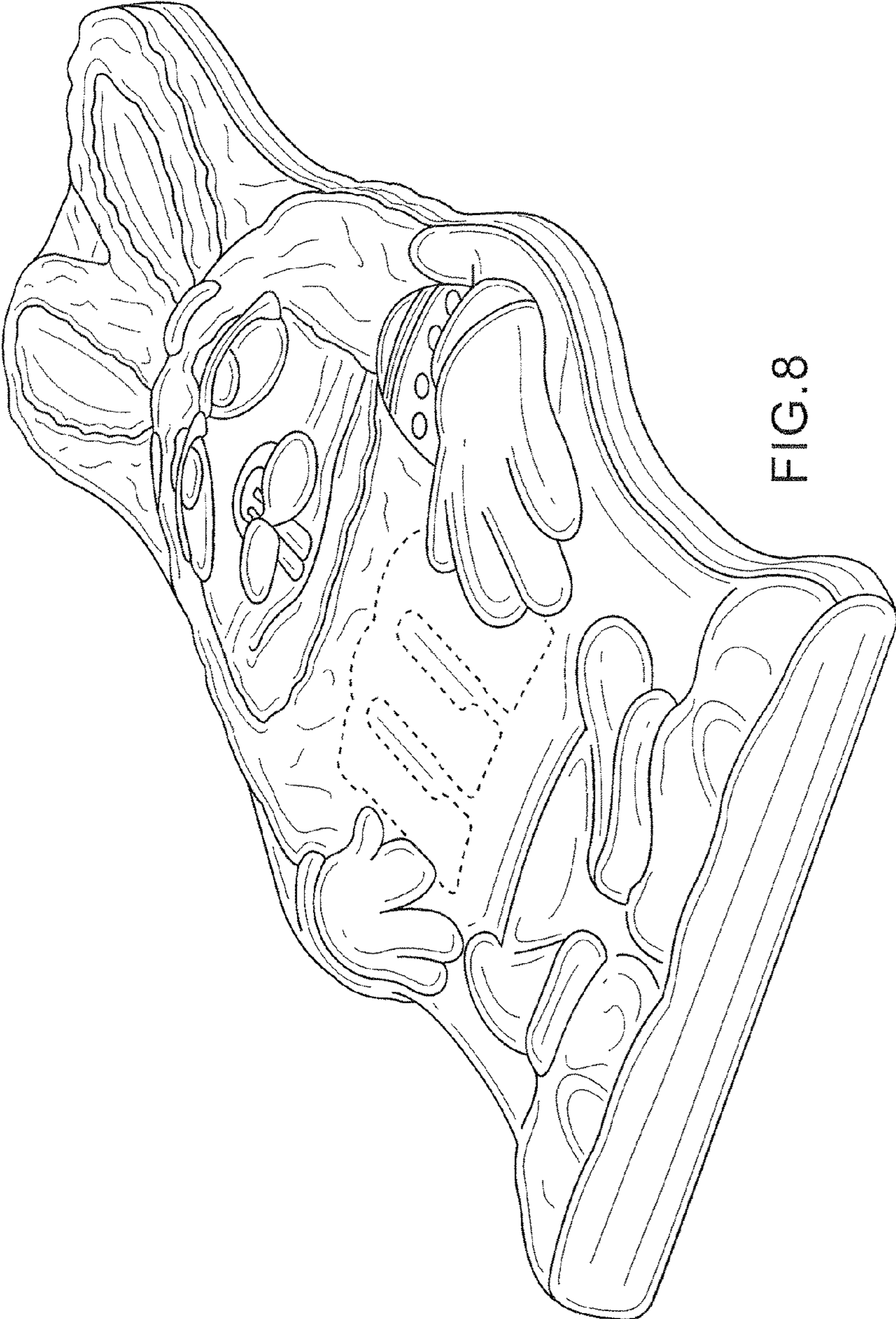


FIG. 8




FIG.9



FIG. 10




FIG. 11

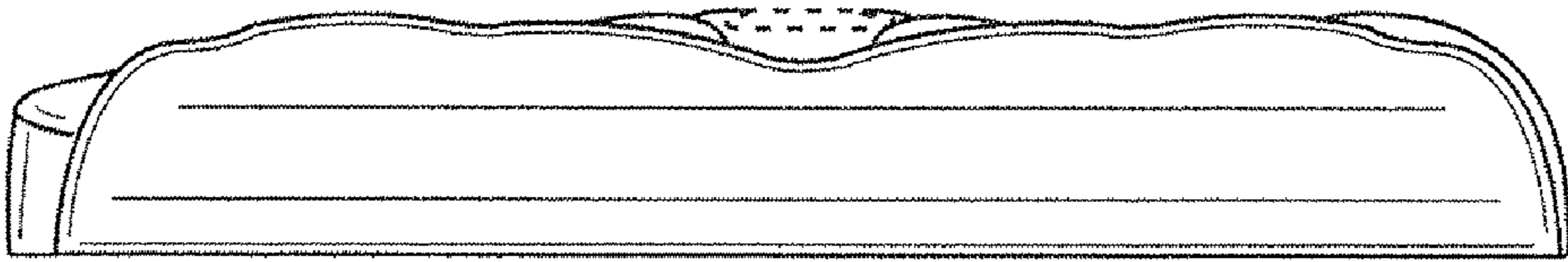


FIG.12