



US00D643987S

(12) **United States Design Patent**
Soto et al.

(10) **Patent No.:** **US D643,987 S**

(45) **Date of Patent:** **** Aug. 23, 2011**

(54) **LITTER RECEPTACLE**

(75) Inventors: **Alvaro Soto**, Oakland Gardens, NY
(US); **Alexander Lamis**, New York, NY
(US); **Michael A. Weber**, Brooklyn, NY
(US); **Nathaniel Pearson**, Brooklyn, NY
(US)

(73) Assignee: **Landscape Forms, Inc.**, Kalamazoo, MI
(US)

(**) Term: **14 Years**

(21) Appl. No.: **29/381,674**

(22) Filed: **Dec. 22, 2010**

(51) **LOC (9) Cl.** **09-09**

(52) **U.S. Cl.** **D34/1**

(58) **Field of Classification Search** D34/1-11;
220/908, 908.1, 909, 910, 911
See application file for complete search history.

(56) **References Cited**

U.S. PATENT DOCUMENTS

D41,925 S *	11/1911	Kolek	D34/2
D315,625 S *	3/1991	Hallinan et al.	D34/1
D450,166 S *	11/2001	Skalka	D34/1
D457,703 S *	5/2002	Tolar	D34/7
D460,592 S *	7/2002	Skalka	D34/1
D460,593 S *	7/2002	Skalka	D34/1

D461,939 S *	8/2002	Skalka	D34/1
D480,856 S *	10/2003	Hardy et al.	D34/7
D488,901 S *	4/2004	Skalka	D34/7
D547,019 S *	7/2007	Weiss	D34/7
D627,533 S *	11/2010	Yang et al.	D34/7

OTHER PUBLICATIONS

<http://www.VictorStanley.com>, Model SD-42, Ironsites Series, 2010.

* cited by examiner

Primary Examiner — Cynthia Ramirez

(74) *Attorney, Agent, or Firm* — Heslin Rothenberg Farley & Mesiti P.C.

(57) **CLAIM**

The ornamental design for the litter receptacle, as shown and described.

DESCRIPTION

This application is related to commonly assigned, concurrently filed application Ser. No. 29/381,673.

FIG. 1 is an isometric view of the litter receptacle of the present design;

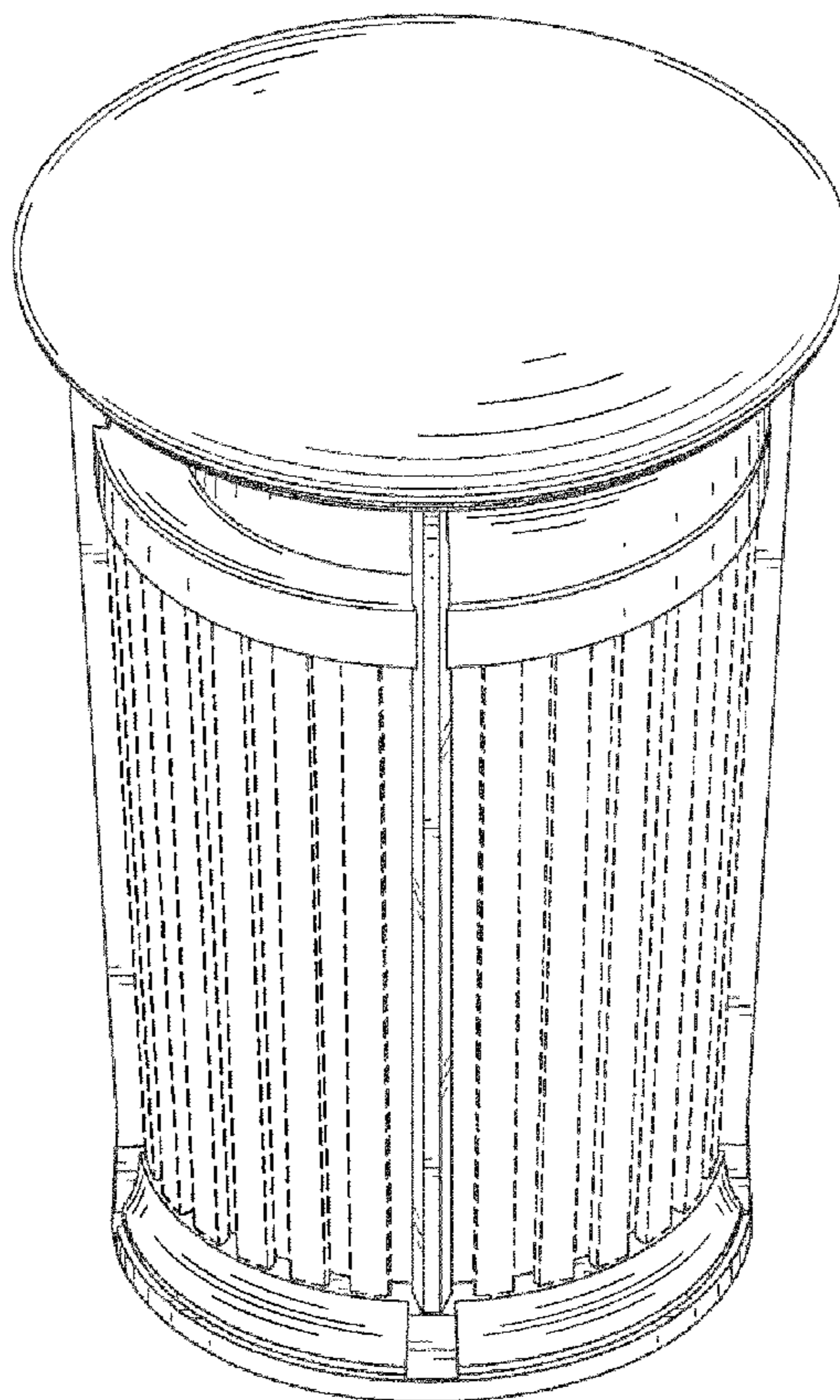
FIG. 2 is a front elevation view thereof, the rear elevation view being identical thereto;

FIG. 3 is a right side elevation view thereof, the left side elevation view being identical thereto; and,

FIG. 4 is a top plan view thereof.

The broken lines in the figures are for illustrative purposes only and form no part of the claimed design.

1 Claim, 4 Drawing Sheets



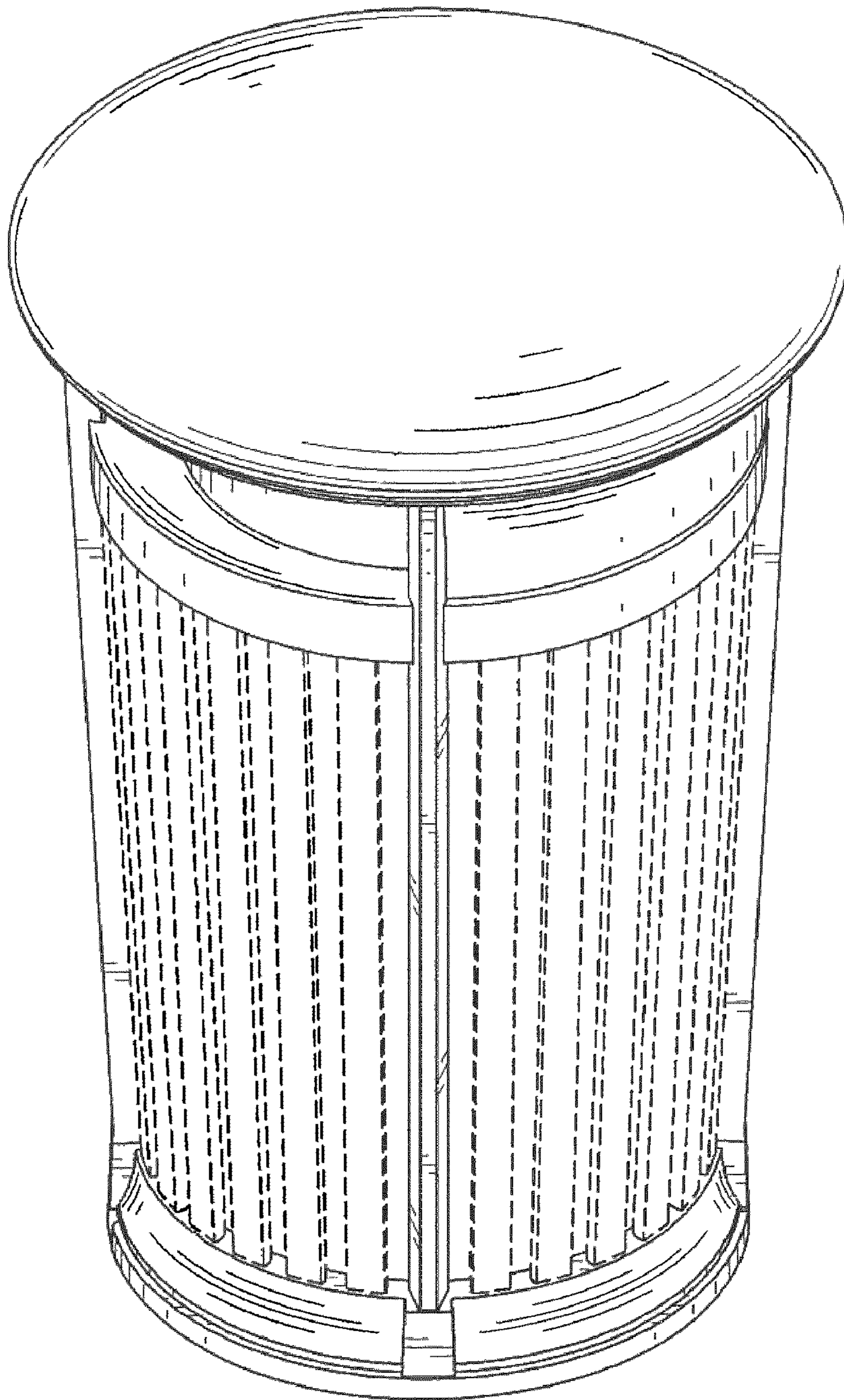


FIG. 1

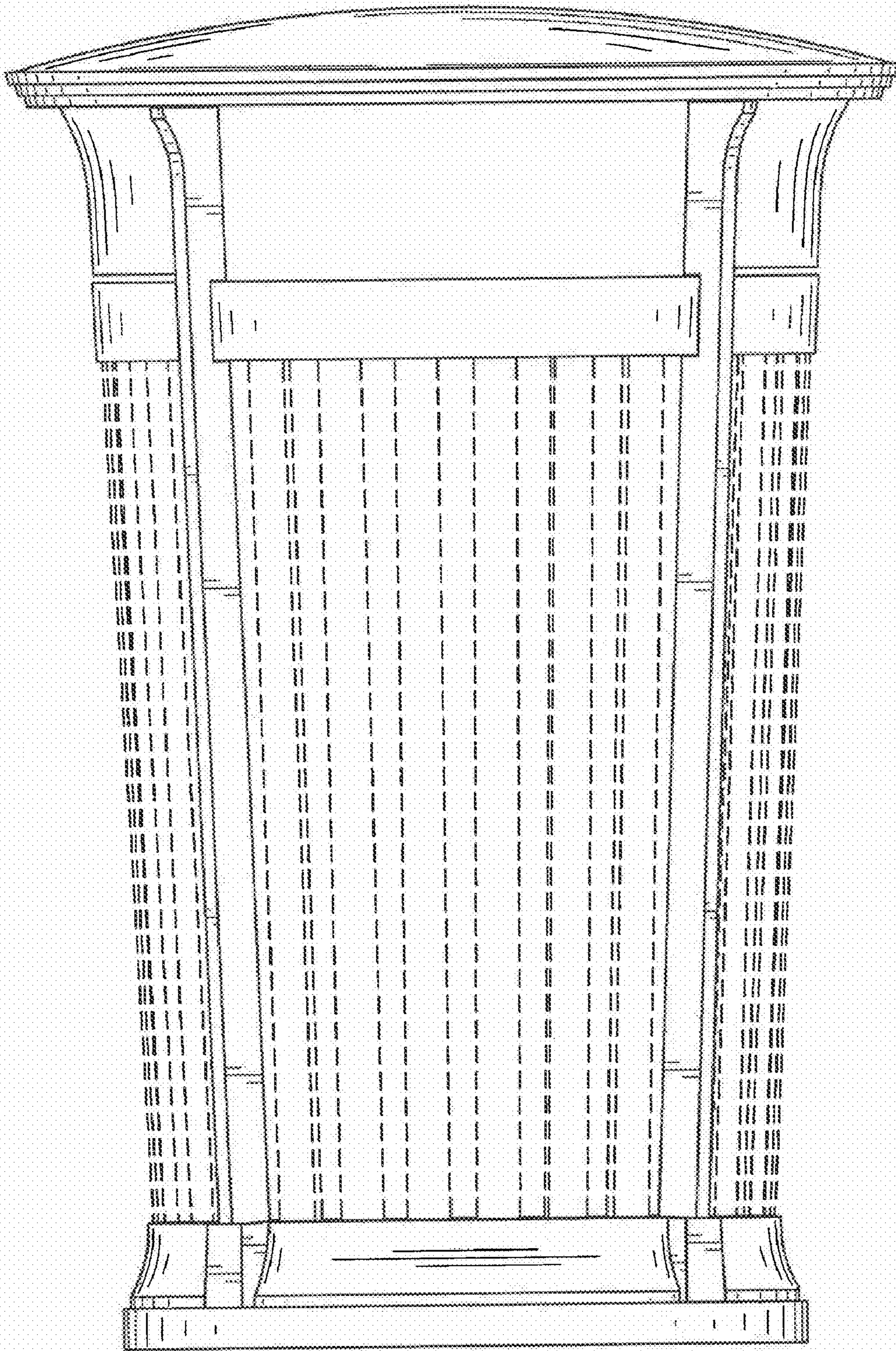


FIG. 2

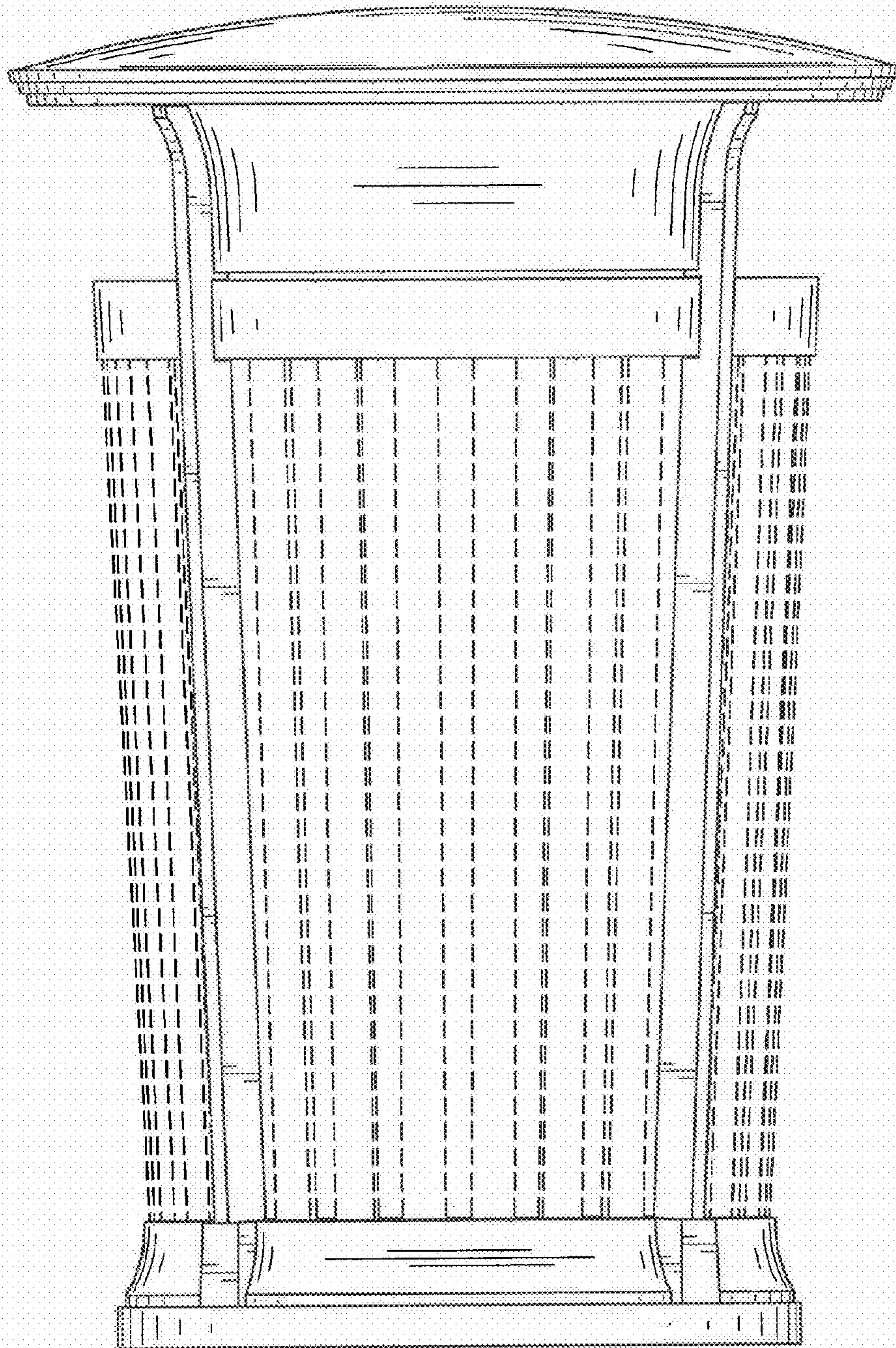


FIG. 3




FIG. 4