



US00D643981S

(12) **United States Design Patent**
Wildeman

(10) **Patent No.:** **US D643,981 S**

(45) **Date of Patent:** **** Aug. 23, 2011**

(54) **CLEANING WIPE**

(75) Inventor: **Martin Wildeman**, Spartanburg, SC
(US)

(73) Assignee: **TieTex International, Ltd.**,
Spartanburg, SC (US)

(**) Term: **14 Years**

(21) Appl. No.: **29/391,015**

(22) Filed: **May 2, 2011**

Related U.S. Application Data

(62) Division of application No. 29/381,519, filed on Dec. 20, 2010, now Pat. No. Des. 640,025.

(51) **LOC (9) Cl.** **04-01**

(52) **U.S. Cl.** **D32/40; D5/56**

(58) **Field of Classification Search** D32/40-46;
D5/56; 15/244.1-244.4, 209.1, 245, 245.1,
15/228; 428/85

See application file for complete search history.

(56) **References Cited**

U.S. PATENT DOCUMENTS

D188,408 S 7/1960 Slegman
D272,673 S 2/1984 Bonomo

D376,896 S 12/1996 O'Rorke
D505,528 S 5/2005 Burt et al.
D545,018 S 6/2007 Caruso et al.
D552,313 S 10/2007 Caruso et al.
D581,677 S 12/2008 Yeh
D609,420 S 2/2010 Laforteza
D627,941 S 11/2010 Cocchioni
D633,673 S 3/2011 McKnight

Primary Examiner — Robin Webster

(74) *Attorney, Agent, or Firm* — J.M. Robertson, LLC

(57) **CLAIM**

The ornamental design for a cleaning wipe, as shown and described.

DESCRIPTION

FIG. 1 is a perspective view of a cleaning wipe showing the new design;

FIG. 2 is a top view of the cleaning wipe of FIG. 1;

FIG. 3 is a bottom view of the cleaning wipe of FIG. 1;

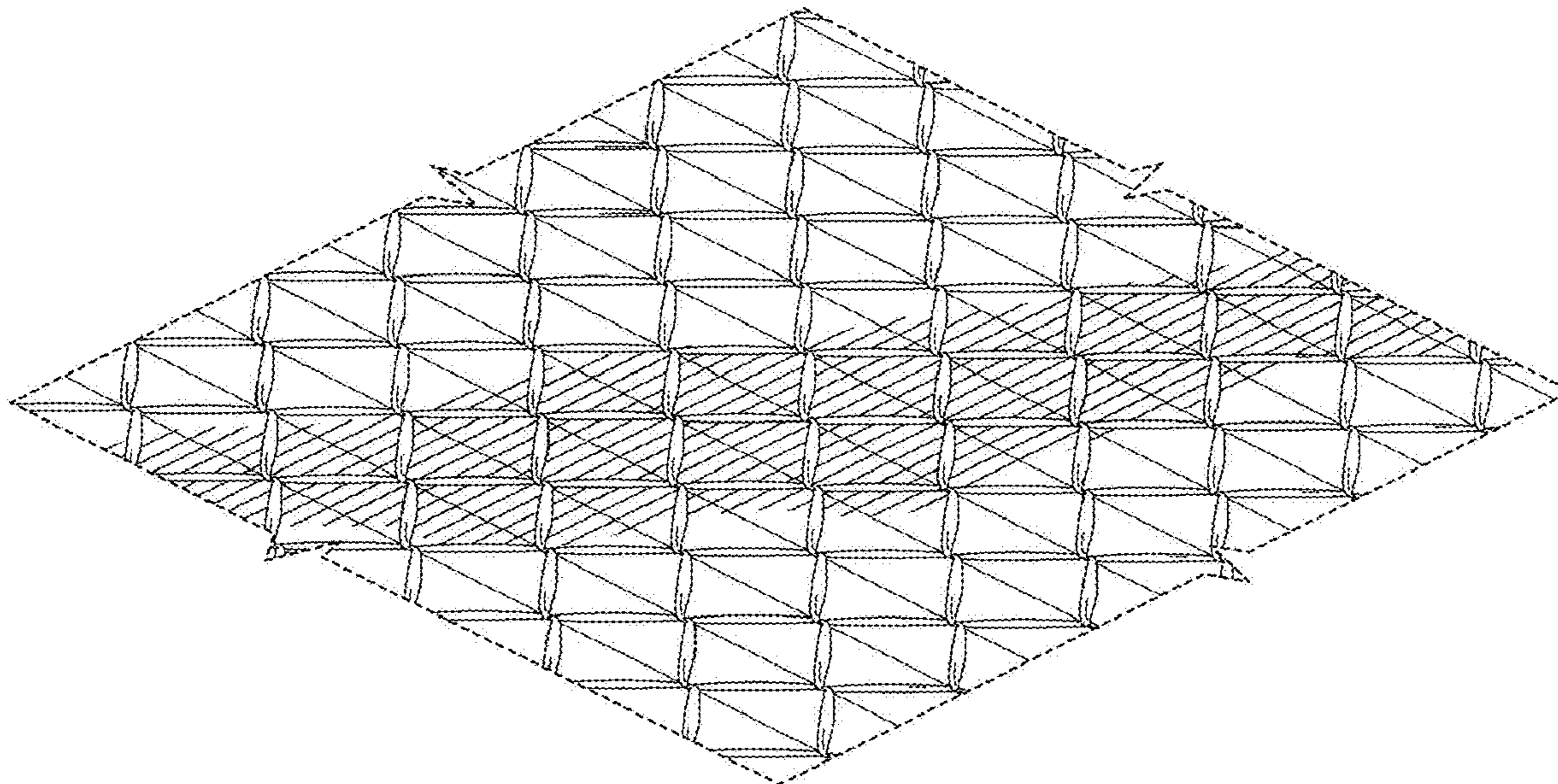
FIG. 4 is a side view in the direction of line 4-4 in FIG. 2;

FIG. 5 is a side view in the direction of line 5-5 in FIG. 2; and,

FIG. 6 is a side view in the direction of line 6-6 in FIG. 2.

The shading and broken line portions of the disclosure are for illustrative purposes only and form no part of the claimed design.

1 Claim, 4 Drawing Sheets



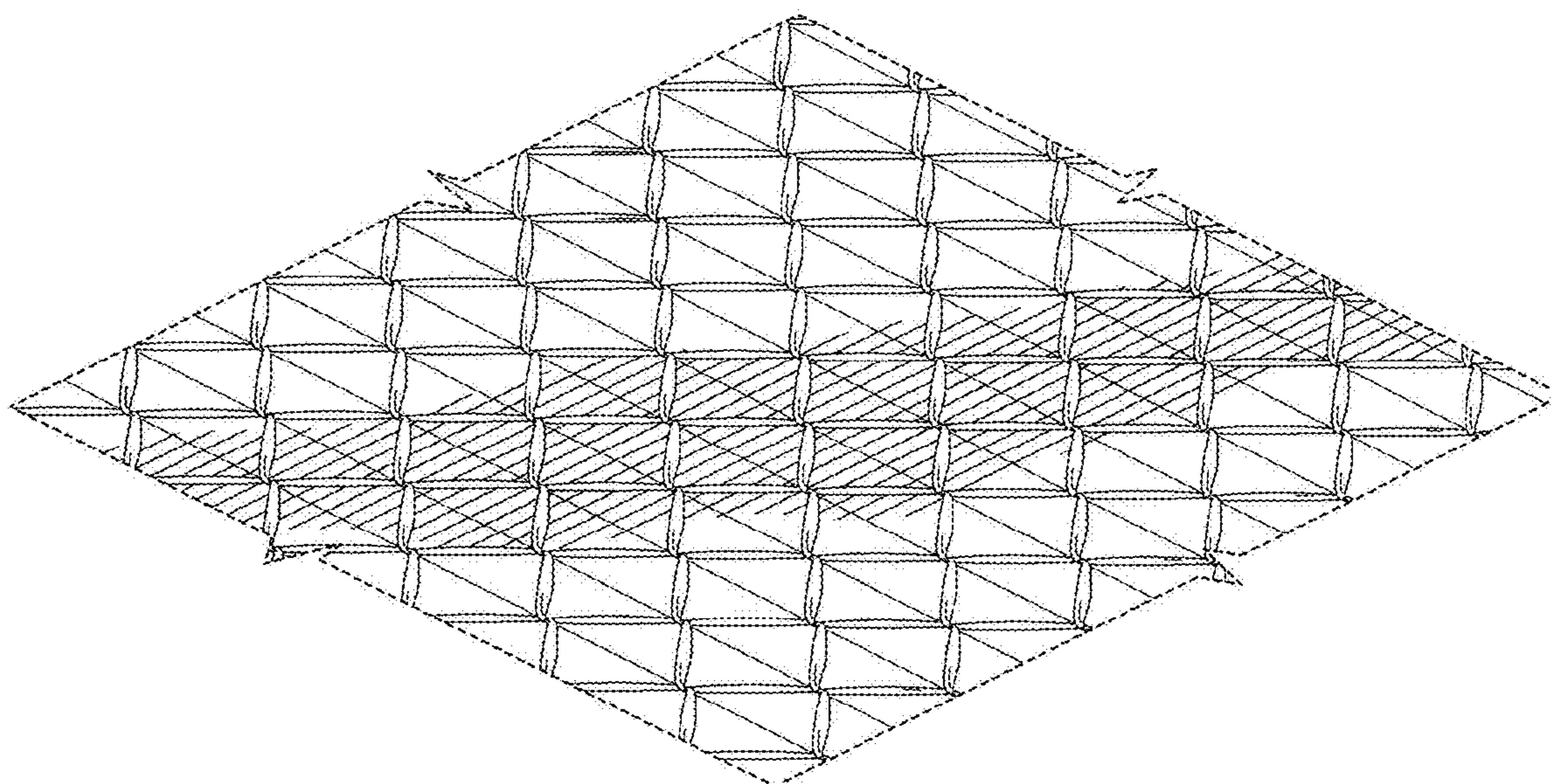


FIG. 1

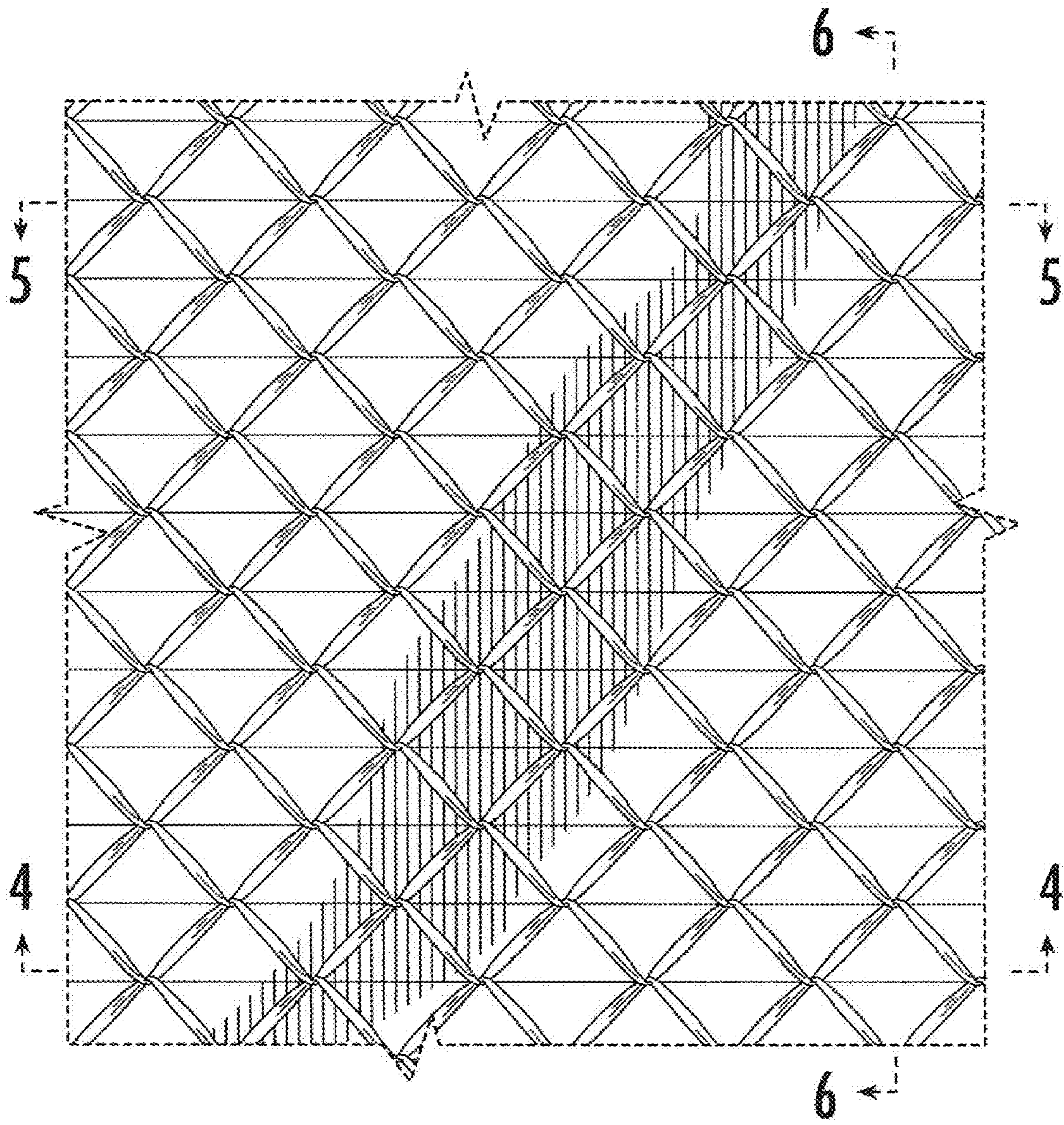


FIG. 2

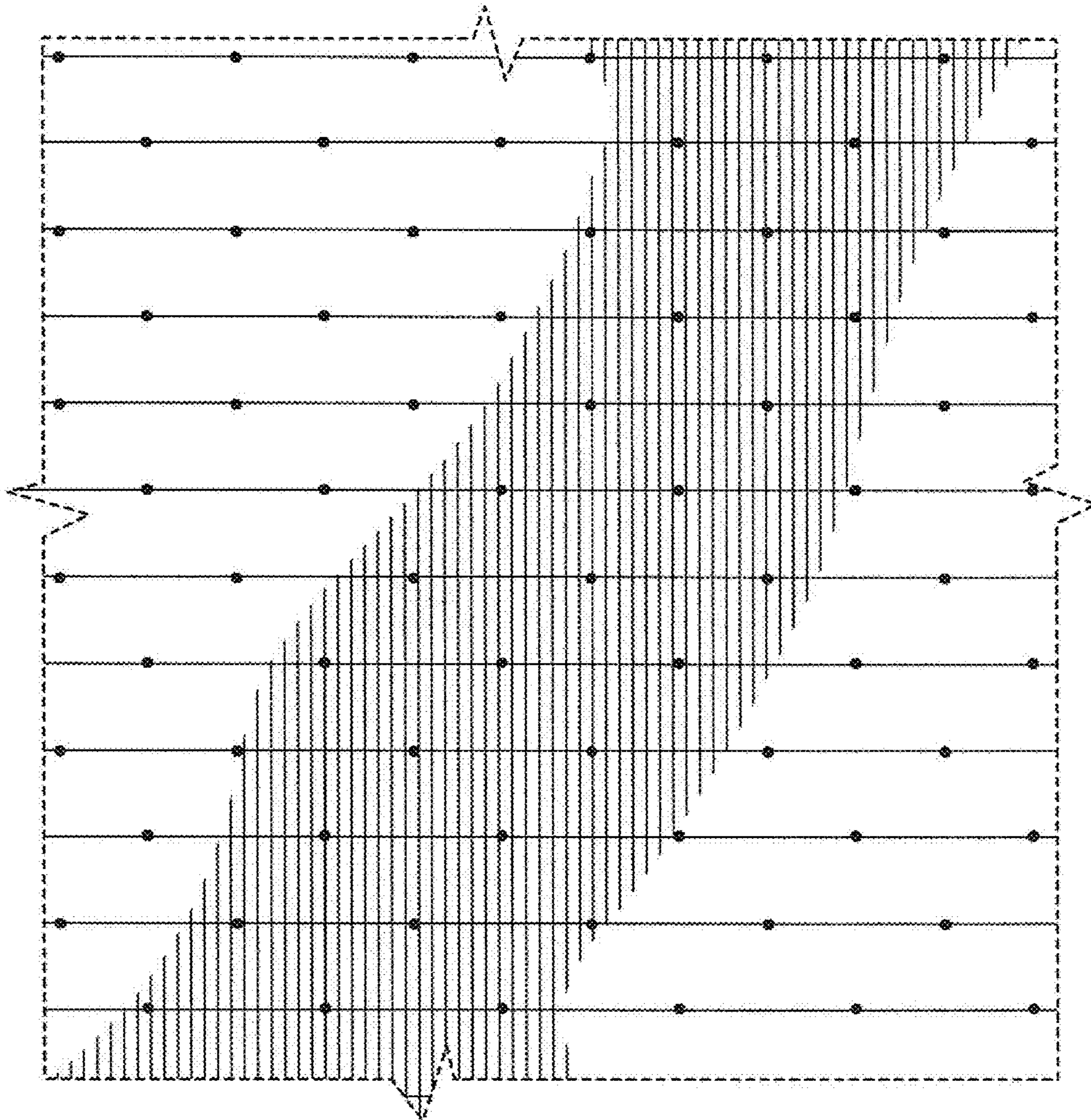


FIG. 3




FIG. 4

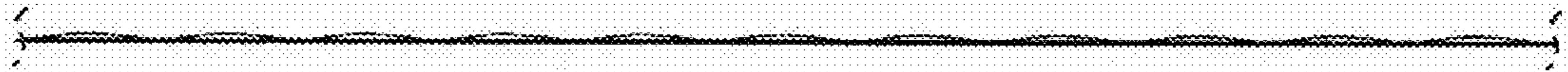


FIG. 5




FIG. 6