



US00D643980S

(12) **United States Design Patent**  
**Kim et al.**

(10) **Patent No.:** **US D643,980 S**

(45) **Date of Patent:** **\*\* Aug. 23, 2011**

(54) **VACUUM CLEANER**

(75) Inventors: **Joo Hyung Kim**, Pusan (KR); **Dae Kyun Lee**, Seoul (KR)

(73) Assignee: **Samsung Electronics Co. Ltd.**, Suwon-Si (KR)

(\*\*) Term: **14 Years**

(21) Appl. No.: **29/357,387**

(22) Filed: **Mar. 11, 2010**

(51) **LOC (9) Cl.** ..... **15-05**

(52) **U.S. Cl.** ..... **D32/22**

(58) **Field of Classification Search** ..... D32/22,  
D32/31, 34; 55/337, 429, 459.1, DIG. 2,  
55/DIG. 3; 15/386, 320, 350, 353, 361, 347,  
15/410-411, 327.1, 329, 383, 398, 366, 182-183,  
15/179, 344, 374, 392, 339, 402, 415.1, 419,  
15/310, 4.52; 119/628

See application file for complete search history.

(56) **References Cited**

**U.S. PATENT DOCUMENTS**

4,766,638	A *	8/1988	McDowell	.....	15/329
D303,171	S *	8/1989	Goodrich et al.	.....	D32/22
D418,266	S *	12/1999	Medema et al.	.....	D32/22
D437,666	S *	2/2001	Park	.....	D32/22

6,571,421	B1 *	6/2003	Sham et al.	.....	15/320
D483,160	S *	12/2003	Houghton	.....	D32/22
D553,813	S *	10/2007	Parr et al.	.....	D32/22
D574,563	S *	8/2008	Fjellman et al.	.....	D32/22
D592,818	S *	5/2009	Sun	.....	D32/22
D613,469	S *	4/2010	Agren	.....	D32/22
D615,717	S *	5/2010	Butts et al.	.....	D32/22
D629,167	S *	12/2010	Kim	.....	D32/22
2007/0130723	A1 *	6/2007	Kelly	.....	15/410

\* cited by examiner

*Primary Examiner* — Ruth McInroy

(74) *Attorney, Agent, or Firm* — Ladas & Parry LLP

(57) **CLAIM**

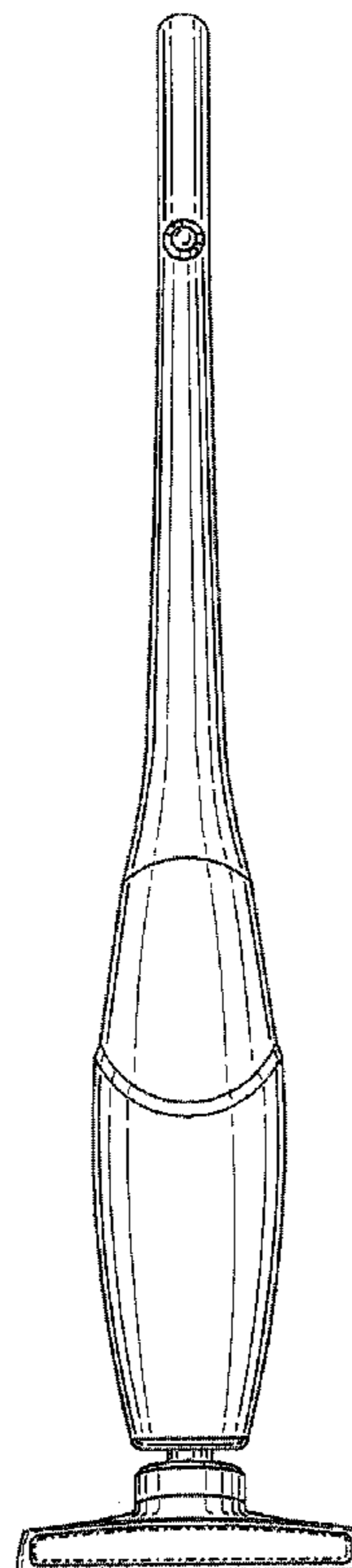
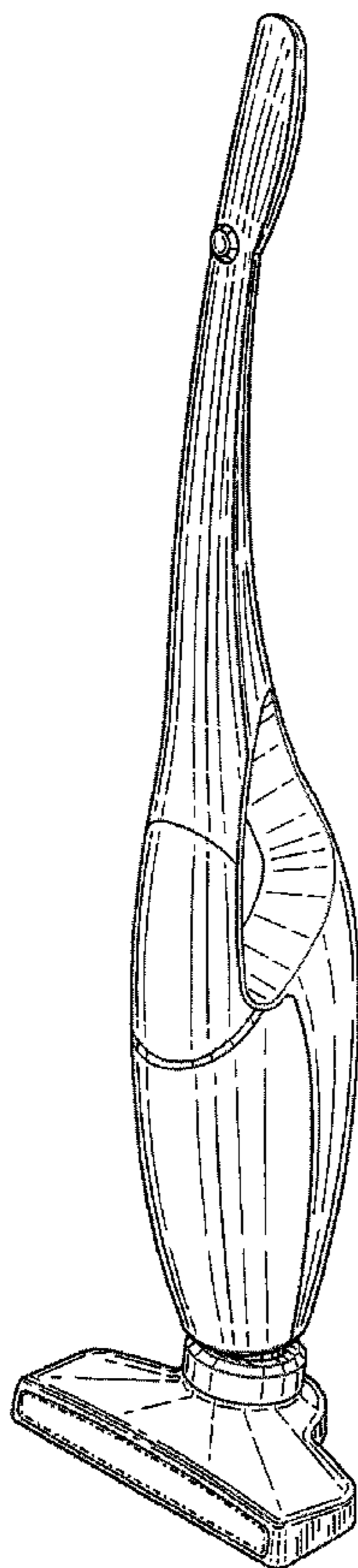
We claim the ornamental design for a vacuum cleaner, as shown and described.

**DESCRIPTION**

FIG. 1 is a top, front and right-side perspective view of a vacuum cleaner showing our new design;  
FIG. 2 is a front elevational view thereof;  
FIG. 3 is a rear elevational view thereof;  
FIG. 4 is a left-side elevational view thereof;  
FIG. 5 is a right-side elevational view thereof;  
FIG. 6 is a top plan view thereof; and,  
FIG. 7 is a bottom plan view thereof.

The details shown in broken lines form no part of the claimed design.

**1 Claim, 6 Drawing Sheets**



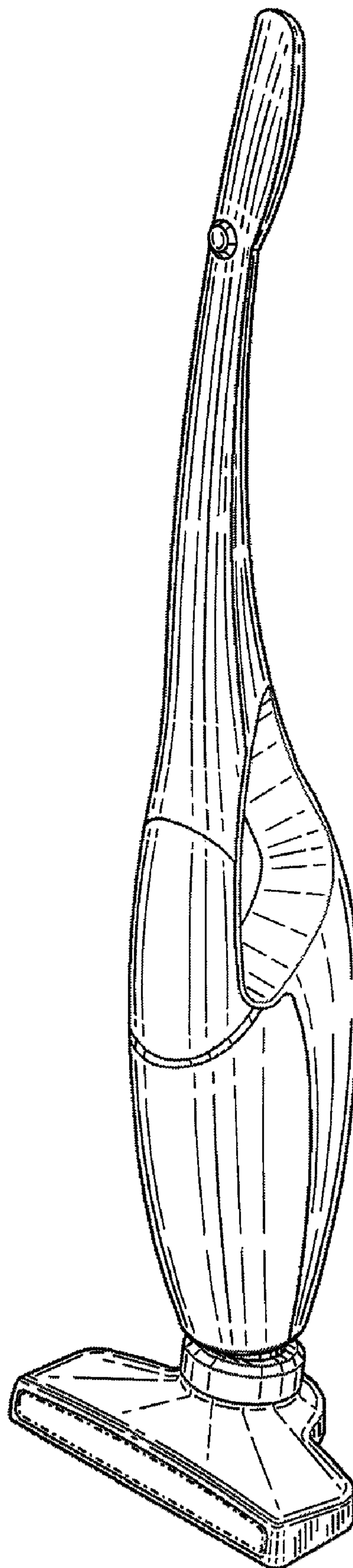


FIG. 1

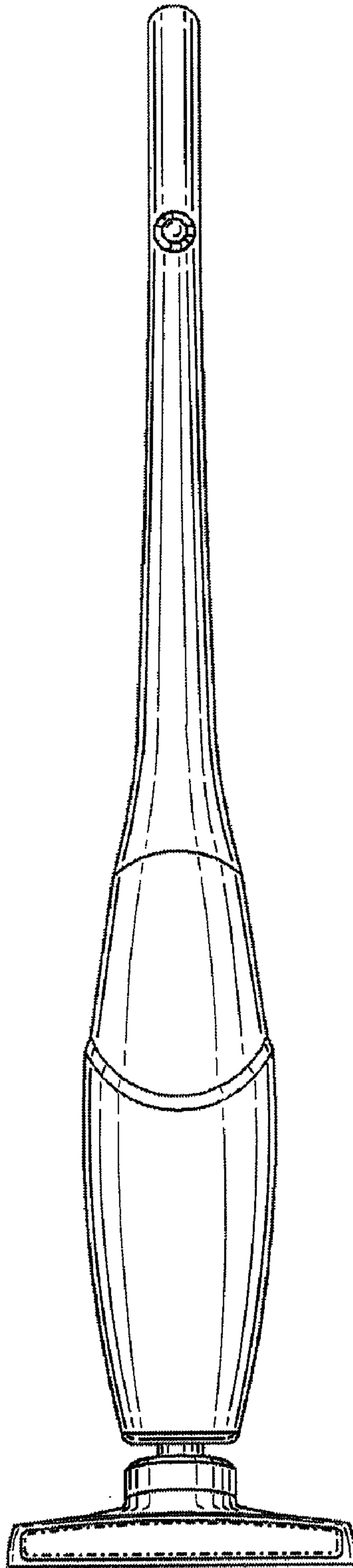


FIG. 2

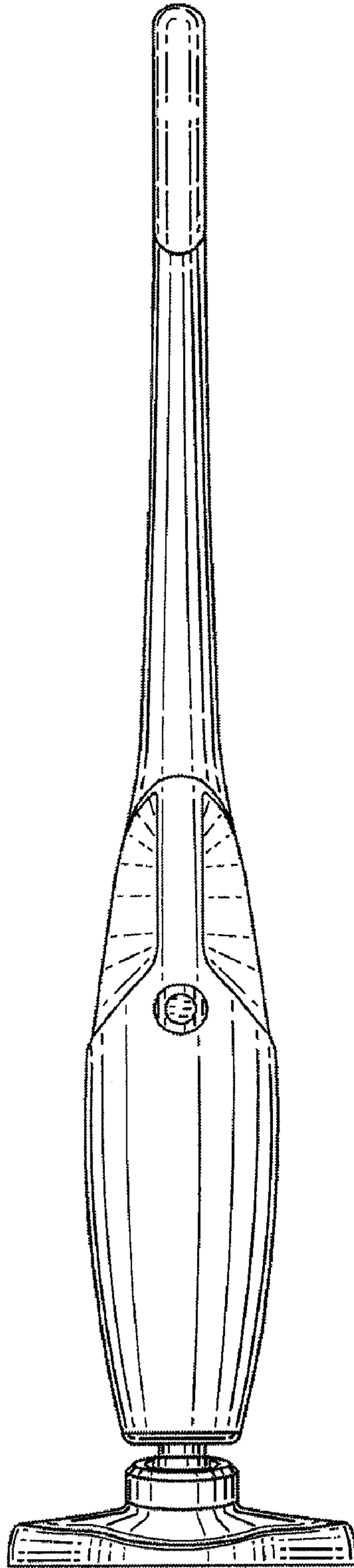


FIG. 3

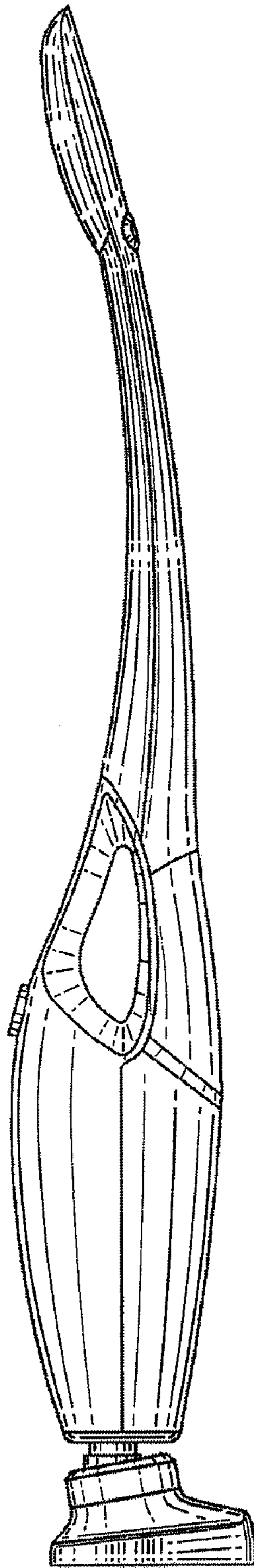


FIG. 4

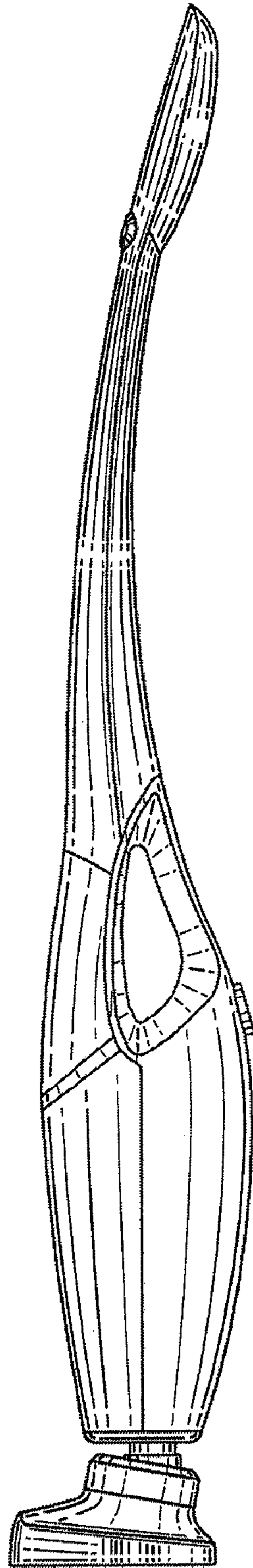


FIG. 5



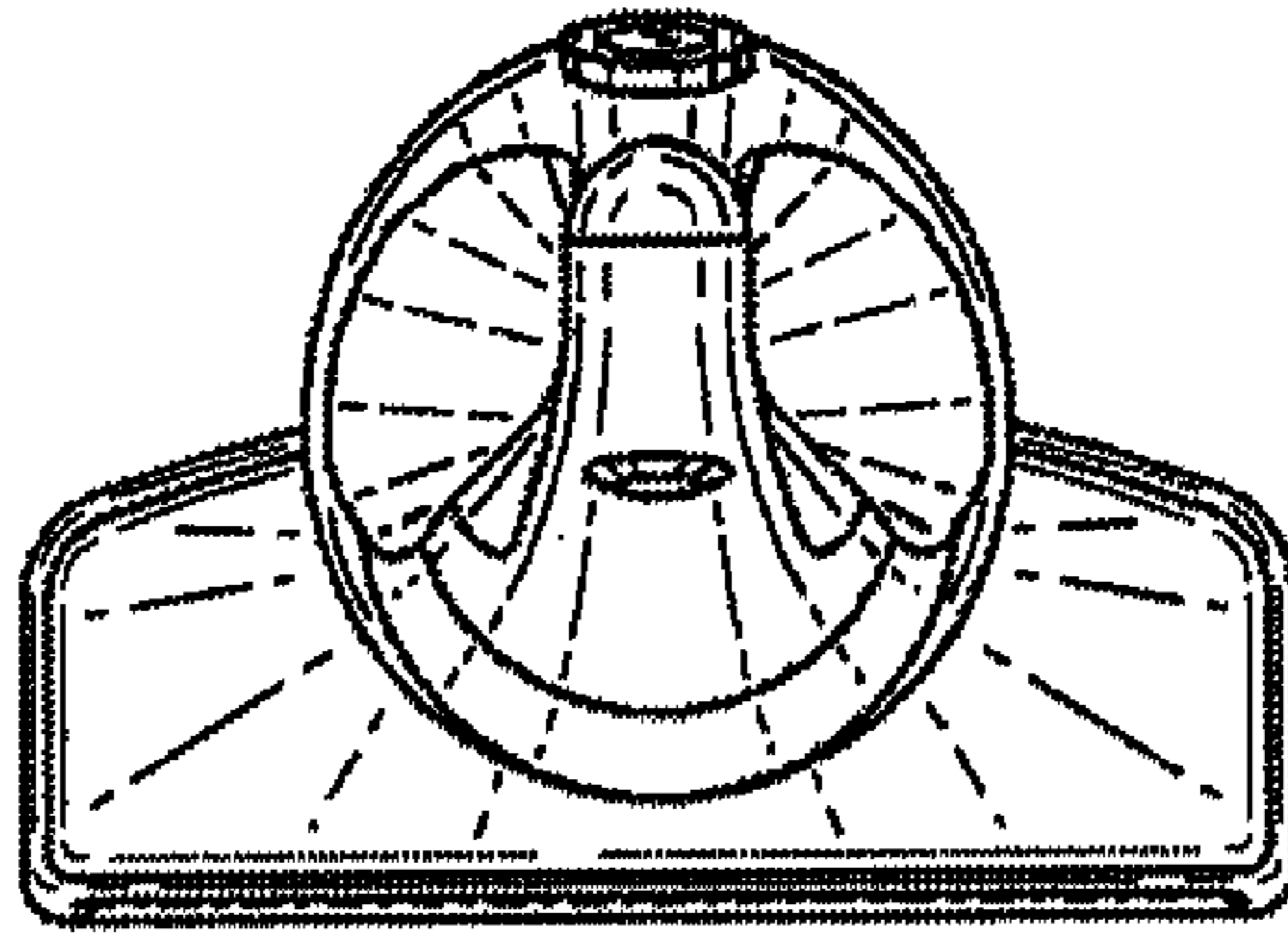


FIG. 6

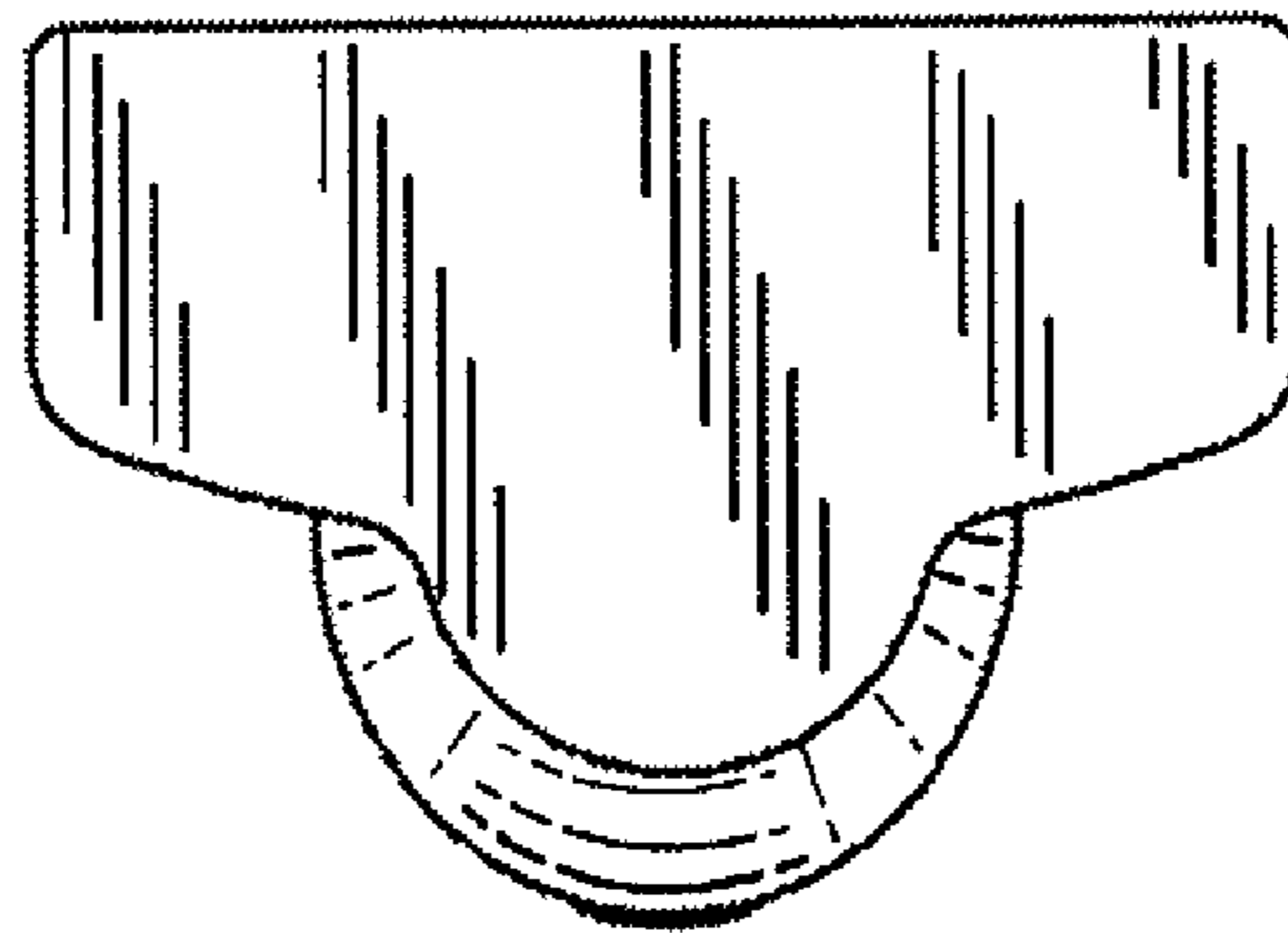


FIG. 7