



US00D643976S

(12) **United States Design Patent**
Wonderley et al.

(10) **Patent No.:** **US D643,976 S**

(45) **Date of Patent:** **** *Aug. 23, 2011**

(54) **RAZOR CARTRIDGE**

(75) Inventors: **Jeffrey W. Wonderley**, Fort Defiance,
VA (US); **Frank Prochaska**,
Waynesboro, VA (US)

(73) Assignee: **American Safety Razor**, Verona, VA
(US)

(*) Notice: This patent is subject to a terminal dis-
claimer.

(**) Term: **14 Years**

(21) Appl. No.: **29/377,235**

(22) Filed: **Oct. 19, 2010**

(51) **LOC (9) Cl.** **28-03**

(52) **U.S. Cl.** **D28/47**

(58) **Field of Classification Search** D28/44-48;
30/32, 32.05, 34.1-34.2, 41, 44-46, 47-51,
30/57-58, 77-84, 526-539, 346.5-346.56,
30/346.61

See application file for complete search history.

(56) **References Cited**

U.S. PATENT DOCUMENTS

1,992,565 A	2/1935	Biegmann
3,327,388 A	6/1967	Sooter
3,399,455 A	9/1968	Steere, Jr.
3,609,862 A	10/1971	Ernstberger
D251,896 S	5/1979	Nissen
4,328,615 A	5/1982	Bowman et al.
D271,531 S	11/1983	Byrne
4,443,938 A	4/1984	Bowman et al.
D284,316 S	6/1986	Halm
4,709,476 A	12/1987	Shurtleff et al.
D294,528 S	3/1988	Gray
D306,216 S	2/1990	Gray
D308,427 S	6/1990	Gyllerstrom
4,985,995 A	1/1991	Coffin
4,996,772 A	3/1991	Iten

5,070,613 A	12/1991	Althaus et al.
5,185,927 A	2/1993	Rivers
5,191,712 A	3/1993	Crook et al.
5,249,361 A	10/1993	Apprille, Jr. et al.
D343,254 S	1/1994	Miller et al.
D343,255 S	1/1994	Miller et al.
D345,233 S	3/1994	Gray
5,313,705 A	5/1994	Rivers et al.

(Continued)

FOREIGN PATENT DOCUMENTS

EP 0 578 658 B1 1/1994

(Continued)

OTHER PUBLICATIONS

Design Registration No. DM/053378, dated Jul. 27, 2000.

(Continued)

Primary Examiner — Jennifer Rivard

(74) *Attorney, Agent, or Firm* — McDermott Will & Emery
LLP

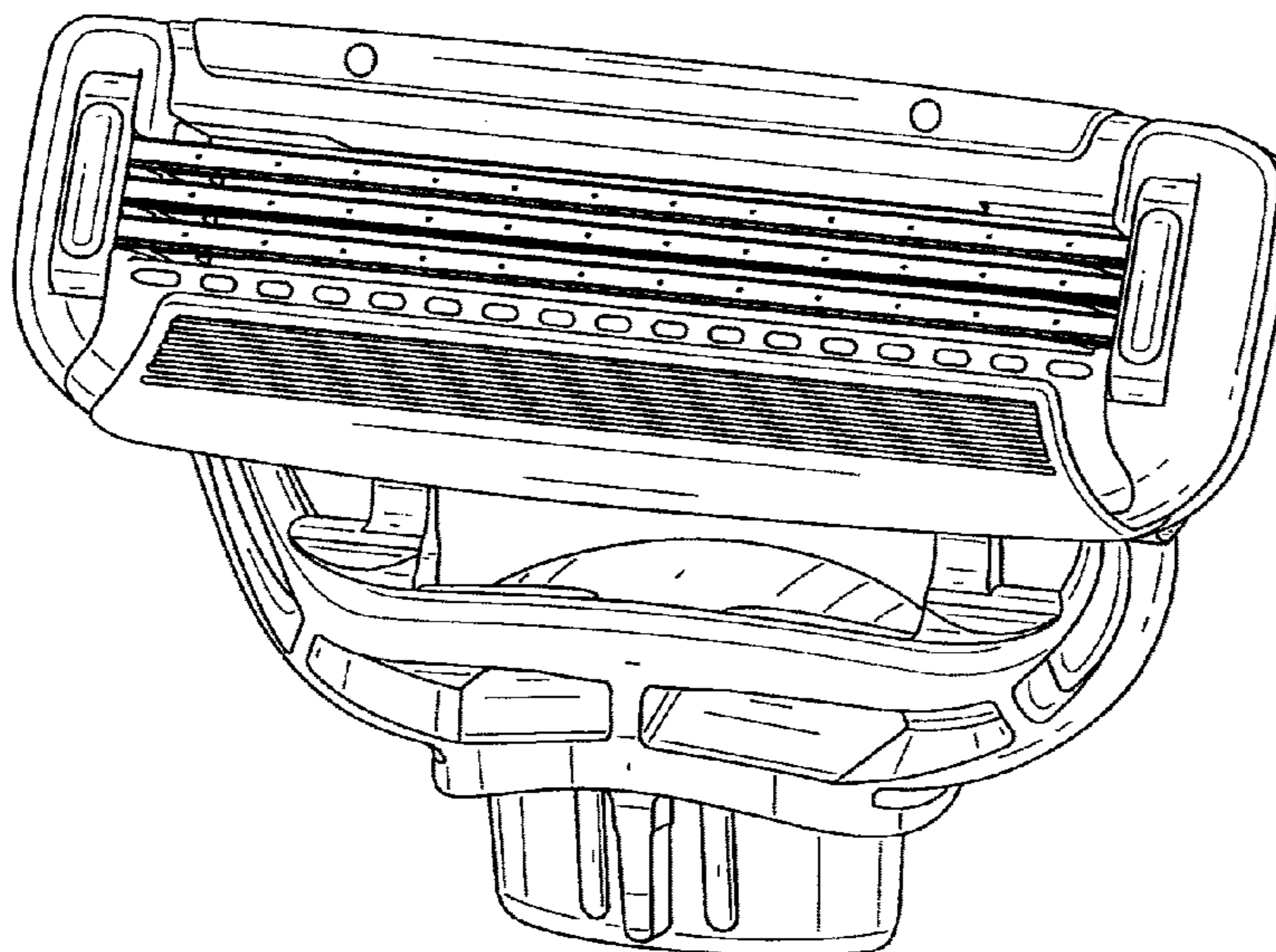
(57) **CLAIM**

The ornamental design for a razor cartridge, as shown and
described.

DESCRIPTION

FIG. 1 is a front perspective view of the razor cartridge,
showing the new design;
FIG. 2 is a front view of the razor cartridge;
FIG. 3 is a rear view of the razor cartridge;
FIG. 4 is a side view of the razor cartridge;
FIG. 5 is another side view of the razor cartridge;
FIG. 6 is a bottom view of the razor cartridge; and,
FIG. 7 is a top view of the razor cartridge.
The broken lines showing various elements of the razor car-
tridge are included for the purpose of illustrating non-claimed
subject matter and form no part of the claimed design.

1 Claim, 5 Drawing Sheets



US D643,976 S

U.S. PATENT DOCUMENTS

5,341,571	A	8/1994	Prochaska	
5,359,774	A	11/1994	Althaus	
5,416,973	A	5/1995	Brown et al.	
5,426,851	A	6/1995	Gilder et al.	
5,497,550	A	3/1996	Trotta et al.	
5,522,137	A	6/1996	Andrews	
D373,218	S	8/1996	Shurtleff et al.	
5,557,851	A	9/1996	Ortiz	
5,575,068	A	11/1996	Pedersen	
5,661,907	A	9/1997	Apprille, Jr.	
5,669,139	A	9/1997	Oldroyd et al.	
5,689,883	A	11/1997	Ortiz et al.	
5,711,076	A	1/1998	Yin et al.	
5,784,790	A	7/1998	Carson, III et al.	
5,787,586	A	8/1998	Apprille, Jr. et al.	
5,794,343	A	8/1998	Lee et al.	
5,813,293	A	9/1998	Apprille, Jr. et al.	
5,865,189	A	2/1999	Andrews	
D407,531	S	3/1999	Lee	
5,893,213	A	4/1999	Motta	
5,903,979	A	5/1999	Oldroyd	
5,953,819	A	9/1999	Simms et al.	
6,029,354	A	2/2000	Apprille, Jr. et al.	
D422,751	S *	4/2000	Gray D28/47	
6,112,412	A	9/2000	Richard	
6,131,287	A	10/2000	Prochaska et al.	
6,138,361	A	10/2000	Richard et al.	
6,161,287	A	12/2000	Swanson et al.	
6,161,288	A	12/2000	Andrews	
D437,087	S	1/2001	Yamagishi	
6,167,625	B1	1/2001	King et al.	
6,182,365	B1	2/2001	Tseng et al.	
6,182,366	B1	2/2001	Richard	
6,185,823	B1	2/2001	Brown et al.	
6,192,586	B1	2/2001	Metcalf et al.	
D440,012	S	4/2001	Lee	
6,212,777	B1	4/2001	Gilder et al.	
6,216,349	B1	4/2001	Gilder et al.	
D443,111	S	5/2001	Nakasuka	
6,276,061	B1	8/2001	Rozenkranc	
6,298,557	B1	10/2001	Gilder	
6,349,471	B1	2/2002	Gruslin et al.	
6,516,518	B1	2/2003	Garraway et al.	
6,539,633	B1	4/2003	Rebaudieres	
6,550,141	B1	4/2003	Rivers et al.	
6,601,303	B2	8/2003	Gilder et al.	

6,651,342	B1	11/2003	Walker, Jr.	
6,675,479	B1	1/2004	Walker, Jr. et al.	
D487,822	S	3/2004	Lee	
D490,569	S	5/2004	Prochaska	
6,889,438	B2	5/2005	Brown et al.	
D509,321	S	9/2005	Gray	
6,941,659	B2	9/2005	Gilder	
7,043,840	B2	5/2006	Walker, Jr. et al.	
7,047,646	B2	5/2006	Coffin	
7,131,202	B2	11/2006	Pennell et al.	
D533,684	S	12/2006	Gray et al.	
D534,313	S	12/2006	Provost et al.	
D534,315	S	12/2006	Provost et al.	
D534,686	S	1/2007	Provost et al.	
D534,688	S	1/2007	Provost et al.	
D535,784	S *	1/2007	Wonderley et al. D28/47	
7,168,173	B2	1/2007	Worrick, III	
7,178,243	B2	2/2007	Brown et al.	
7,191,523	B2	3/2007	Miyazaki et al.	
7,197,825	B2	4/2007	Walker et al.	
7,210,229	B2	5/2007	Coffin	
D588,309	S *	3/2009	Wonderley D28/47	
7,540,087	B2	6/2009	Rawle	
7,610,683	B2	11/2009	Brown et al.	
7,617,607	B2	11/2009	Pennell et al.	
7,669,335	B2	3/2010	Walker et al.	
D625,883	S *	10/2010	Wonderley D28/47	
2004/0055156	A1	3/2004	Brown, Jr.	
2005/0022386	A1	2/2005	Macove	
2005/0198829	A1	9/2005	Gray et al.	
2005/0198830	A1	9/2005	Walker et al.	
2005/0198837	A1	9/2005	Rawle et al.	
2005/0198839	A1	9/2005	Walker	
2006/0162167	A1	7/2006	Walker	
2006/0196054	A1	9/2006	Luxton	
2007/0062044	A1	3/2007	Walker et al.	
2010/0077619	A1	4/2010	Follo et al.	

FOREIGN PATENT DOCUMENTS

EP	0 878 275	A1	11/1998
WO	WO 2005/090018	A1	9/2005
WO	WO 2005/090019	A1	9/2005

OTHER PUBLICATIONS

Design Registration No. DM/047940, dated May 25, 1999.

* cited by examiner

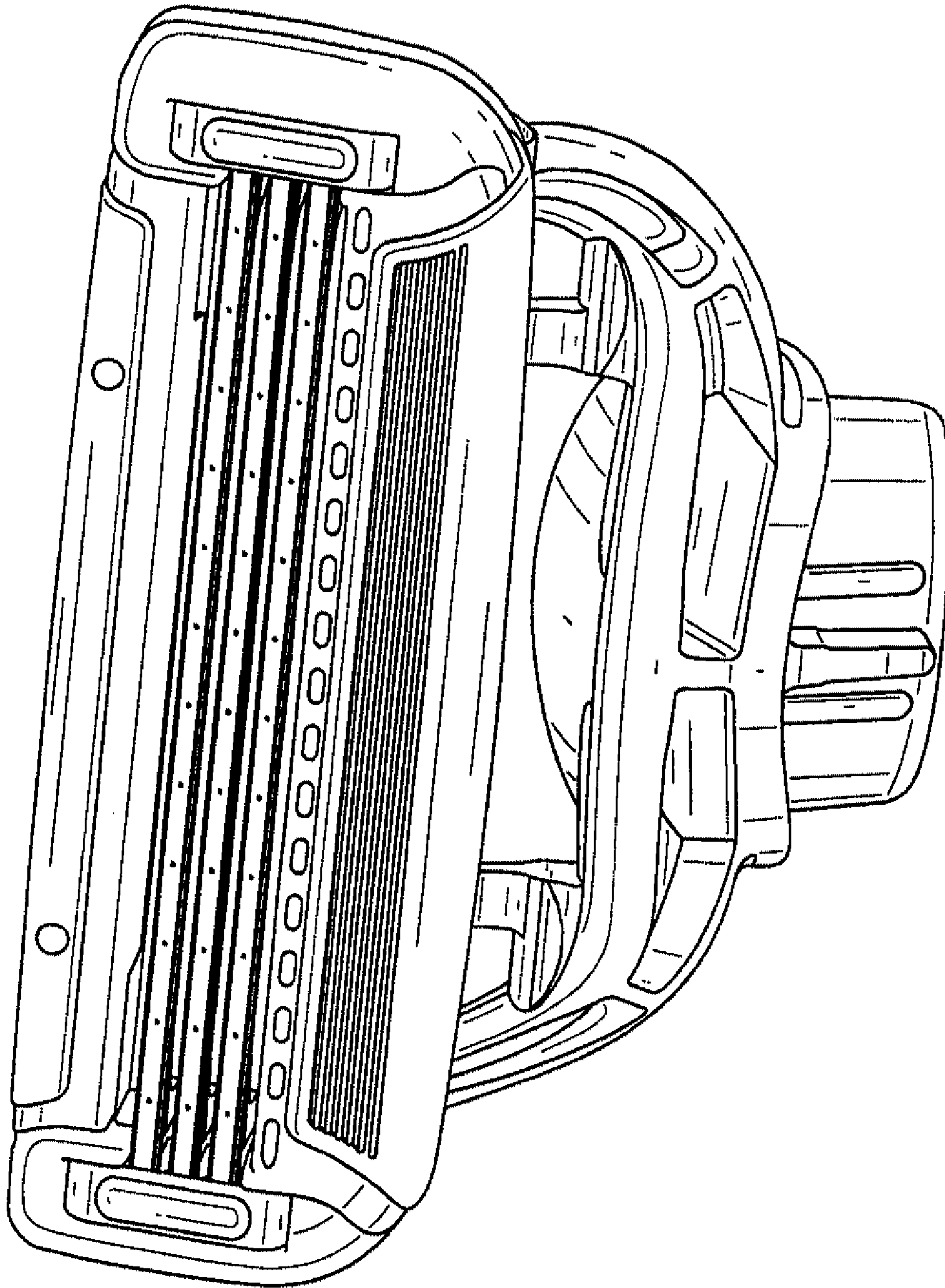


FIG. 1

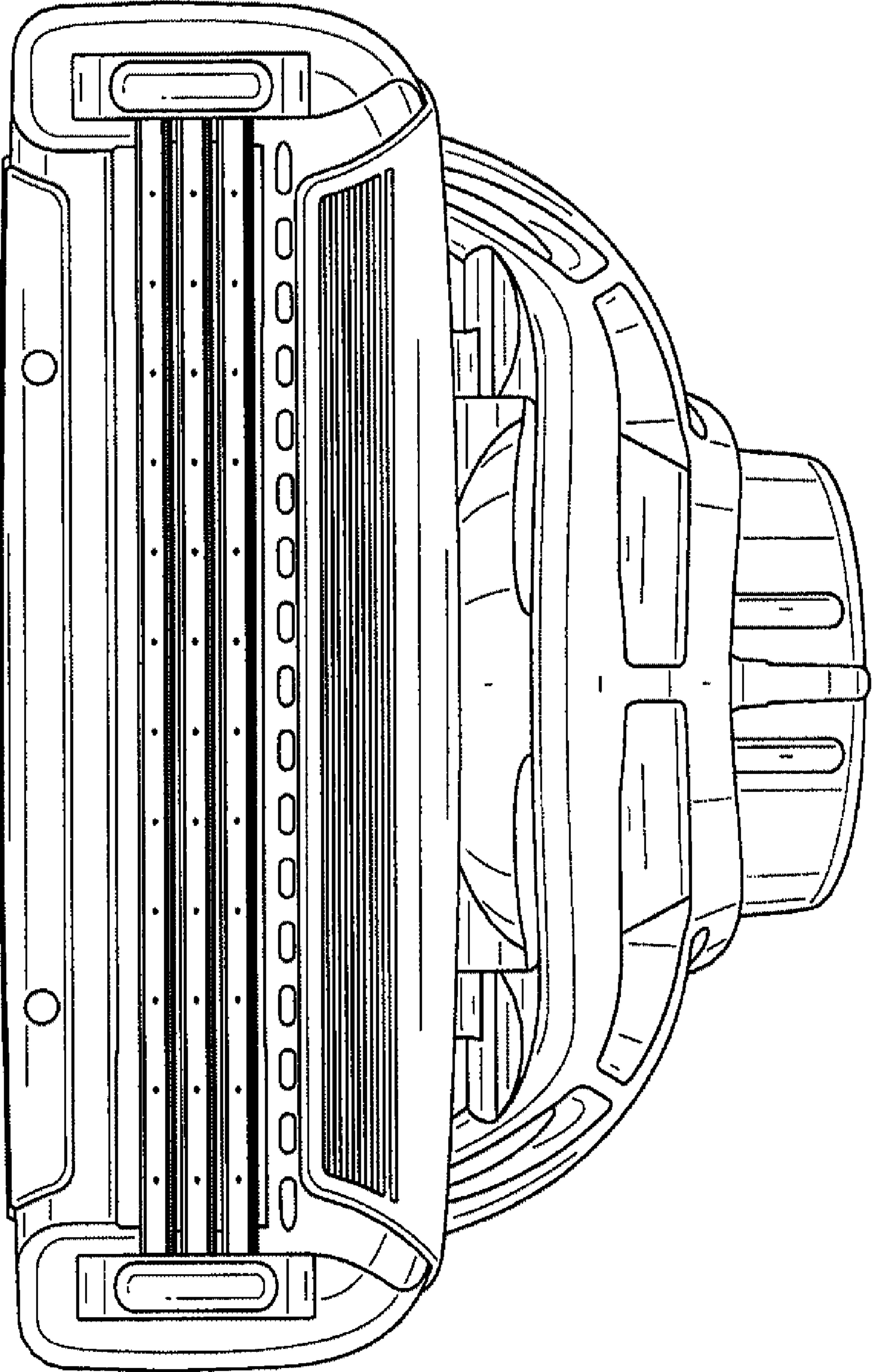


FIG. 2

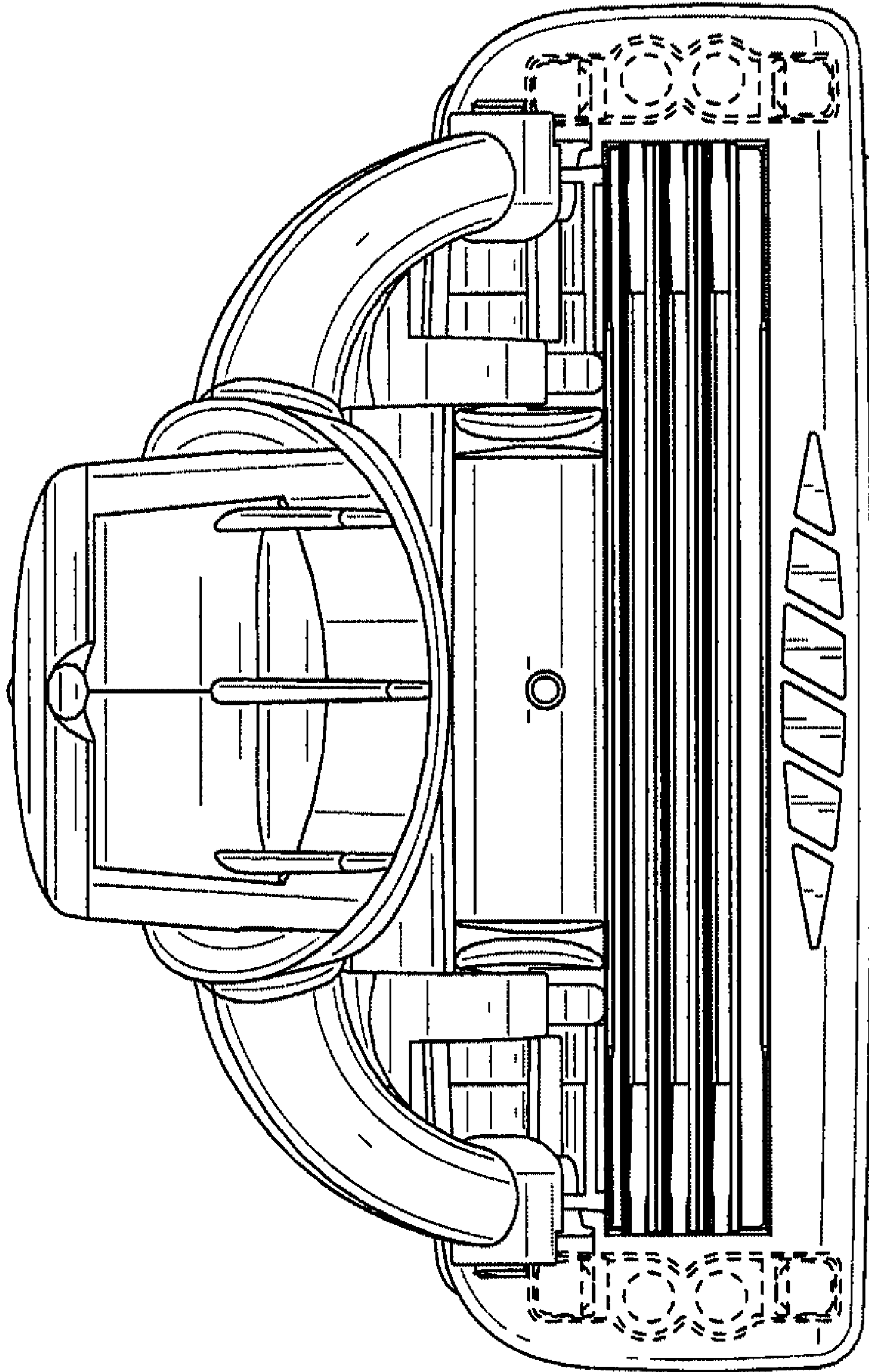


FIG. 3

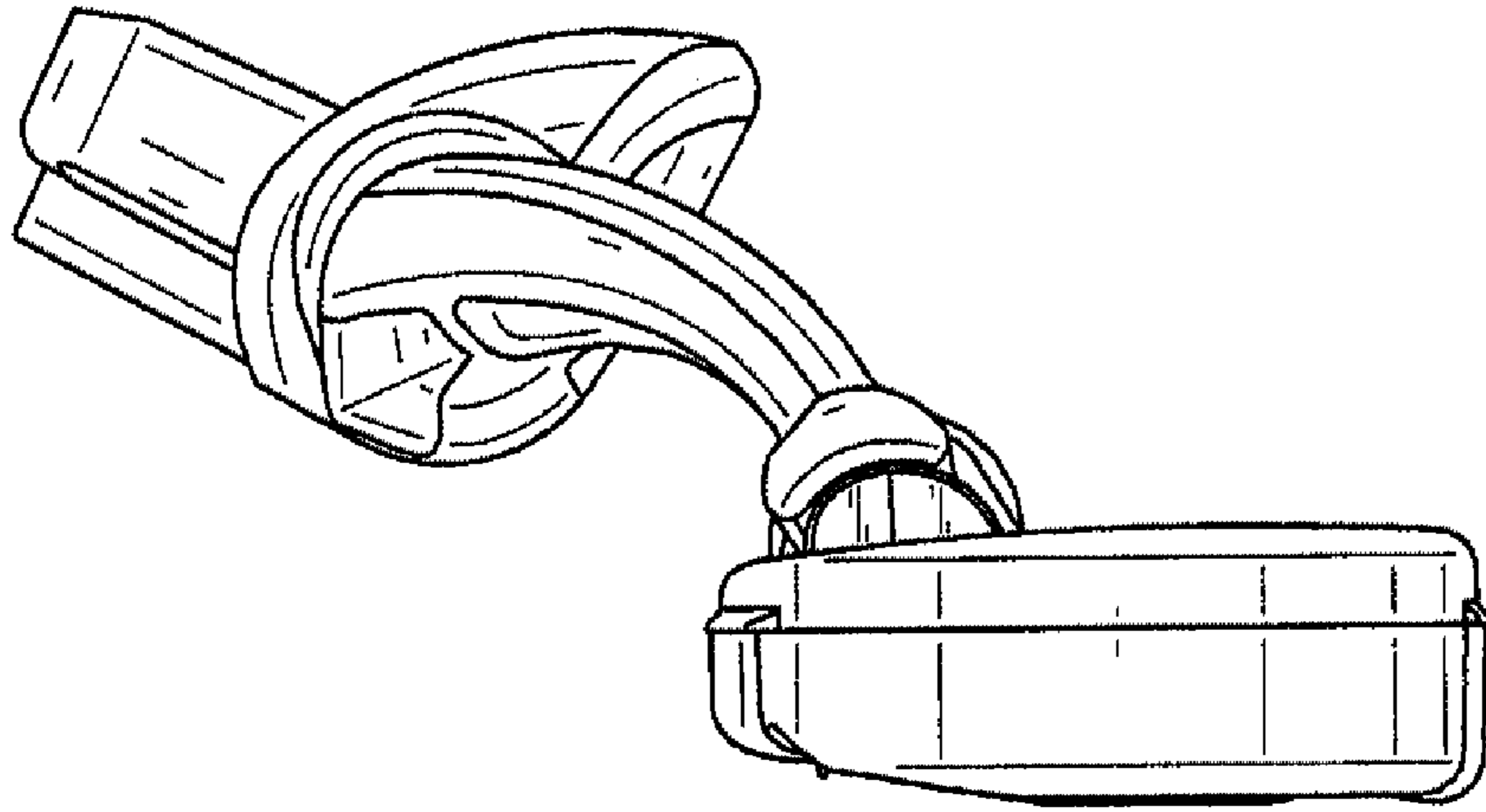


FIG. 5

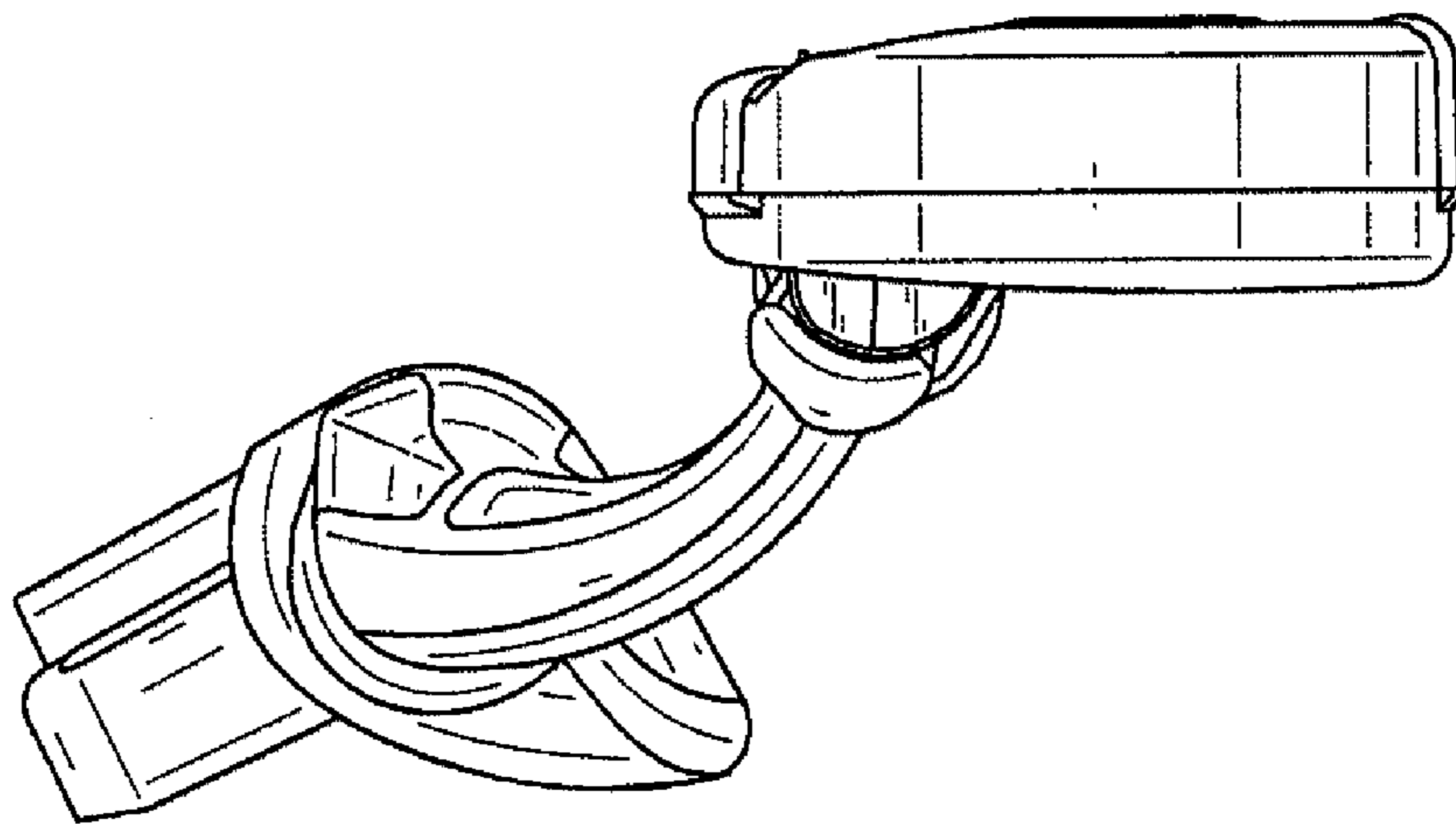


FIG. 4

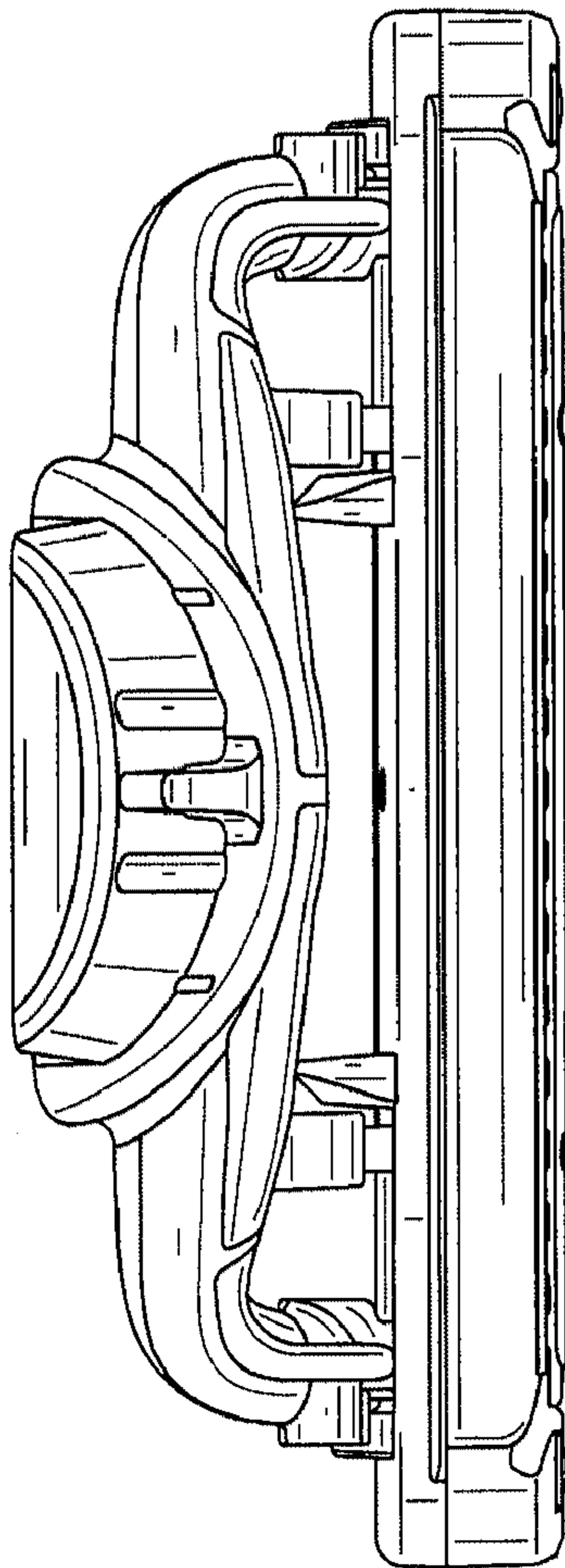


FIG. 6



FIG. 7