



US00D643972S

(12) **United States Design Patent**
Krohn

(10) **Patent No.:** **US D643,972 S**

(45) **Date of Patent:** **** Aug. 23, 2011**

(54) **COMBINED SNUFF BOX DISPOSAL LID AND TOP LID**

(75) Inventor: **Niklas Holmlund Krohn**, Stockholm (SE)

(73) Assignee: **Swedish Match North Europe AB**, Stockholm (SE)

(**) Term: **14 Years**

(21) Appl. No.: **29/334,632**

(22) Filed: **Mar. 30, 2009**

Related U.S. Application Data

(63) Continuation-in-part of application No. 29/295,704, filed on Oct. 4, 2007, now Pat. No. Des. 600,855.

(30) **Foreign Application Priority Data**

Apr. 4, 2007 (SE) 2007/0195
Oct. 2, 2008 (SE) 2008/0526

(51) **LOC (9) Cl.** **28-03**

(52) **U.S. Cl.** **D27/193; D9/432**

(58) **Field of Classification Search** D27/105,
D27/183-194, 102; D9/430-433, 424-428;
206/236-241, 242-276; D28/76-78, 83
See application file for complete search history.

(56) **References Cited**

U.S. PATENT DOCUMENTS

D302,745 S * 8/1989 Bakic D28/83
D303,298 S * 9/1989 Grant D27/102
D359,819 S * 6/1995 McIlvain et al. D28/78
D448,109 S * 9/2001 Ichikawa D27/102
D452,939 S * 1/2002 Lai D28/77
D464,567 S * 10/2002 Baerenwald et al. D9/432
D474,402 S * 5/2003 Baerenwald D9/420

6,726,006 B1 * 4/2004 Funderburk et al. 206/268
7,014,039 B2 * 3/2006 Henson et al. 206/267
D554,502 S * 11/2007 Hoffman et al. D9/432
D563,596 S * 3/2008 Neias et al. D27/189
D592,498 S * 5/2009 Cronin D9/424
D594,154 S * 6/2009 Patel et al. D27/189
D600,855 S * 9/2009 Krohn D27/189
D609,855 S * 2/2010 Patel et al. D27/189
D612,094 S * 3/2010 Bellamah et al. D27/189
D617,043 S * 6/2010 Patel et al. D27/189
2003/0121803 A1 * 7/2003 Banks et al. 206/236

* cited by examiner

Primary Examiner — Jennifer Rivard

(74) *Attorney, Agent, or Firm* — Renner, Otto, Boisselle & Sklar, LLP

(57) **CLAIM**

I claim the ornamental design for a combined snuff box disposal lid and top lid, as shown and described.

DESCRIPTION

FIG. 1 is a top perspective view of a combined snuff box disposal lid and top lid showing my new design.

FIG. 2 is an end elevational view of the combined snuff box disposal lid and top lid, the opposite end elevational view being a mirror image thereof.

FIG. 3 is an opposite end elevational view of the combined snuff box disposal lid and top lid.

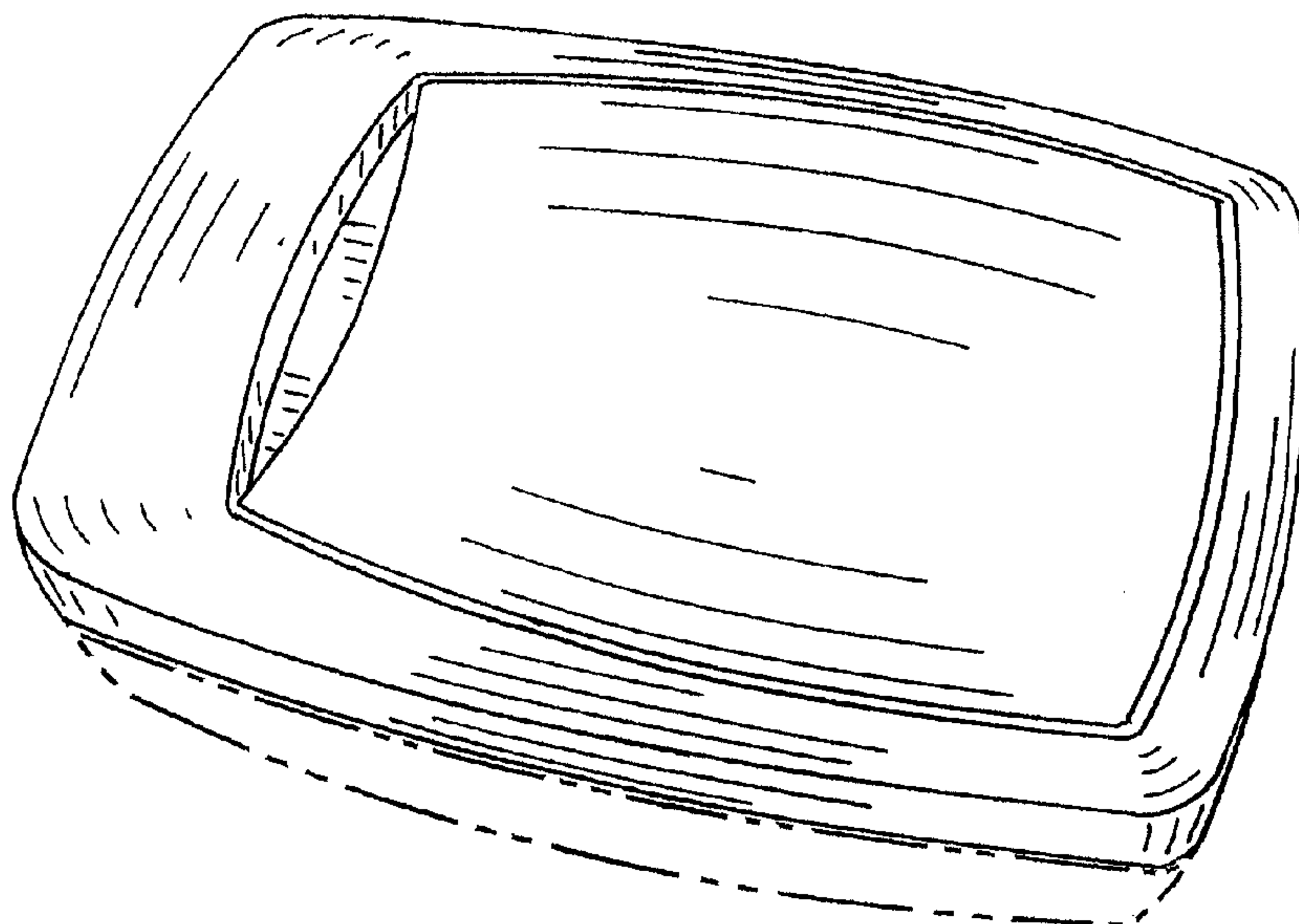
FIG. 4 is a top plan view of the combined snuff box disposal lid and top lid; and,

FIG. 5 is a side elevational view of the combined snuff box disposal lid and top lid, the opposite side elevational view being a mirror image thereof.

The broken lines in the figures depict environmental structure and do not form a part of the claimed design.

The bottom view is non-ornamental and does not form a part of the claimed design.

1 Claim, 2 Drawing Sheets



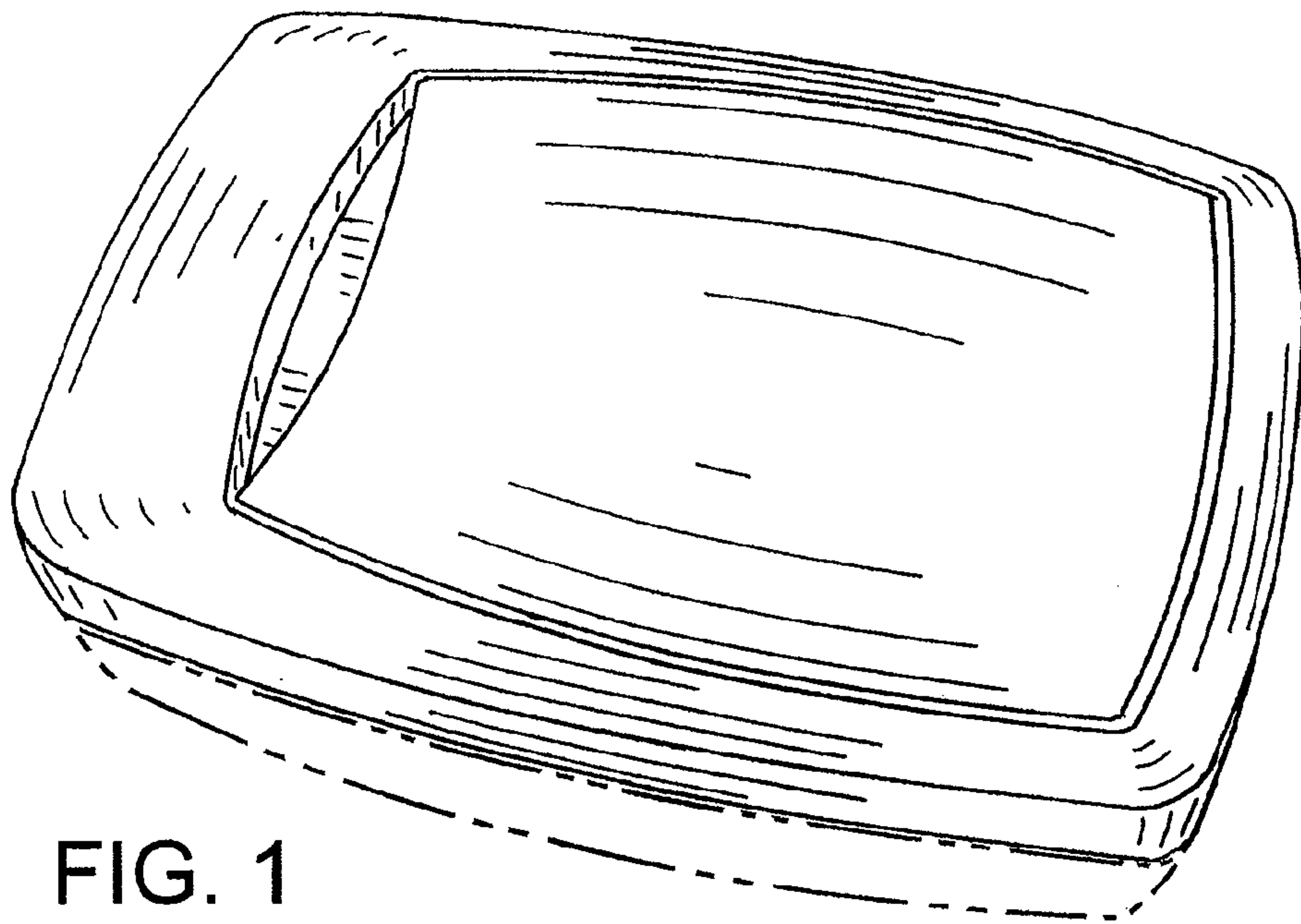


FIG. 1




FIG. 2




FIG. 3




FIG. 4

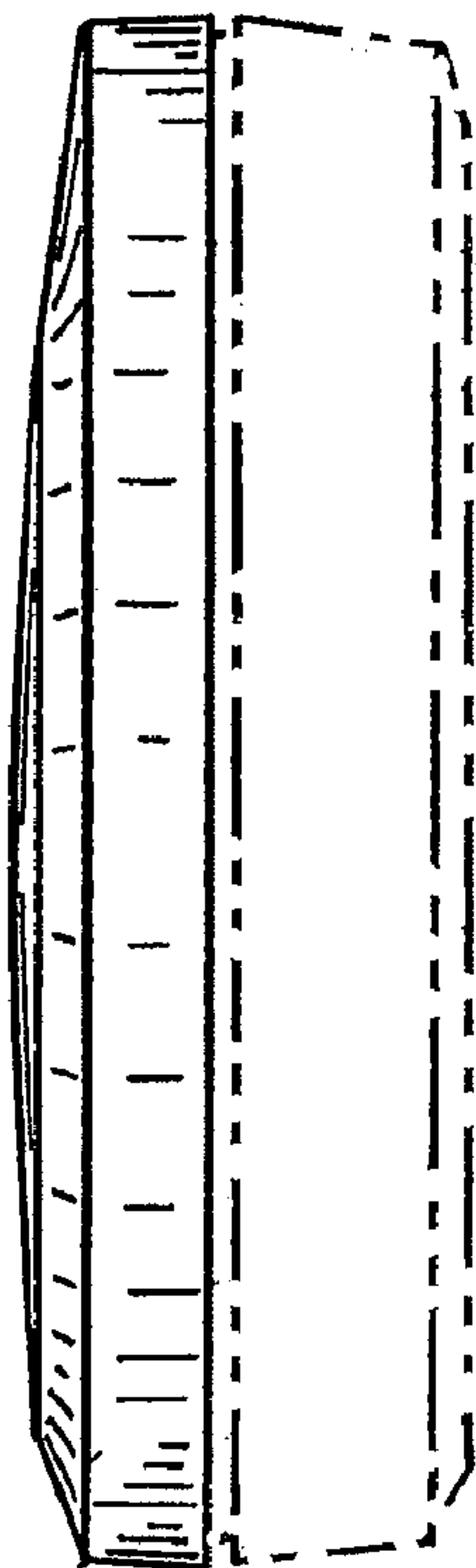


FIG. 5