

US00D643964S

(12) **United States Design Patent**
Heyrman

(10) **Patent No.:** **US D643,964 S**

(45) **Date of Patent:** **** Aug. 23, 2011**

(54) **LUMINAIRE**

(75) Inventor: **Koen Heyrman**, Mortsel (BE)

(73) Assignee: **Koninklijke Philips Electronics N.V.**,
Eindhoven (NL)

(**) Term: **14 Years**

(21) Appl. No.: **29/376,516**

(22) Filed: **Oct. 8, 2010**

(30) **Foreign Application Priority Data**

Apr. 8, 2010 (EM) 001691957-0004

(51) **LOC (9) Cl.** **26-03**

(52) **U.S. Cl.** **D26/85**

(58) **Field of Classification Search** D26/63,
D26/68, 79, 85, 87, 92; 362/147, 404-408,
362/431, 432

See application file for complete search history.

(56) **References Cited**

U.S. PATENT DOCUMENTS

D93,770 S * 11/1934 Isreal et al. D22/123
D158,917 S * 6/1950 Wince D26/85
3,038,062 A * 6/1962 Liberman 362/229
D216,830 S * 3/1970 McNamara, Jr. D26/85

D238,094 S * 12/1975 Ervin D26/24
D248,184 S * 6/1978 Roberts D26/85
D265,765 S * 8/1982 Hawkins D26/85
D455,518 S * 4/2002 Littman D26/87
D491,686 S * 6/2004 Citterio D26/72
D590,088 S * 4/2009 Dworschak D26/85
D626,680 S * 11/2010 Verelst D26/85

OTHER PUBLICATIONS

All wall monuted downlights shown on pp. 124 and 125 of the Eurofase Fundamentals Catalog vol. 20 © 2010 (2 pages-includes rear cover of catalog).*

Taos Square wall sconce from Edge Lighting. PDF Brochure created Feb. 26, 2009.*

* cited by examiner

Primary Examiner — Clare E Heflin

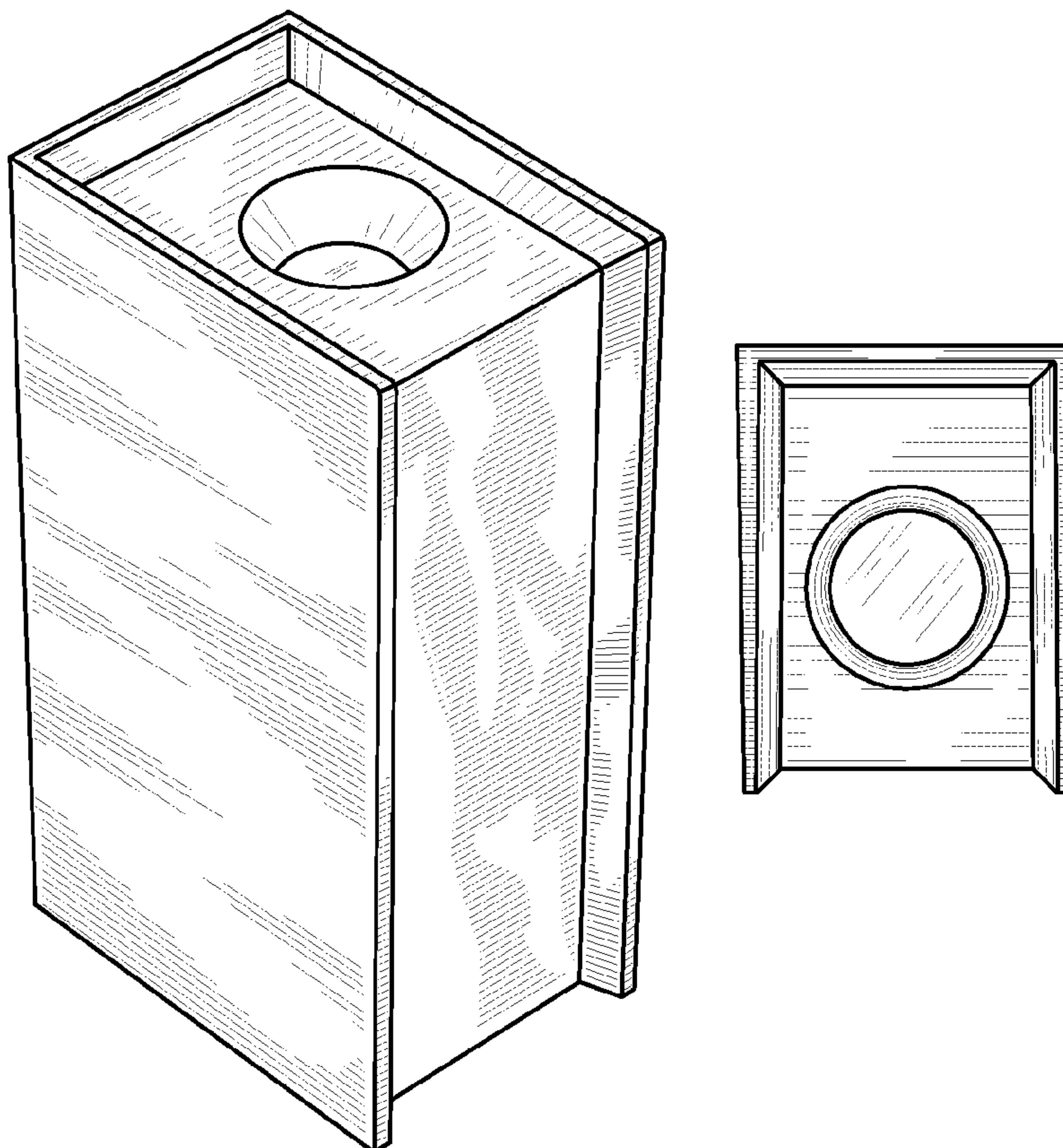
(57) **CLAIM**

The ornamental design for a luminaire, as shown.

DESCRIPTION

FIG. 1 is a perspective view showing my design;
FIG. 2 is a front elevational view thereof;
FIG. 3 is a rear elevational view thereof;
FIG. 4 is a right side elevational view thereof;
FIG. 5 is a left side elevational view thereof;
FIG. 6 is a top plan view thereof; and,
FIG. 7 is a bottom plan view thereof.

1 Claim, 4 Drawing Sheets






FIG. 1




FIG. 2




FIG. 3




FIG. 4




FIG. 5

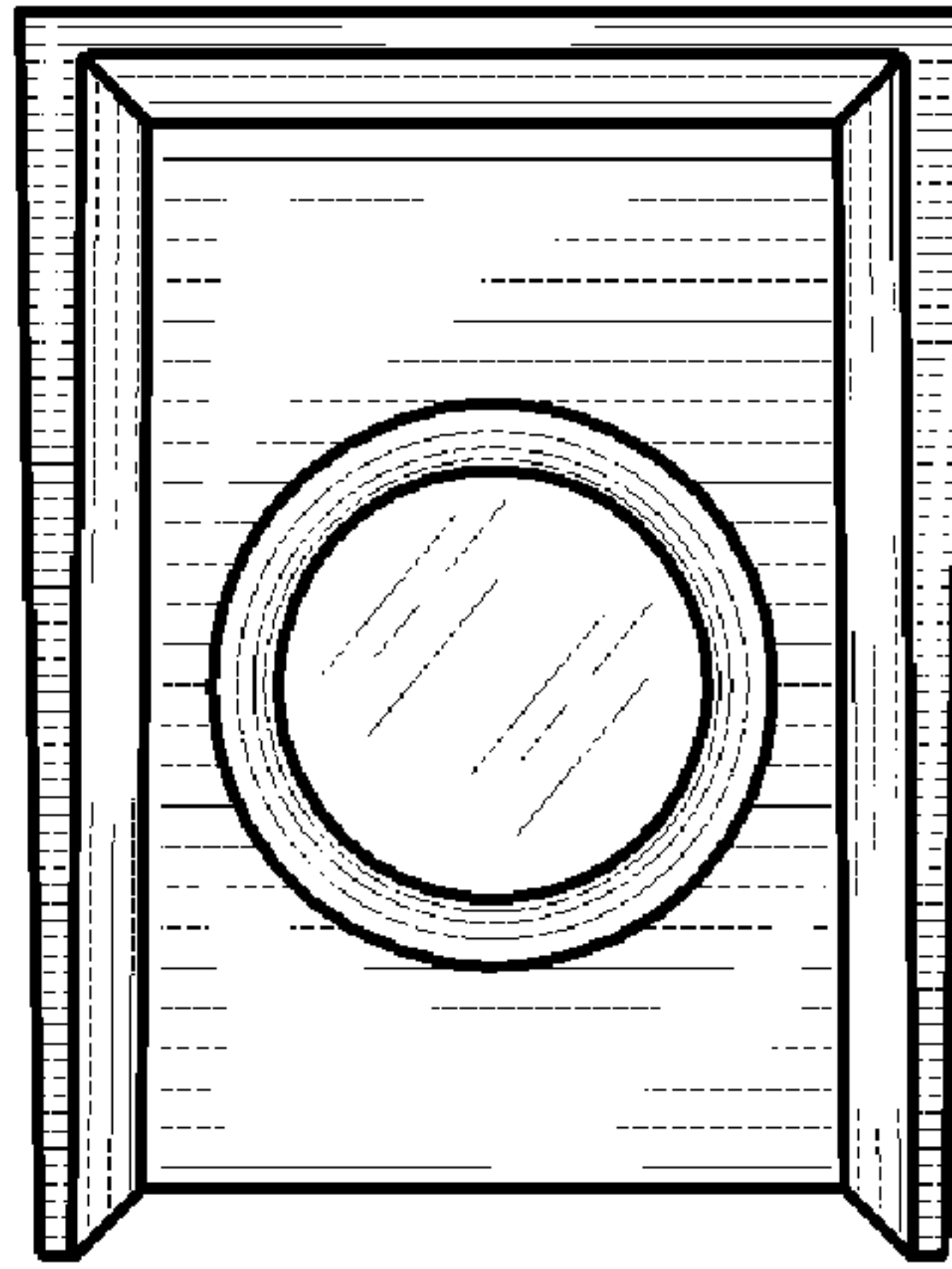


FIG. 6

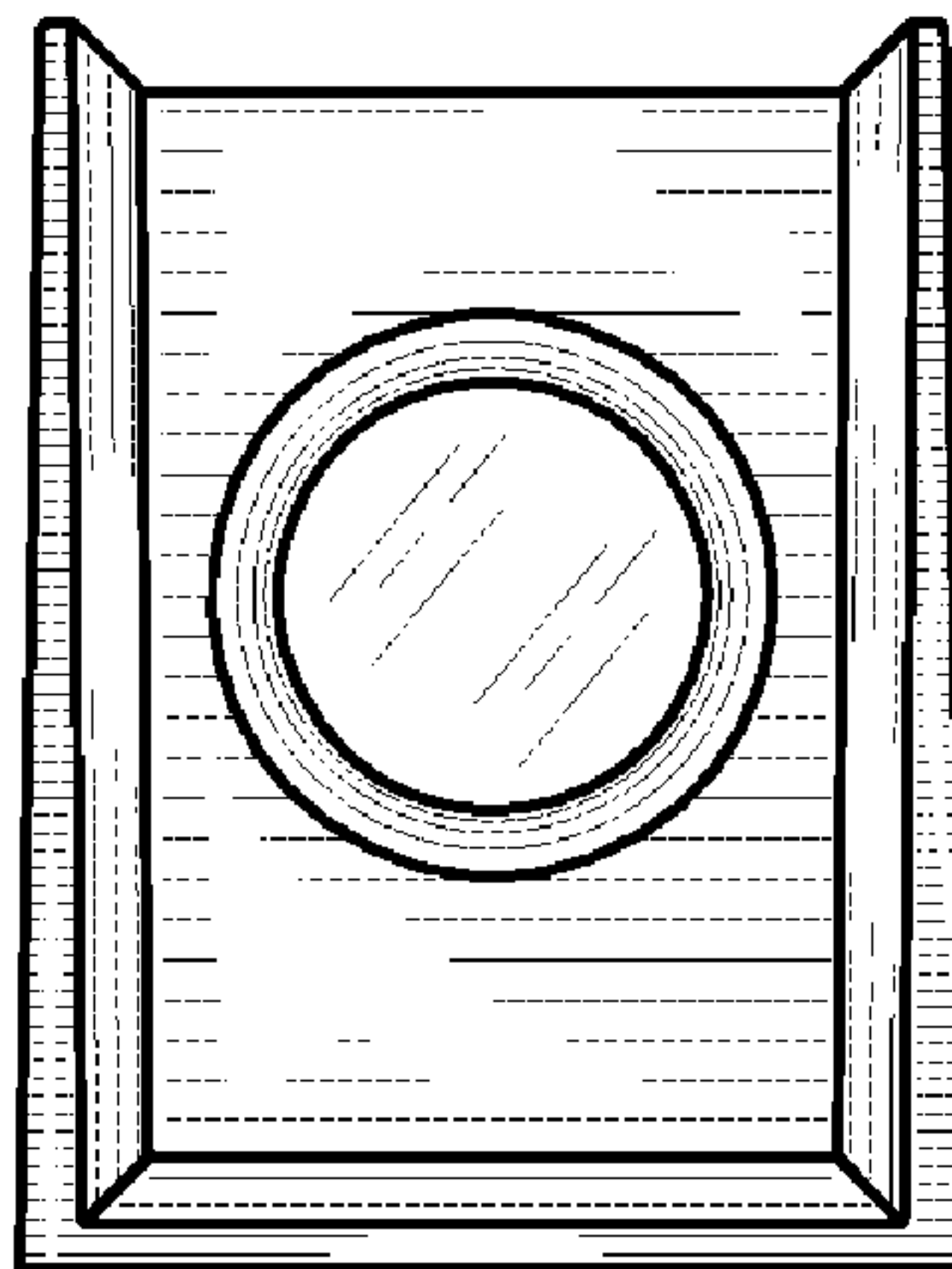


FIG. 7