

US00D643954S

(12) **United States Design Patent**
Chang et al.

(10) **Patent No.:** **US D643,954 S**

(45) **Date of Patent:** **** Aug. 23, 2011**

(54) **REAR COMBINATION LAMP FOR AN
AUTOMOBILE**

(75) Inventors: **Hyung Uk Chang**, Hwaseong (KR); **Jaekun Lee**, Hwaseong (KR); **Se Jin Oh**, Hwaseong (KR)

(73) Assignee: **Kia Motors Corporation**, Seoul (KR)

(**) Term: **14 Years**

(21) Appl. No.: **29/372,278**

(22) Filed: **Nov. 2, 2010**

(30) **Foreign Application Priority Data**

Aug. 20, 2010 (KR) 30-2010-0036467

(51) **LOC (9) Cl.** **26-06**

(52) **U.S. Cl.** **D26/28**

(58) **Field of Classification Search** D26/28-36;
362/458-469, 475-478, 485-487

See application file for complete search history.

(56) **References Cited**

U.S. PATENT DOCUMENTS

D549,363 S *	8/2007	Pfeiffer	D26/28
D552,769 S *	10/2007	Leclercq	D26/28
D553,268 S *	10/2007	Pfeiffer	D26/28
D553,269 S *	10/2007	Pfeiffer et al.	D26/28
D560,292 S *	1/2008	Sato	D26/28
D561,357 S *	2/2008	Leclercq	D26/28
D565,211 S *	3/2008	Haller et al.	D26/28

D570,015 S *	5/2008	Hsu	D26/28
D574,524 S *	8/2008	Tomatsu	D26/28
D605,793 S *	12/2009	Weil	D26/28
D620,157 S *	7/2010	Frenzel et al.	D26/28

* cited by examiner

Primary Examiner — Marcus Jackson

(74) *Attorney, Agent, or Firm* — Edwards Angell Palmer & Dodge LLP; Kongsik Kim

(57) **CLAIM**

The ornamental design for a rear combination lamp for an automobile, as shown and described.

DESCRIPTION

FIG. 1 is a perspective view of a rear combination lamp for an automobile according to the present invention.

FIG. 2 is a front view of the rear combination lamp for an automobile of FIG. 1.

FIG. 3 is a rear view of the rear combination lamp for an automobile of FIG. 1.

FIG. 4 is a left side view of the rear combination lamp for an automobile of FIG. 1.

FIG. 5 is a right side view of the rear combination lamp for an automobile of FIG. 1.

FIG. 6 is a top view of the rear combination lamp for an automobile of FIG. 1; and,

FIG. 7 is a bottom view of the rear combination lamp for an automobile of FIG. 1.

1 Claim, 7 Drawing Sheets




FIG. 1




FIG. 2




FIG. 3




FIG. 4

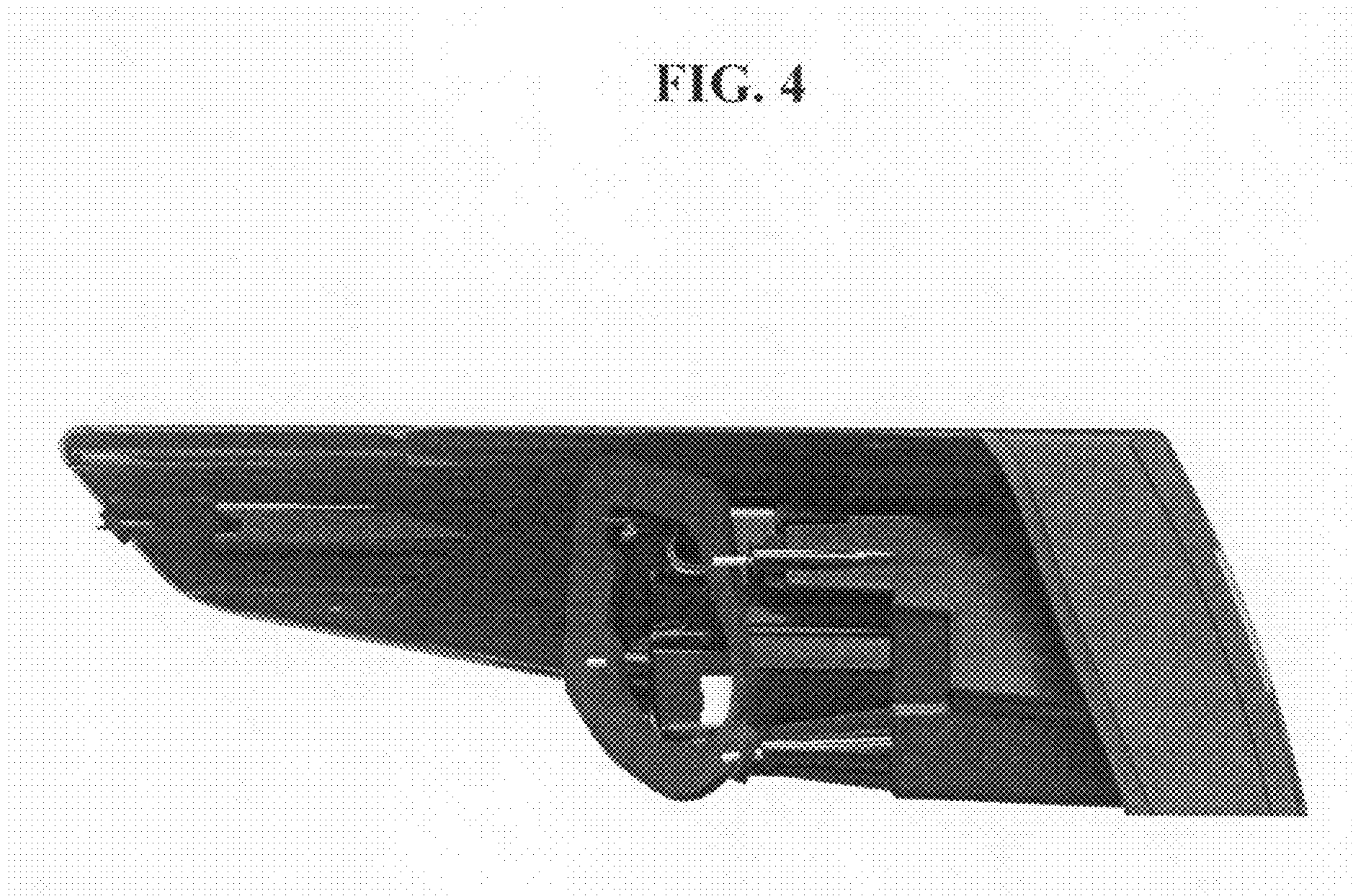


FIG. 5

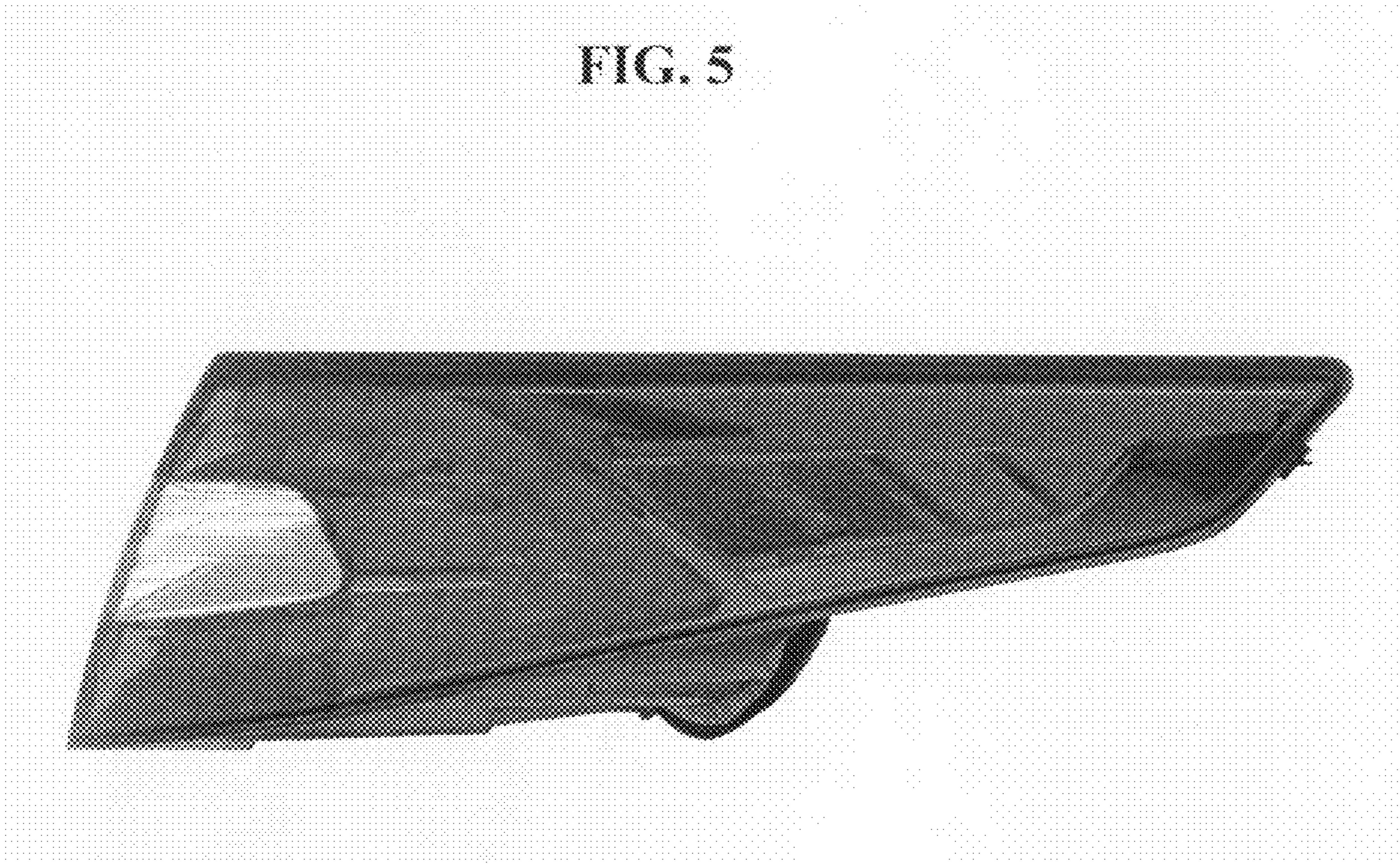



FIG. 6



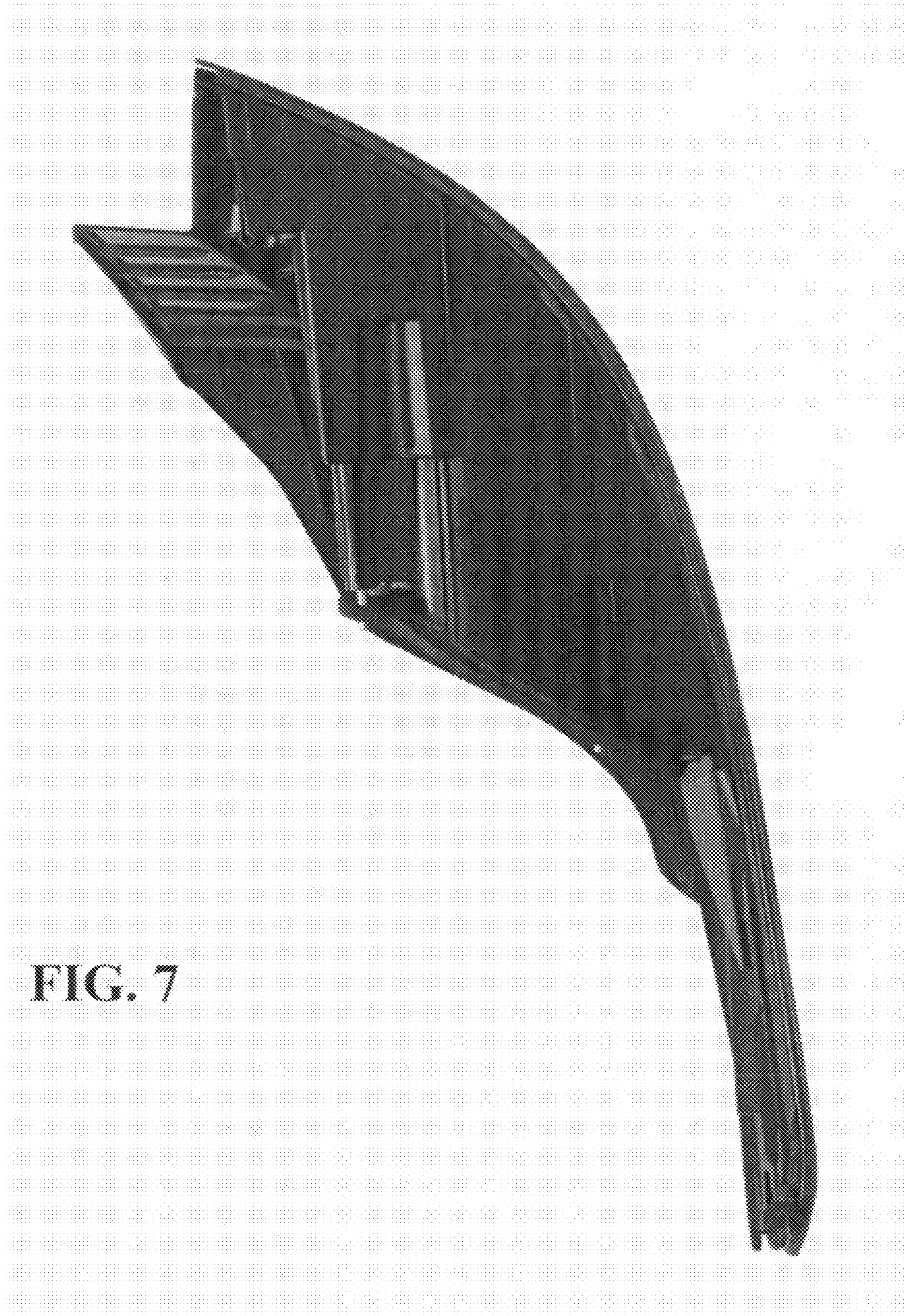


FIG. 7