

US00D643953S

(12) **United States Design Patent**  
**Chang et al.**

(10) **Patent No.:** **US D643,953 S**

(45) **Date of Patent:** **\*\* Aug. 23, 2011**

(54) **REAR COMBINATION LAMP FOR AN  
AUTOMOBILE**

(75) Inventors: **Hyung Uk Chang**, Gyeonggi-Do (KR);  
**Se Jin Oh**, Gyeonggi-Do (KR); **Jae Kun  
Lee**, Gyeonggi-Do (KR)

(73) Assignee: **Kia Motors Corporation**, Seoul (KR)

(\*\*) Term: **14 Years**

(21) Appl. No.: **29/372,120**

(22) Filed: **Oct. 18, 2010**

(30) **Foreign Application Priority Data**

Apr. 28, 2010 (KR) ..... 30-2010-0018911

(51) **LOC (9) Cl.** ..... **26-06**

(52) **U.S. Cl.** ..... **D26/28**

(58) **Field of Classification Search** ..... D26/28-36;  
362/459-468, 475-478, 485-487  
See application file for complete search history.

(56) **References Cited**

**U.S. PATENT DOCUMENTS**

D549,363 S *	8/2007	Pfeiffer	.....	D26/28
D552,769 S *	10/2007	Leclercq	.....	D26/28
D553,268 S *	10/2007	Pfeiffer	.....	D26/28
D553,269 S *	10/2007	Pfeiffer et al.	.....	D26/28
D560,292 S *	1/2008	Sato	.....	D26/28
D561,357 S *	2/2008	Leclercq	.....	D26/28
D565,211 S *	3/2008	Haller et al.	.....	D26/28

D570,015 S *	5/2008	Hsu	.....	D26/28
D574,524 S *	8/2008	Tomatsu	.....	D26/28
D605,793 S *	12/2009	Weil	.....	D26/28
D620,157 S *	7/2010	Frenzel et al.	.....	D26/28

\* cited by examiner

*Primary Examiner* — Marcus Jackson

(74) *Attorney, Agent, or Firm* — Edwards Angell Palmer &  
Dodge LLP; Kongsik Kim

(57) **CLAIM**

The ornamental design for a rear combination lamp for an  
automobile, as shown and described.

**DESCRIPTION**

FIG. 1 is a perspective view of a rear combination lamp for an  
automobile according to the present invention.

FIG. 2 is a front view of the rear combination lamp for an  
automobile of FIG. 1.

FIG. 3 is a rear view of the rear combination lamp for an  
automobile of FIG. 1.

FIG. 4 is a left side view of the rear combination lamp for an  
automobile of FIG. 1.

FIG. 5 is a right side view of the rear combination lamp for an  
automobile of FIG. 1.

FIG. 6 is a top view of the rear combination lamp for an  
automobile of FIG. 1; and,

FIG. 7 is a bottom view of the rear combination lamp for an  
automobile of FIG. 1.

**1 Claim, 7 Drawing Sheets**






FIG. 1






FIG. 2







FIG. 3





**FIG. 4**




FIG. 5






FIG. 6




FIG. 7

