



US00D643944S

(12) **United States Design Patent**
Henderson

(10) **Patent No.:** **US D643,944 S**

(45) **Date of Patent:** **** Aug. 23, 2011**

(54) **CERAMIC TILE**

(76) Inventor: **Richard L. Henderson**, Portland, OR
(US)

(**) Term: **14 Years**

(21) Appl. No.: **29/370,399**

(22) Filed: **Jul. 12, 2010**

(51) **LOC (9) Cl.** **25-01**

(52) **U.S. Cl.** **D25/157**

(58) **Field of Classification Search** D25/145,
D25/150, 157, 158, 163, 138, 113; 52/306,
52/311.1, 311.2, 314, 316, 390, 384, 392,
52/403.1, 386, 391, 605, 602, 579, 588.1,
52/591.4, 600; 428/38, 50, 49, 106; 404/34,
404/39, 42, 46, 41, 50

See application file for complete search history.

(56) **References Cited**

U.S. PATENT DOCUMENTS

2,234,114 A * 3/1941 Gifford 52/483.1
D263,628 S 3/1982 Platner

D296,096 S * 6/1988 King D12/345
D318,739 S 7/1991 Ryan
D490,914 S * 6/2004 Story D25/157
D509,604 S 9/2005 Zarifian

* cited by examiner

Primary Examiner — Doris Clark

(74) *Attorney, Agent, or Firm* — Mark A. Navarre

(57) **CLAIM**

The ornamental design for a ceramic tile, as shown and described.

DESCRIPTION

FIG. 1 is a perspective top view of a ceramic tile showing my new design.

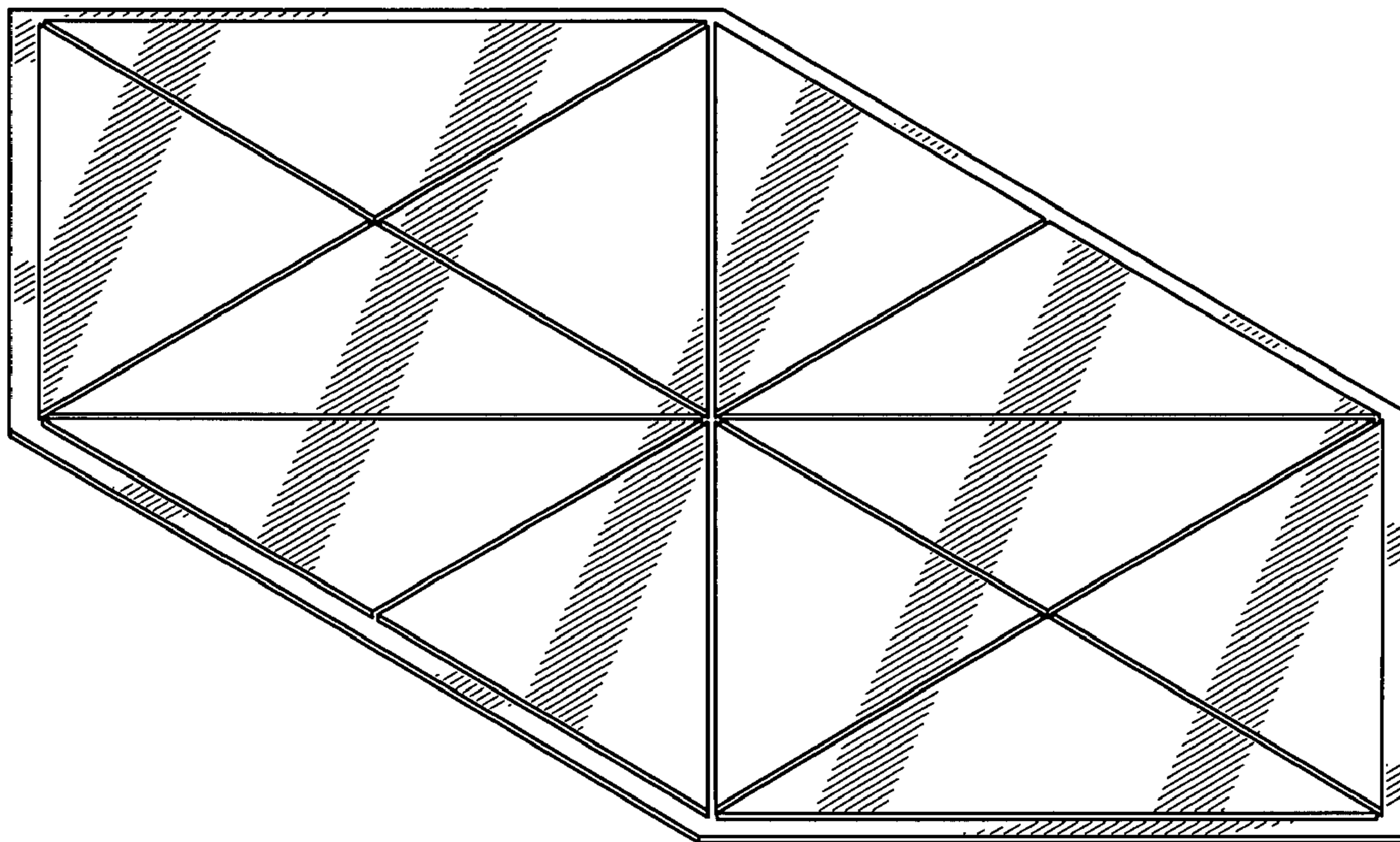
FIG. 2 is a top plan view of the ceramic tile shown in FIG. 1.

FIG. 3 is a bottom plan view of the ceramic tile shown in FIG. 1.

FIG. 4 is a side plan view of the ceramic tile shown in FIG. 1; and,

FIG. 5 is an end plan view of the ceramic tile shown in FIG. 1.

1 Claim, 4 Drawing Sheets



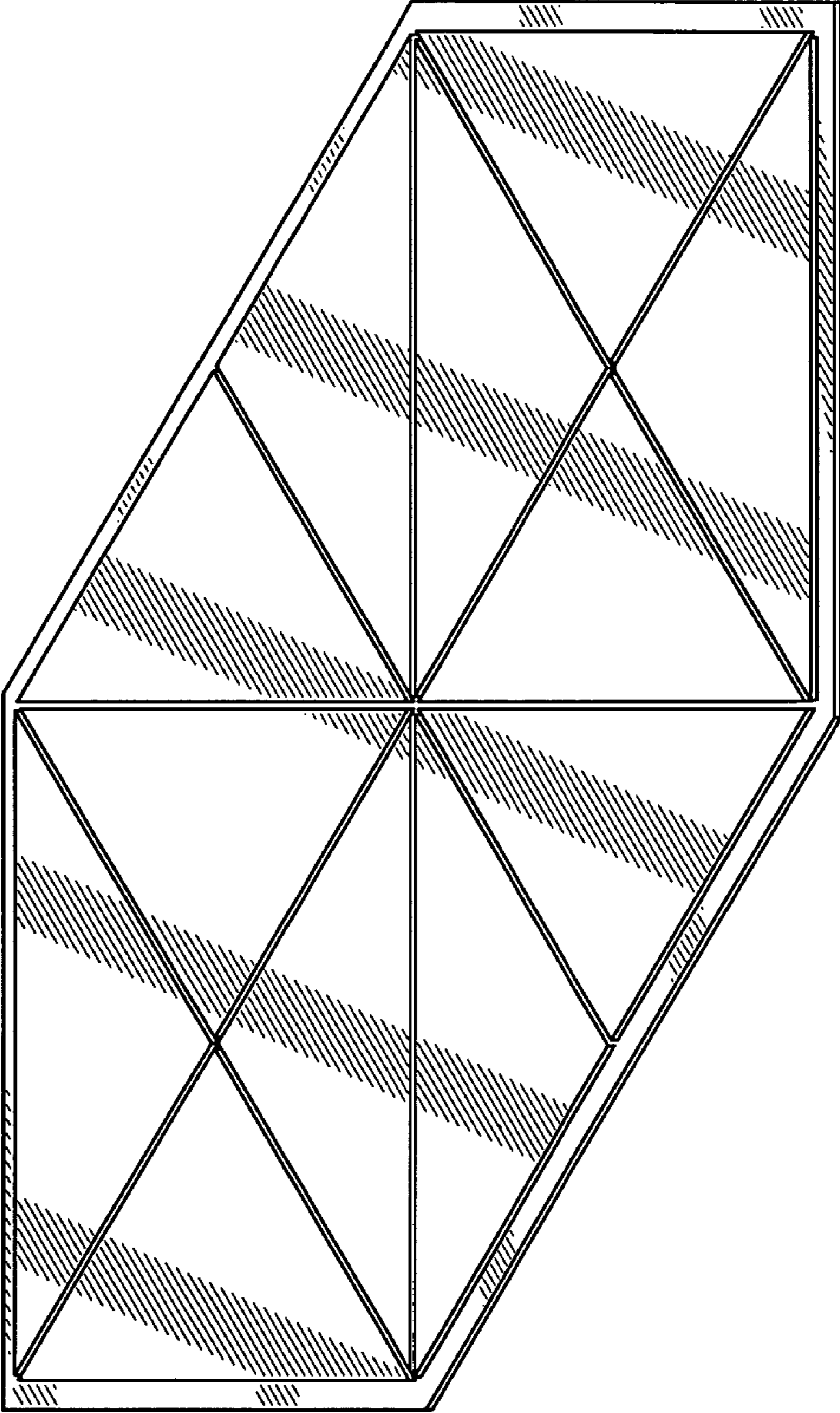


FIG. 1

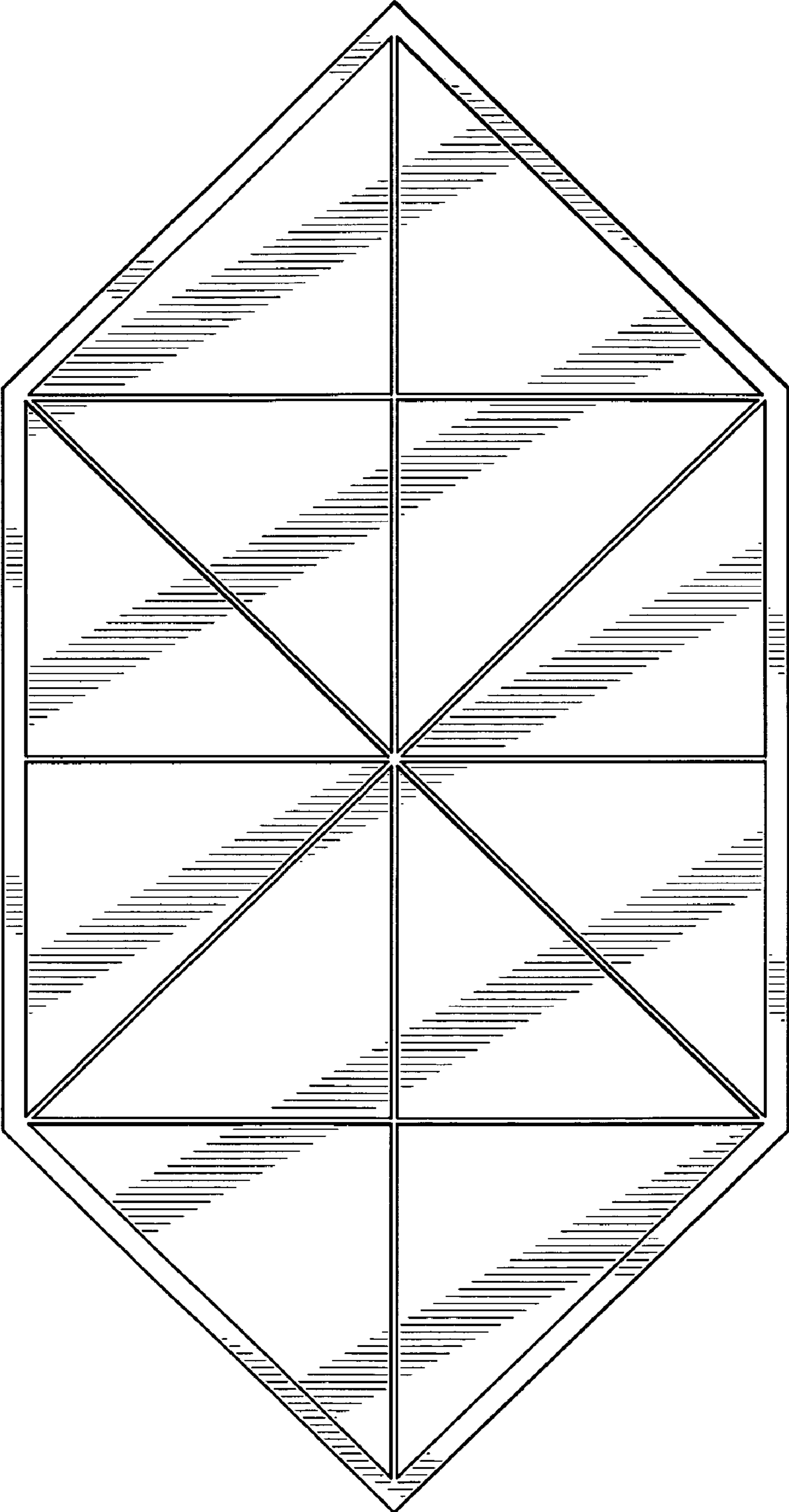


FIG. 2




FIG. 3



FIG. 4



FIG. 5