



US00D643943S

(12) **United States Design Patent**  
**Mugge et al.**

(10) **Patent No.:** **US D643,943 S**

(45) **Date of Patent:** **\*\* Aug. 23, 2011**

(54) **MOLDED SURFACE OF A CONCRETE PRODUCT**

(75) Inventors: **Jimmie L. Mugge**, Inver Grove Heights, MN (US); **Jay J. Johnson**, Star Prairie, WI (US)

(73) Assignee: **Anchor Wall Systems, Inc.**, Minnetonka, MN (US)

(\*\*) Term: **14 Years**

(21) Appl. No.: **29/372,786**

(22) Filed: **Jan. 10, 2011**

**Related U.S. Application Data**

(62) Division of application No. 29/370,148, filed on Jun. 10, 2010, now Pat. No. Des. 632,810, which is a division of application No. 29/313,266, filed on Dec. 19, 2008, now Pat. No. Des. 619,734.

(51) **LOC (9) Cl.** ..... **25-01**

(52) **U.S. Cl.** ..... **D25/113**

(58) **Field of Classification Search** ..... D25/102, D25/112-118, 136, 138, 151, 152, 162, 164; D21/484-491, 499-502; 405/16, 17, 33, 405/35, 286; 52/503-505, 574, 575, 596-612; 404/29-31, 34

See application file for complete search history.

(56) **References Cited**

**U.S. PATENT DOCUMENTS**

415,773 A 11/1889 Fiske  
799,754 A 9/1905 Petrie  
803,014 A 10/1905 McIlravy  
819,055 A 5/1906 Fisher  
824,235 A 5/1906 Damon

838,278 A 12/1906 Schwartz  
1,086,975 A 2/1914 Aaronson  
1,574,123 A 2/1926 Sharpe  
1,776,999 A 9/1930 Jensen  
1,795,451 A 3/1931 Sharpe  
2,313,363 A 3/1943 Schmitt  
2,517,432 A 8/1950 Hornberger  
2,819,495 A 1/1958 Krausz  
2,882,689 A 4/1959 Huch et al.

(Continued)

**FOREIGN PATENT DOCUMENTS**

WO WO 03/060251 A1 7/2003

**OTHER PUBLICATIONS**

U.S. Appl. No. 29/301,729, filed Mar. 13, 2008 for Applicant for Mugge et al.

*Primary Examiner* — T. Chase Nelson

*Assistant Examiner* — Anhdao Doan

(74) *Attorney, Agent, or Firm* — Merchant & Gould P.C.

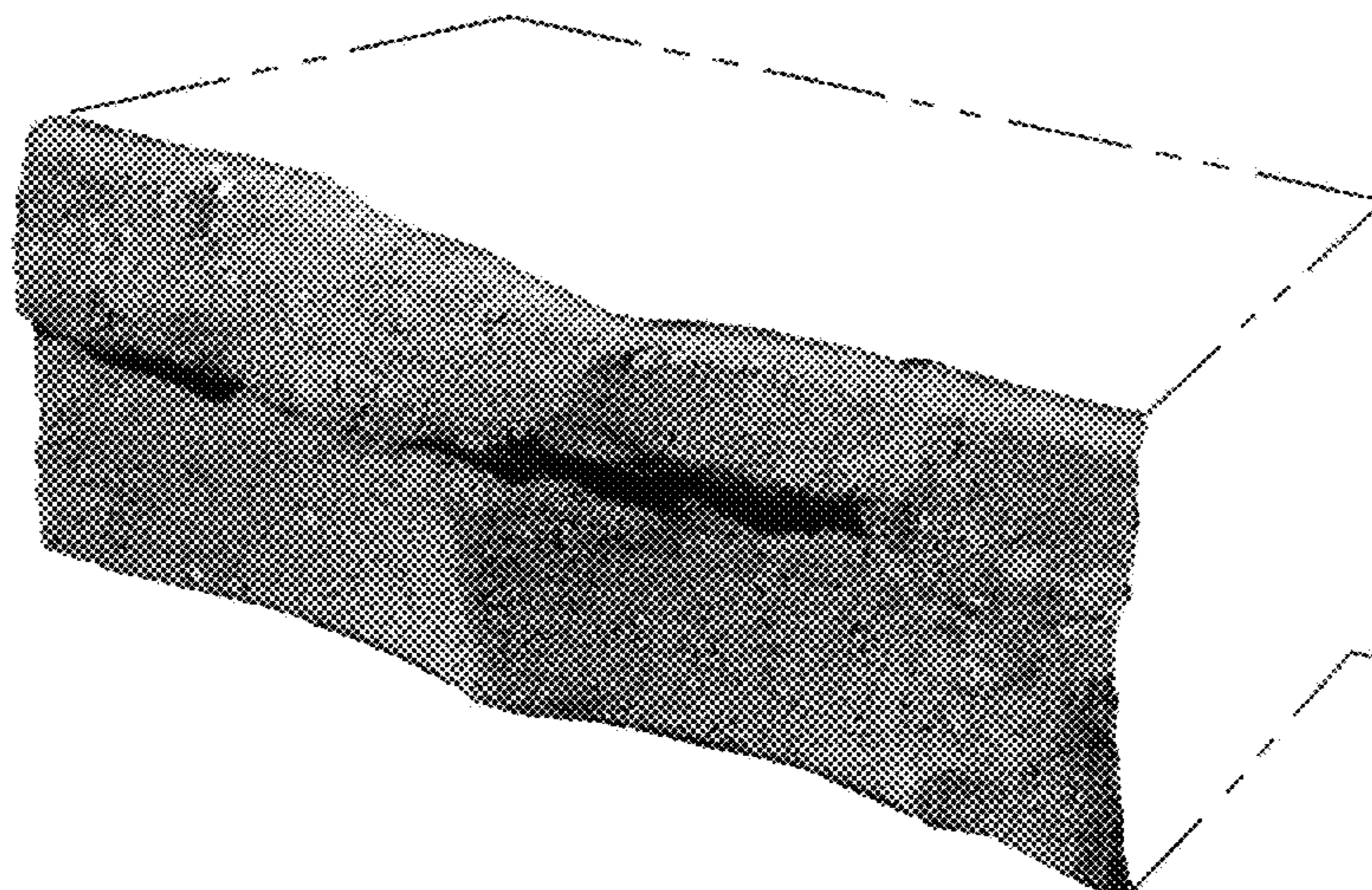
(57) **CLAIM**

The ornamental design for a molded surface of a concrete product, as shown and described.

**DESCRIPTION**

FIG. 1 is a front view of a concrete product, according to our new design; FIG. 2 is a right side view of the concrete product of FIG. 1; FIG. 3 is a left side view of the concrete product of FIG. 1; FIG. 4 is a top view of the concrete product of FIG. 1; FIG. 5 is a bottom view of the concrete product of FIG. 1; and, FIG. 6 is a perspective view of the concrete product of FIG. 1. The broken lines in the drawing views are included for the purpose of illustrating portions of the molded surface of a concrete product that form no part of the claimed design.

**1 Claim, 6 Drawing Sheets**



# US D643,943 S

U.S. PATENT DOCUMENTS								
3,555,757	A	1/1971	Volent	D486,246	S	2/2004	Manthei	
3,694,128	A	9/1972	Foxen	D492,796	S	7/2004	Price	
4,063,866	A	12/1977	Lurbiecki	D500,864	S	1/2005	Klettenberg et al.	
4,335,549	A	6/1982	Dean, Jr.	D506,837	S	6/2005	Scherer et al.	
4,738,059	A	4/1988	Dean, Jr.	D509,909	S	9/2005	Sorheim	
D298,463	S	11/1988	Forsberg	D511,578	S	11/2005	Mugge et al.	
4,784,821	A	11/1988	Leopold	D511,846	S	11/2005	Evans	
4,869,660	A	9/1989	Ruckstuhl	D513,805	S	1/2006	Scherer et al.	
4,920,712	A	5/1990	Dean, Jr.	D518,578	S	4/2006	Mugge et al.	
D317,048	S	5/1991	Forsberg	D529,195	S	9/2006	Mugge	
D317,209	S	5/1991	Forsberg	D529,628	S	10/2006	Mugge et al.	
D319,885	S	9/1991	Blomquist	D530,831	S	10/2006	Mugge et al.	
D321,060	S	10/1991	Blomquist	D532,910	S	11/2006	Mugge et al.	
D341,215	S	11/1993	Blomquist et al.	D538,946	S	3/2007	Mugge et al.	
D350,610	S	9/1994	Rodrigue	D538,947	S	3/2007	Price	
D350,611	S	9/1994	Scales	D539,439	S	3/2007	Price	
D352,789	S	11/1994	Adam	D540,477	S	4/2007	Price	
D362,511	S	9/1995	Anderson et al.	D540,478	S	4/2007	Price	
D363,787	S	10/1995	Powell	D541,950	S	5/2007	Mugge et al.	
5,490,363	A	2/1996	Woolford	D541,951	S	5/2007	Mugge et al.	
D380,560	S	7/1997	Forsberg	D548,365	S	8/2007	Price	
D381,086	S	7/1997	Forsberg	D550,860	S	9/2007	Price	
D391,376	S	2/1998	Strand et al.	D576,293	S	9/2008	Mugge et al.	
5,735,643	A	4/1998	Castonguay et al.	D581,548	S	11/2008	Mugge et al.	
5,744,081	A	4/1998	Tanigawa et al.	D586,478	S	2/2009	Price et al.	
D402,380	S	12/1998	Komoroski	D588,713	S	3/2009	Mugge et al.	
D429,006	S	8/2000	Price et al.	D588,714	S	3/2009	Mugge et al.	
D433,158	S	10/2000	Hammer	D589,165	S	3/2009	Manthei et al.	
D434,508	S	11/2000	Price et al.	D596,318	S	7/2009	Mugge et al.	
D437,422	S	2/2001	Bolles et al.	D598,135	S	8/2009	Mugge et al.	
D438,640	S	3/2001	Bolles et al.	D598,136	S	8/2009	Mugge	
D445,512	S	7/2001	Sievert	D598,137	S	8/2009	Mugge et al.	
D448,856	S	10/2001	Boone	D604,430	S	11/2009	Mugge et al.	
6,321,740	B1	11/2001	Scherer et al.	D619,730	S	7/2010	Mugge et al.	
D458,693	S	6/2002	Sievert	D619,731	S	7/2010	Mugge et al.	
D464,145	S	10/2002	Scherer et al.	D619,732	S	7/2010	Mugge et al.	
D466,228	S	11/2002	Hammer	D619,733	S	7/2010	Mugge et al.	
D466,229	S	11/2002	Risi et al.	D619,734	S	7/2010	Mugge et al.	
D466,619	S	12/2002	Britton	D620,614	S	7/2010	Mugge et al.	
D467,009	S	12/2002	Agee	D621,069	S	8/2010	Mugge et al.	
D468,449	S	1/2003	Britton	2003/0126821	A1	7/2003	Scherer	
D477,091	S	7/2003	Manthei	2003/0182011	A1	9/2003	Scherer	
D477,419	S	7/2003	Manthei	2004/0098928	A1	5/2004	Scherer et al.	
D479,002	S	8/2003	Nordstrand	2005/0120670	A1*	6/2005	Ness et al. .... 52/745.19	
D479,003	S	8/2003	Nordstrand	2006/0110223	A1	5/2006	Dawson et al.	
D482,133	S	11/2003	Scherer et al.	2007/0289247	A1	12/2007	Hamel	
D485,371	S	1/2004	Burgess et al.					

\* cited by examiner





FIG. 1






FIG. 2




FIG. 3



FIG. 4

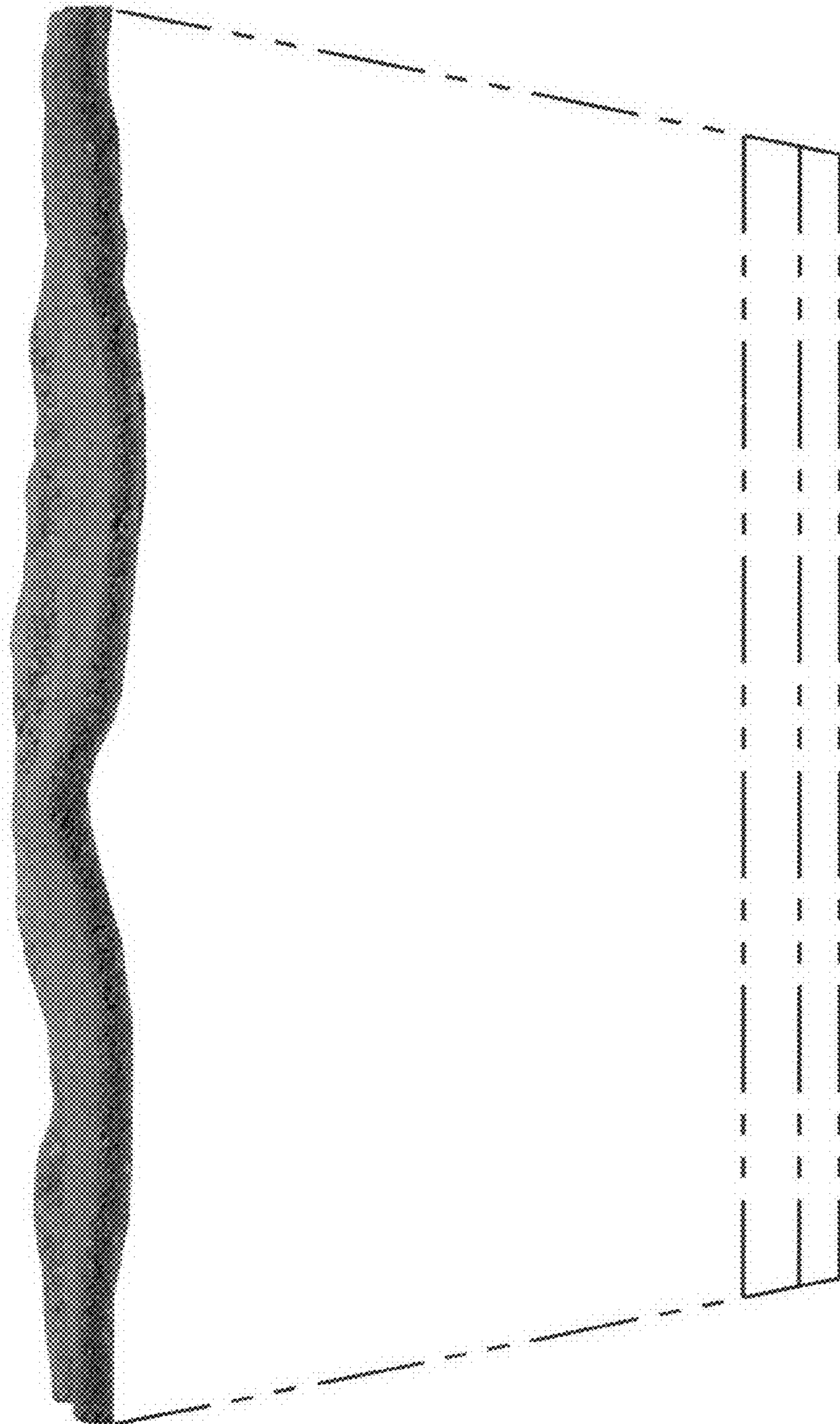


FIG. 5





FIG. 6