



US00D643942S

(12) **United States Design Patent**
Mugge et al.

(10) **Patent No.:** **US D643,942 S**
(45) **Date of Patent:** **** Aug. 23, 2011**

(54) **MOLDED SURFACE OF A CONCRETE PRODUCT**

(75) Inventors: **Jimmie L. Mugge**, Inver Grove Heights, MN (US); **Jay J. Johnson**, Star Prairie, WI (US)

(73) Assignee: **Anchor Wall Systems, Inc.**, Minnetonka, MN (US)

(**) Term: **14 Years**

(21) Appl. No.: **29/372,782**

(22) Filed: **Jan. 10, 2011**

Related U.S. Application Data

(62) Division of application No. 29/370,143, filed on Jun. 9, 2010, now Pat. No. Des. 632,807, which is a division of application No. 29/315,040, filed on May 19, 2009, now Pat. No. Des. 620,134.

(51) **LOC (9) Cl.** **25-01**

(52) **U.S. Cl.** **D25/113**

(58) **Field of Classification Search** D25/102, D25/112-118, 136, 138, 151, 152, 162, 164; D21/484-491, 499-502; 405/16, 17, 33, 405/35, 286; 52/503-505, 574, 575, 596-612; 404/29-31, 34

See application file for complete search history.

(56) **References Cited**

U.S. PATENT DOCUMENTS

- 415,773 A * 11/1889 Fiske
- 799,754 A * 9/1905 Petrie
- 803,014 A * 10/1905 McIlravy
- 813,901 A * 2/1906 Leming et al.
- 819,055 A * 5/1906 Fisher
- 824,235 A * 6/1906 Damon
- 838,278 A * 12/1906 Schwartz
- 1,086,975 A * 2/1914 Aaronson
- 1,166,312 A * 12/1915 Barten

- 1,564,490 A * 12/1925 Parkhurst
- 1,574,125 A * 2/1926 Sharpe
- 1,596,165 A * 8/1926 Evans
- 1,693,852 A * 12/1928 McQuain
- 1,751,272 A * 3/1930 Forman
- 1,776,999 A * 9/1930 Jensen

(Continued)

FOREIGN PATENT DOCUMENTS

DE 196 34 499 A1 3/1998

(Continued)

OTHER PUBLICATIONS

“Kobra Slab Molds: Optimum Slab Production on Big Board Machines, Design and benefits,” *KOBRA*, 2 pages, published before Aug. 6, 2007.

(Continued)

Primary Examiner — T. Chase Nelson

Assistant Examiner — Anhdao Doan

(74) *Attorney, Agent, or Firm* — Merchant & Gould P.C.

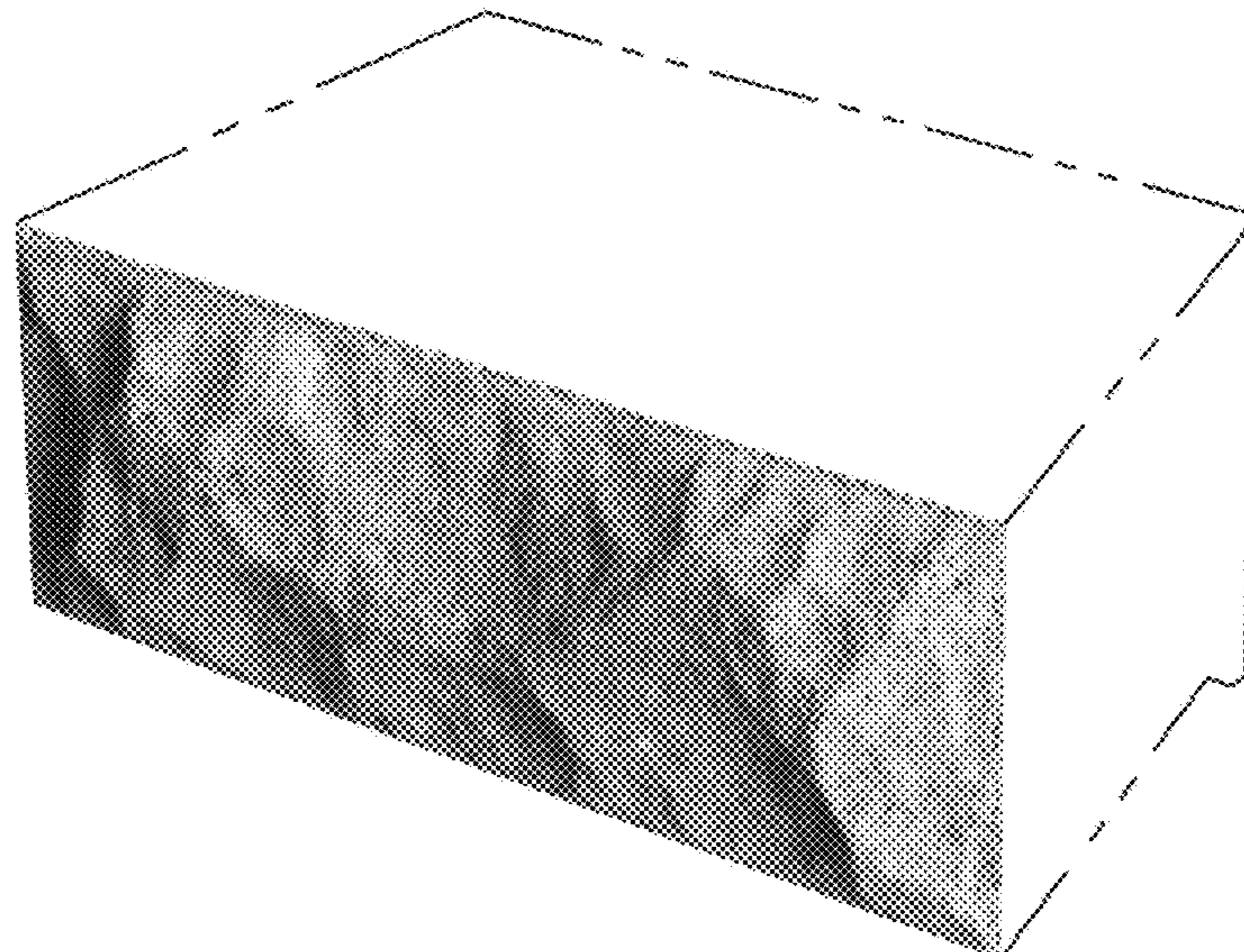
(57) **CLAIM**

The ornamental design for a molded surface of a concrete product, as shown and described.

DESCRIPTION

FIG. 1 is a front view of a molded surface of a concrete product, according to our new design; FIG. 2 is a right side view thereof; FIG. 3 is a left side view thereof; FIG. 4 is a top view thereof; FIG. 5 is a bottom view thereof; and, FIG. 6 is a perspective view thereof. The broken lines in all views are included for the purpose of illustrating portions of the concrete product that form no part of the claimed design.

1 Claim, 6 Drawing Sheets



US D643,942 S

Page 2

U.S. PATENT DOCUMENTS

1,982,730 A * 12/1934 Erkman
 2,038,205 A * 4/1936 Case
 2,313,363 A * 3/1943 Schmitt
 2,457,368 A * 12/1948 Hanson
 2,517,432 A * 8/1950 Hornberger
 2,570,384 A * 10/1951 Russell
 2,682,093 A * 6/1954 Clanton
 2,819,495 A * 1/1958 Krausz
 2,882,689 A * 4/1959 Huch et al.
 D190,779 S * 6/1961 Stekl
 3,013,321 A * 12/1961 McElroy
 3,204,316 A 9/1965 Jackson
 3,277,551 A 10/1966 Sekiguchi
 3,425,105 A 2/1969 Gulde
 3,530,553 A 9/1970 Engle et al.
 3,669,402 A 6/1972 Paulson
 3,694,128 A 9/1972 Foxen
 3,731,899 A 5/1973 Nuzzo
 3,795,721 A 3/1974 Gilbert et al.
 3,809,049 A 5/1974 Fletcher et al.
 3,918,877 A 11/1975 Pickett
 3,940,229 A 2/1976 Hutton
 3,981,953 A 9/1976 Haines
 4,050,864 A 9/1977 Komaki
 4,063,866 A 12/1977 Lurbiecki
 4,178,340 A 12/1979 Hyytinen
 4,272,230 A 6/1981 Abate
 4,784,821 A 11/1988 Leopold
 4,802,836 A 2/1989 Whissell
 4,869,660 A 9/1989 Ruckstuhl
 4,902,211 A 2/1990 Svanholm
 4,909,717 A 3/1990 Pardo
 D317,048 S 5/1991 Forsberg
 D317,209 S 5/1991 Forsberg
 D319,885 S 9/1991 Blomquist et al.
 D321,060 S 10/1991 Blomquist et al.
 5,056,998 A 10/1991 Goossens
 5,078,940 A 1/1992 Sayles
 5,183,616 A 2/1993 Hedrick
 D341,215 S 11/1993 Blomquist et al.
 5,366,676 A 11/1994 Kobayashi
 5,372,676 A 12/1994 Lowe
 5,435,949 A 7/1995 Hwang
 5,484,236 A 1/1996 Gravier
 5,534,214 A 7/1996 Sakamoto et al.
 5,598,679 A 2/1997 Orton et al.
 D379,669 S 6/1997 Karanikas
 5,651,912 A 7/1997 Mitsumoto et al.
 5,735,094 A 4/1998 Zember
 5,756,131 A 5/1998 Suh
 5,816,749 A 10/1998 Bailey, II
 5,827,015 A 10/1998 Woolford et al.
 D402,380 S 12/1998 Komoroski
 D429,004 S 8/2000 Strand et al.
 D435,304 S 12/2000 Rainey
 D437,422 S 2/2001 Bolles et al.

D438,640 S 3/2001 Bolles et al.
 D445,512 S 7/2001 Sievert
 D448,856 S 10/2001 Boone
 6,321,740 B1 11/2001 Scherer et al.
 D458,693 S 6/2002 Sievert
 D464,145 S 10/2002 Scherer
 D466,619 S 12/2002 Britton
 D468,449 S 1/2003 Britton
 D477,091 S 7/2003 Manthei
 D479,002 S 8/2003 Nordstrand
 D479,003 S 8/2003 Nordstrand
 D481,767 S 11/2003 May et al.
 D482,133 S 11/2003 Scherer et al.
 D500,864 S 1/2005 Klettenberg et al.
 D506,837 S 6/2005 Scherer et al.
 D511,578 S 11/2005 Mugge et al.
 D513,805 S 1/2006 Scherer et al.
 D518,578 S 4/2006 Mugge et al.
 D529,195 S 9/2006 Mugge
 D529,628 S 10/2006 Mugge et al.
 D530,831 S 10/2006 Mugge et al.
 D532,910 S 11/2006 Mugge et al.
 D538,946 S 3/2007 Mugge et al.
 D541,950 S 5/2007 Mugge et al.
 D541,951 S 5/2007 Mugge et al.
 D584,423 S 1/2009 Mugge
 D585,567 S 1/2009 Mugge et al.
 D586,478 S 2/2009 Price et al.
 D588,713 S 3/2009 Mugge et al.
 D589,165 S 3/2009 Manthei et al.
 D598,135 S 8/2009 Mugge et al.
 D620,134 S 7/2010 Mugge et al.
 2003/0126821 A1 7/2003 Scherer et al.
 2004/0098928 A1 5/2004 Scherer et al.
 2004/0218985 A1 11/2004 Klettenberg et al.
 2005/0120670 A1* 6/2005 Ness et al. 52/745.19
 2006/0110223 A1 5/2006 Dawson et al.
 2007/0289247 A1 12/2007 Hamel

FOREIGN PATENT DOCUMENTS

DE 100 02 390 A1 7/2001
 GB 944066 12/1963
 GB 2 232 114 A 12/1990
 GB 2092493 5/2000
 GB 2092499 5/2000
 GB 2092500 5/2000
 GB 2092501 5/2000
 WO WO 03/060251 A1 7/2003

OTHER PUBLICATIONS

“Slab Molds, Dream Molds,” *KOBRA Formen GmbH*, 2 pages, published before Aug. 6, 2007.

Office Action in Australia (Examination Report No. 1) for corresponding AU Design Reg. 307701, dated Mar. 14, 2007.

* cited by examiner



FIG. 1




FIG. 2




FIG. 3




FIG. 4




FIG. 5

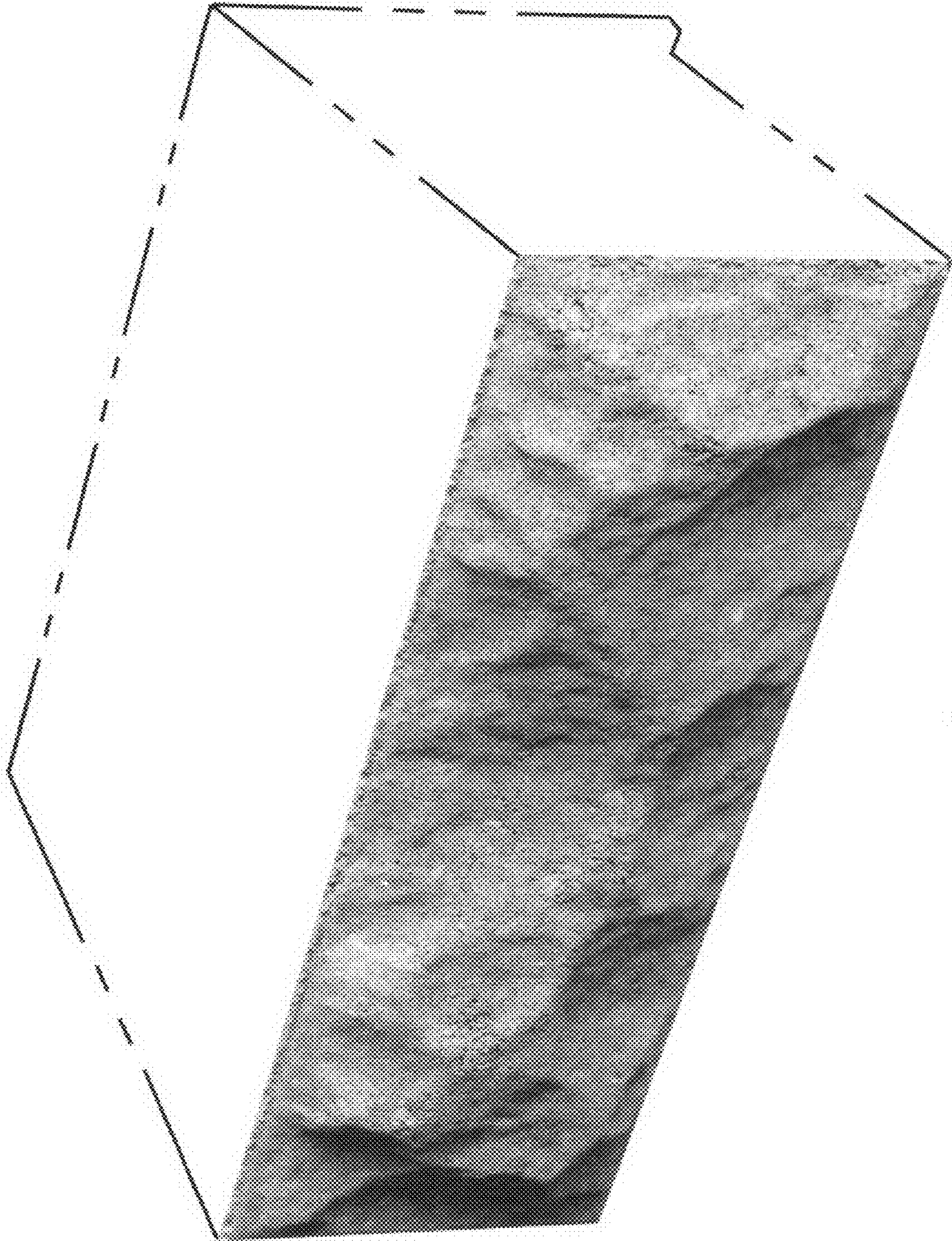


FIG. 6