



US00D643931S

(12) **United States Design Patent**
Voskuilen

(10) **Patent No.:** **US D643,931 S**

(45) **Date of Patent:** **** Aug. 23, 2011**

(54) **THUMB BRACE**

(75) Inventor: **Agnes Theodora Maria Voskuilen**,
Maastricht (NL)

(73) Assignee: **Nea International B.V.** (NL)

(**) Term: **14 Years**

(21) Appl. No.: **29/377,914**

(22) Filed: **Oct. 27, 2010**

(51) **LOC (9) Cl.** **24-01**

(52) **U.S. Cl.** **D24/190**

(58) **Field of Classification Search** D24/189-190;
602/3-7, 13, 16, 20-22, 60, 64-65; D29/120.1,
D29/121.1, 113; 128/877, 878, 879, 881,
128/882, 892, DIG. 19; 473/59, 62, 213;
2/16, 22, 59, 159, 161.1; D2/610

See application file for complete search history.

(56) **References Cited**

U.S. PATENT DOCUMENTS

3,815,908	A *	6/1974	Hashimoto	473/62
4,658,441	A *	4/1987	Smith	2/16
D300,948	S *	5/1989	Harris et al.	D24/190
4,953,568	A *	9/1990	Theisler	128/878
D360,467	S *	7/1995	Sydor et al.	D24/190
D405,180	S *	2/1999	Reina	D24/190
6,219,843	B1 *	4/2001	Passi et al.	2/16
D461,901	S *	8/2002	Rodgers	D24/190
D473,653	S *	4/2003	Weaver et al.	D24/190
6,569,111	B2 *	5/2003	Herzberg	602/64
D528,263	S *	9/2006	Van Trojen	D2/610
D558,883	S *	1/2008	Ortiz	D24/190
D584,822	S *	1/2009	Weber	D24/190

7,713,223	B2 *	5/2010	Weber et al.	602/21
D620,058	S *	7/2010	Gaedke	D21/662
7,854,714	B1 *	12/2010	Weber et al.	602/22
2008/0262400	A1 *	10/2008	Clark et al.	602/7
2009/0131843	A1 *	5/2009	Weber et al.	602/21
2009/0240182	A1 *	9/2009	Weber et al.	602/21

* cited by examiner

Primary Examiner — Susan E Krakower

(74) *Attorney, Agent, or Firm* — Miller & Martin PLLC

(57) **CLAIM**

The ornamental design for the thumb brace, as shown and described.

DESCRIPTION

FIG. 1 is a right perspective view of the thumb brace where a wearer's hand is in broken lines to show the environment of the invention, but form no part of it;

FIG. 2 is a bottom plan view of the thumb brace with twice folded straps;

FIG. 3 is a left front perspective view of the thumb brace shown in FIG. 2;

FIG. 4 is a left front perspective view of the thumb brace with folded straps;

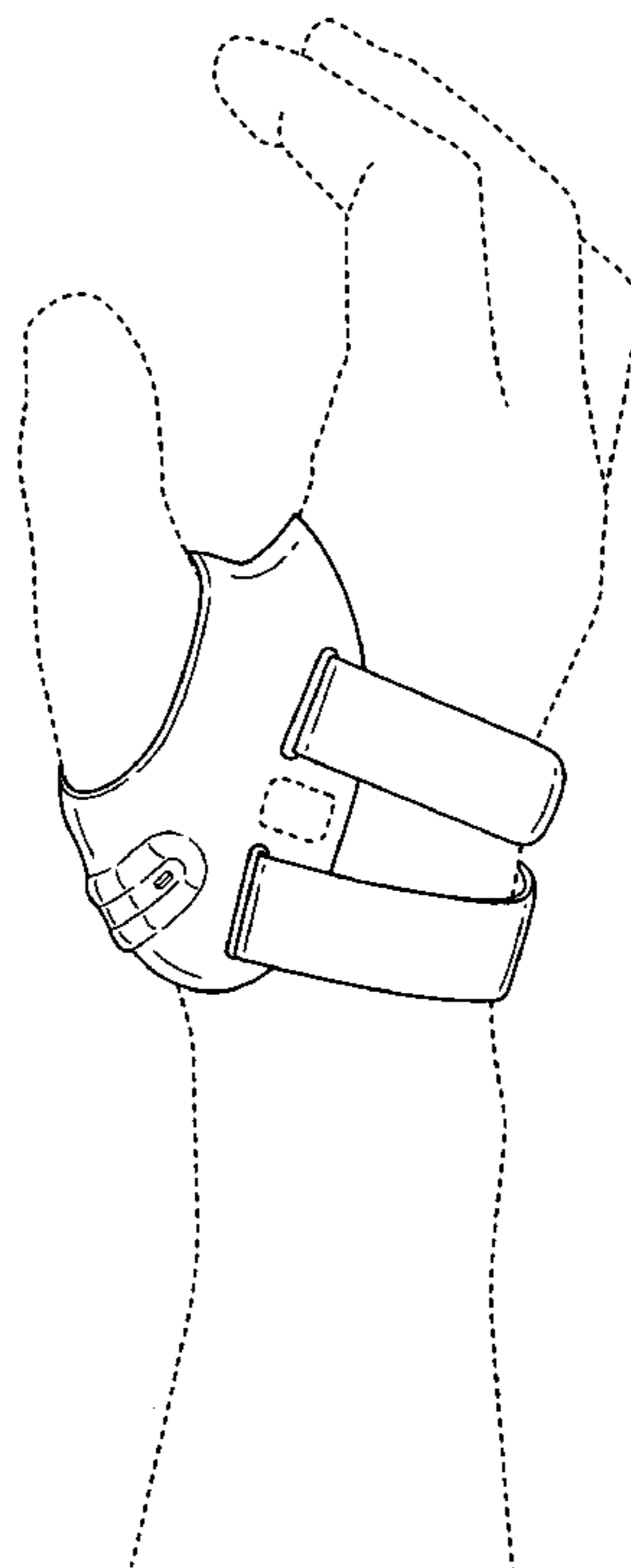
FIG. 5 is a left front perspective view of the thumb brace with extended straps;

FIG. 6 is a back plan view of the thumb brace shown in FIG. 5; and,

FIG. 7 is a back plan view of the thumb brace shown in FIG. 4.

The broken lines in FIG. 1 through FIG. 7 are included for the purpose of illustrating portions of the thumb brace that form no part of the claimed design.

1 Claim, 4 Drawing Sheets



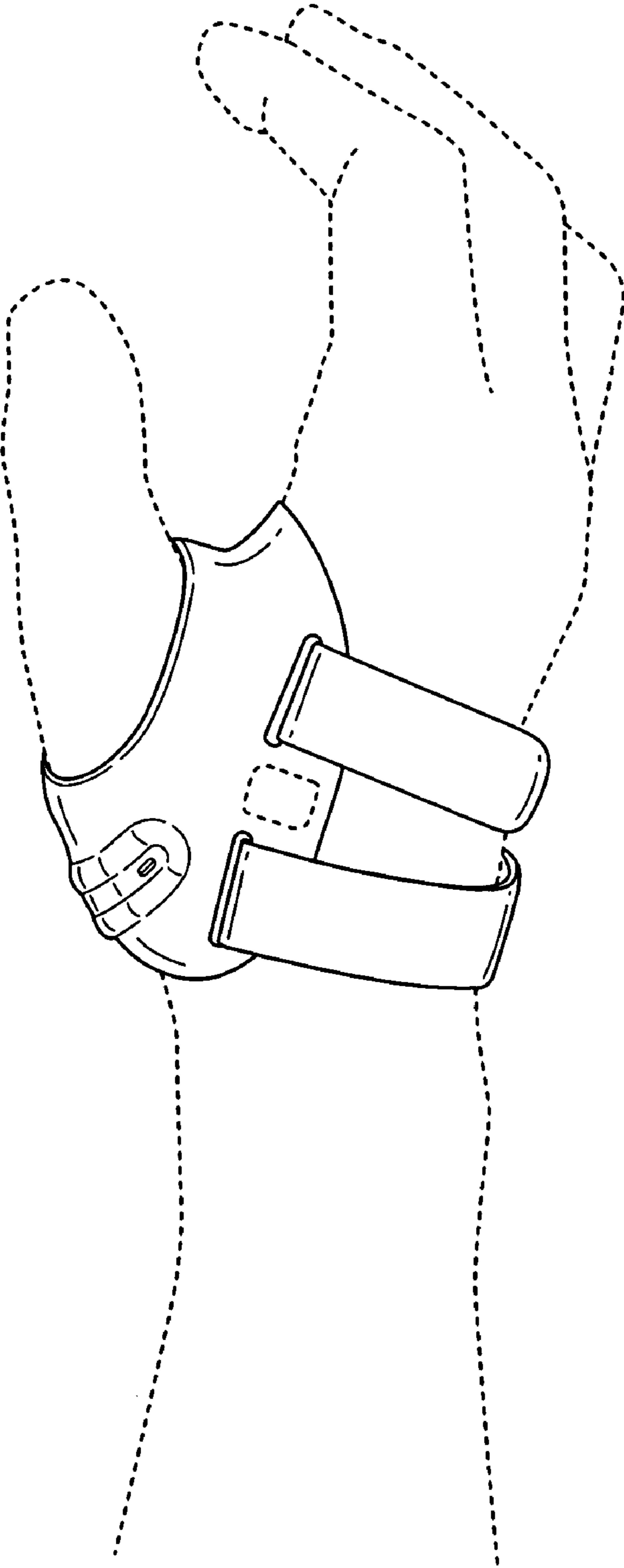


FIG. 1

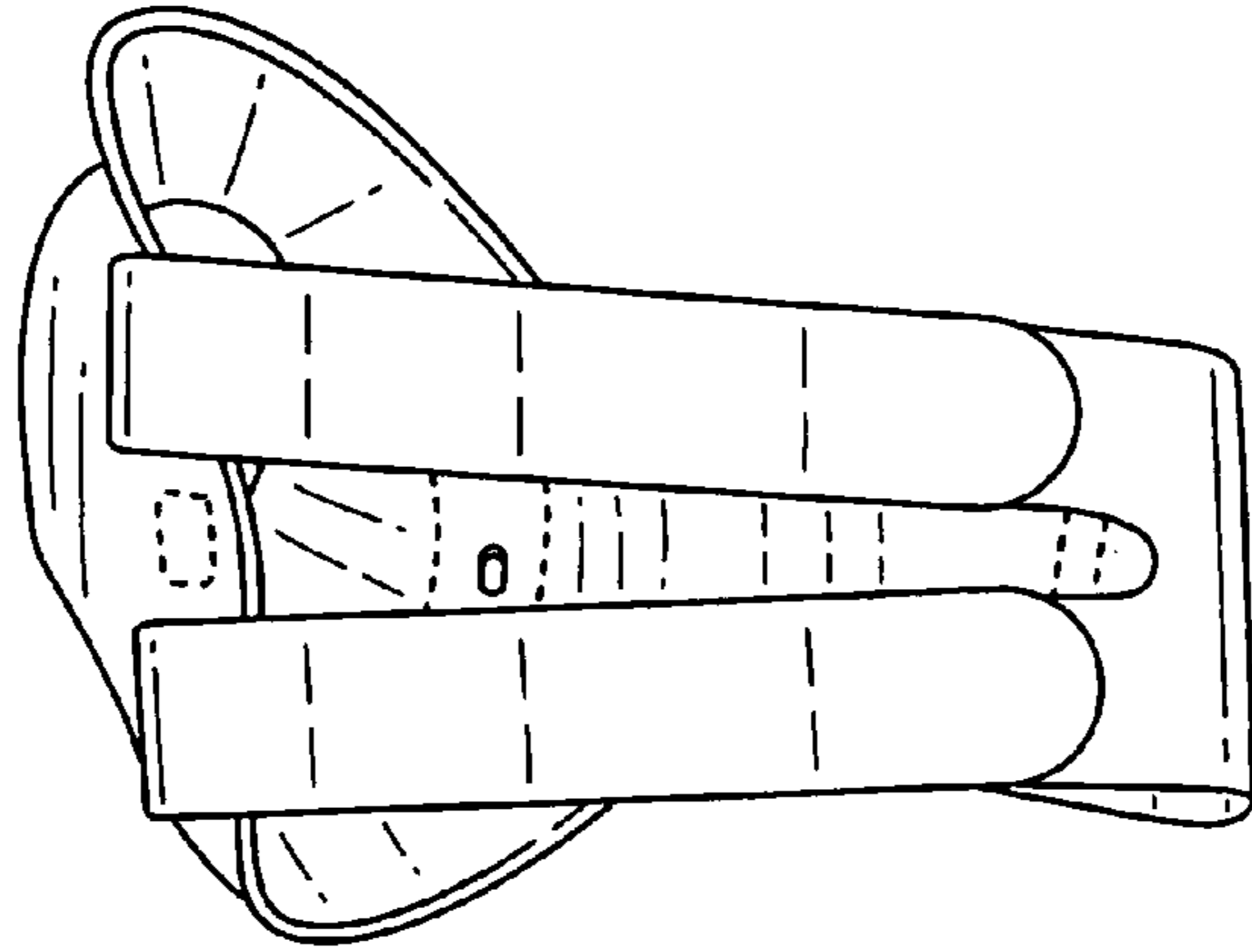


FIG. 2

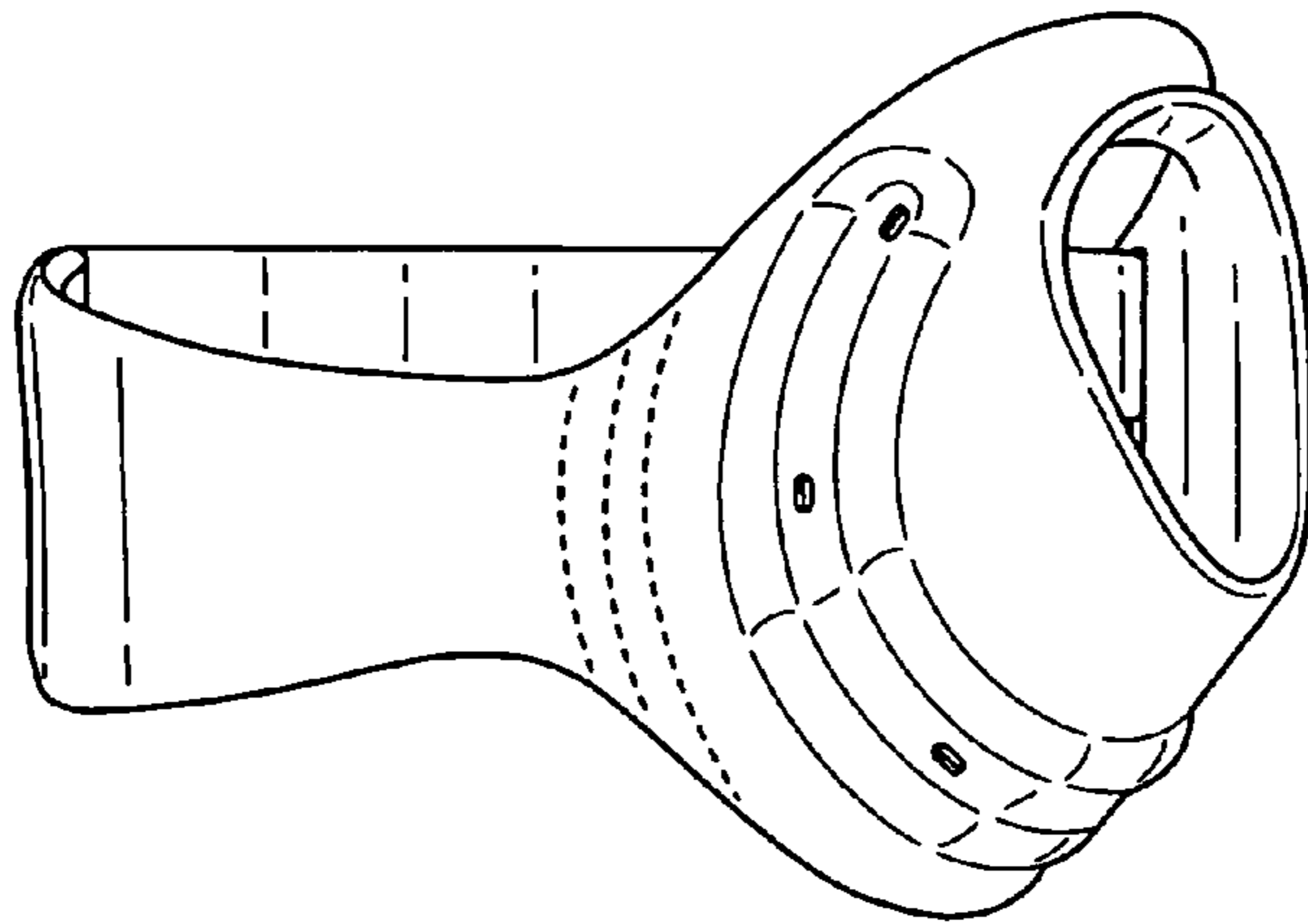


FIG. 3

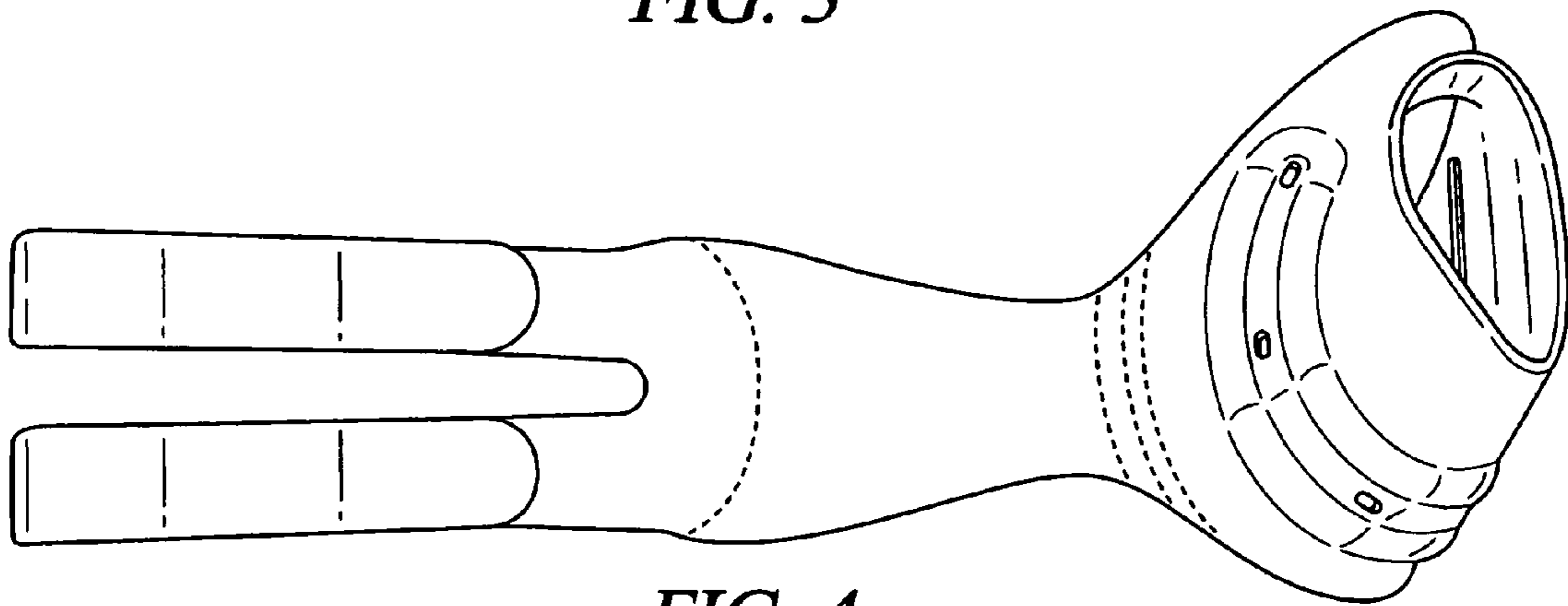


FIG. 4

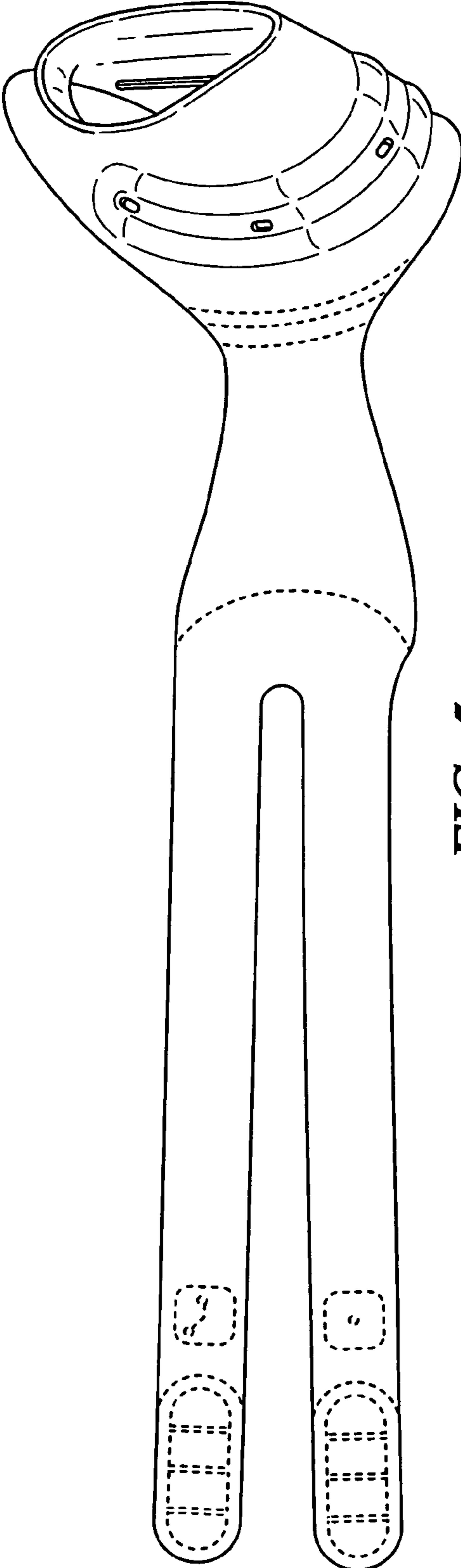


FIG. 5

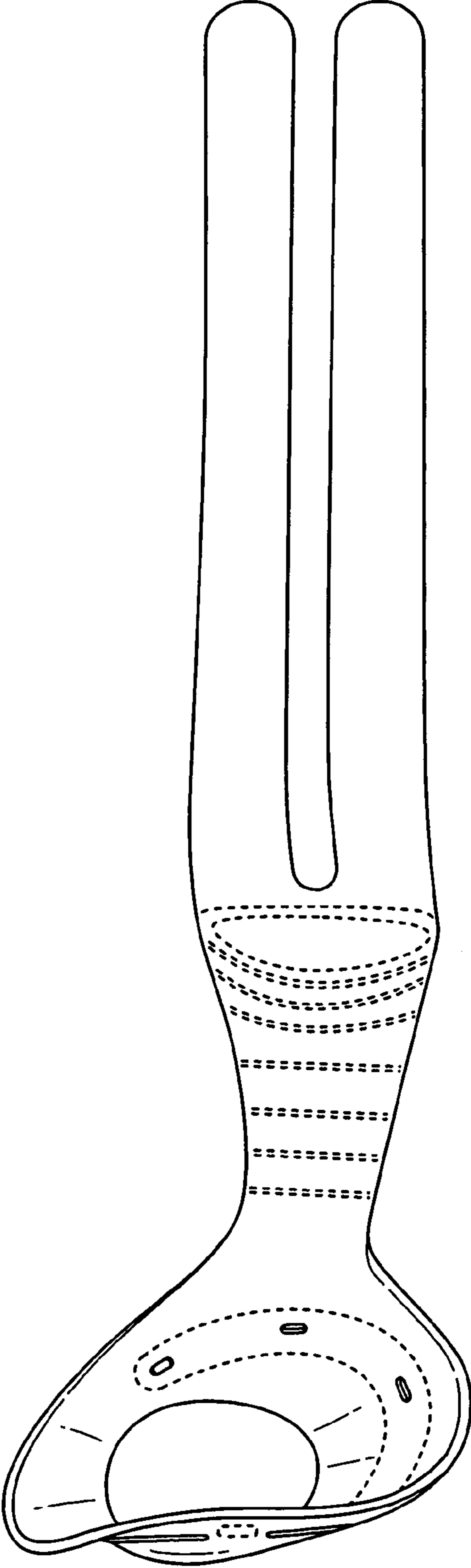


FIG. 6

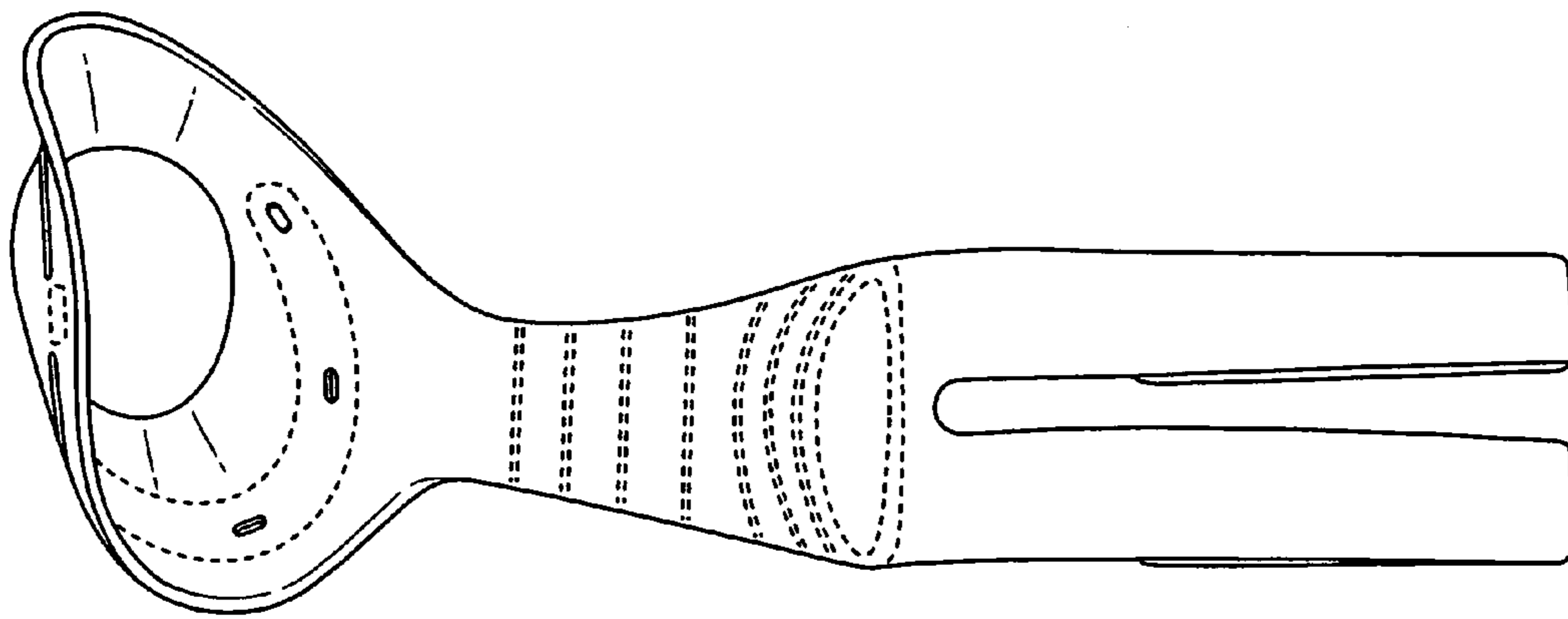


FIG. 7

UNITED STATES PATENT AND TRADEMARK OFFICE
CERTIFICATE OF CORRECTION

PATENT NO. : D643,931 S
APPLICATION NO. : 29/377914
DATED : August 23, 2011
INVENTOR(S) : Agnes Theodora Maria Voskuilen

Page 1 of 1

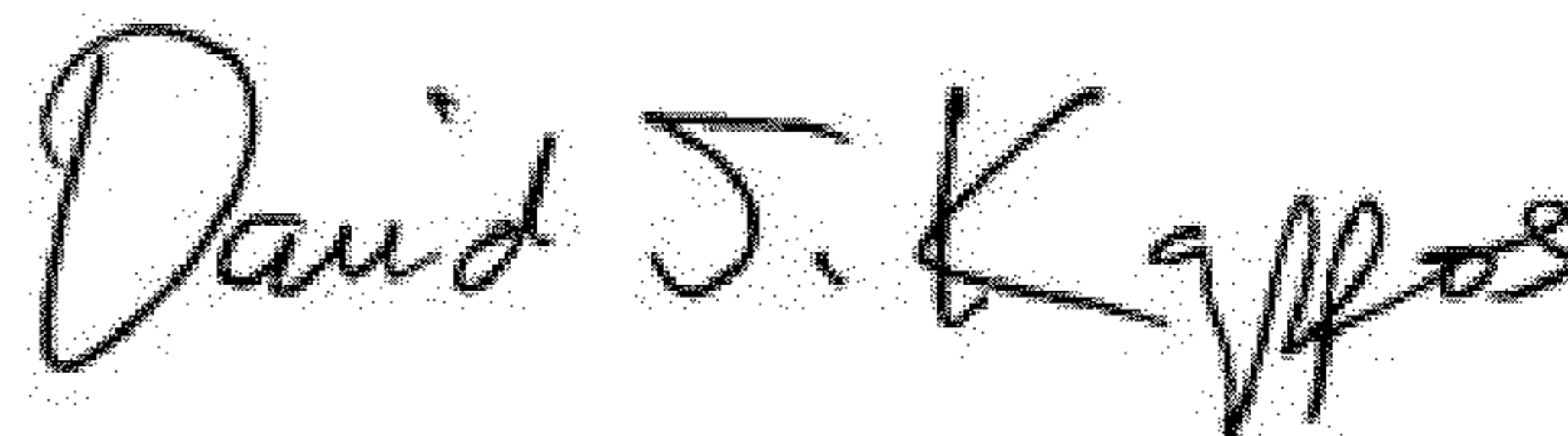
It is certified that error appears in the above-identified patent and that said Letters Patent is hereby corrected as shown below:

Title Page Insert

--(30) Foreign Application Priority Data:

European (EU) Office for Harmonization Application No. 001700725-0001, filed 04/27/2010.--

Signed and Sealed this
Twenty-seventh Day of March, 2012



David J. Kappos
Director of the United States Patent and Trademark Office