



US00D643913S

(12) **United States Design Patent**
Ching

(10) **Patent No.:** **US D643,913 S**

(45) **Date of Patent:** **** Aug. 23, 2011**

(54) **BASEBOARD HEATER**

(76) Inventor: **Chan Ching**, New Taipei (TW)

(**) Term: **14 Years**

(21) Appl. No.: **29/391,562**

(22) Filed: **May 10, 2011**

(51) **LOC (9) Cl.** **23-01**

(52) **U.S. Cl.** **D23/342**

(58) **Field of Classification Search** D23/332-350;
392/360, 365-369, 373-376; 126/110 B,
126/90 A, 92 A

See application file for complete search history.

6,609,664 B1 *	8/2003	Tamhane	237/70
D484,960 S *	1/2004	Giugiaro	D23/328
D514,674 S *	2/2006	Blateri	D23/335
D567,347 S *	4/2008	Ching	D23/342
D568,975 S *	5/2008	Lim	D23/351
D599,455 S *	9/2009	Alexanderson	D23/351
D619,234 S *	7/2010	Nakamura et al.	D23/351
D621,492 S *	8/2010	Tanaka et al.	D23/351
D637,704 S *	5/2011	Dukes et al.	D23/342
2005/0265702 A1 *	12/2005	Birdsell et al.	392/368
2009/0085713 A1 *	4/2009	Tsang	338/23

* cited by examiner

Primary Examiner — T. Chase Nelson

Assistant Examiner — Eric Goodman

(74) *Attorney, Agent, or Firm* — Schmeiser, Olsen & Watts LLP

(56) **References Cited**

U.S. PATENT DOCUMENTS

1,221,422 A *	4/1917	De La Poeze	165/129
1,555,339 A *	9/1925	Vaughan	392/373
1,728,377 A *	9/1929	Trane	392/307
2,541,162 A *	2/1951	Hermann	165/129
3,091,289 A *	5/1963	Weinstein	165/55
3,867,981 A *	2/1975	Monroe	165/55
5,197,111 A *	3/1993	Mills et al.	392/347
D353,661 S *	12/1994	Cich et al.	D23/335
D401,315 S *	11/1998	Boyle et al.	D23/335
D408,510 S *	4/1999	Moreno	D23/335
D437,397 S *	2/2001	Ching	D23/335
D464,413 S *	10/2002	Shapiro et al.	D23/335
6,541,743 B2 *	4/2003	Chen	219/530
D477,864 S *	7/2003	Giugiaro	D23/328

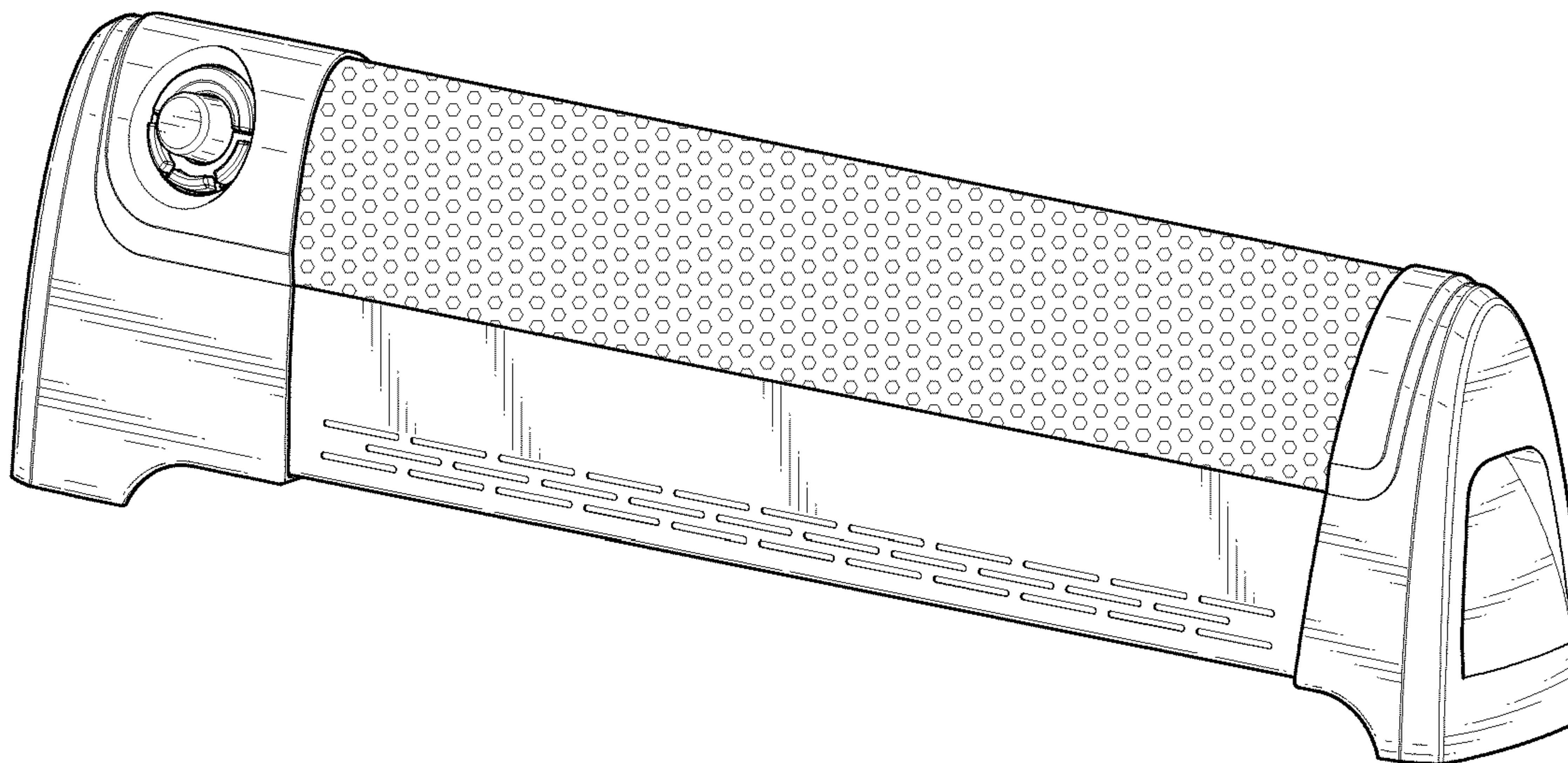
(57) **CLAIM**

The ornamental design for a baseboard heater, as shown and described.

DESCRIPTION

FIG. 1 is a front perspective view of the baseboard heater;
FIG. 2 is a front elevational view thereof;
FIG. 3 is a rear elevational view thereof;
FIG. 4 is a left side elevational view thereof;
FIG. 5 is a right side elevational view thereof;
FIG. 6 is a top plan view thereof; and,
FIG. 7 is a bottom plan view thereof.

1 Claim, 4 Drawing Sheets



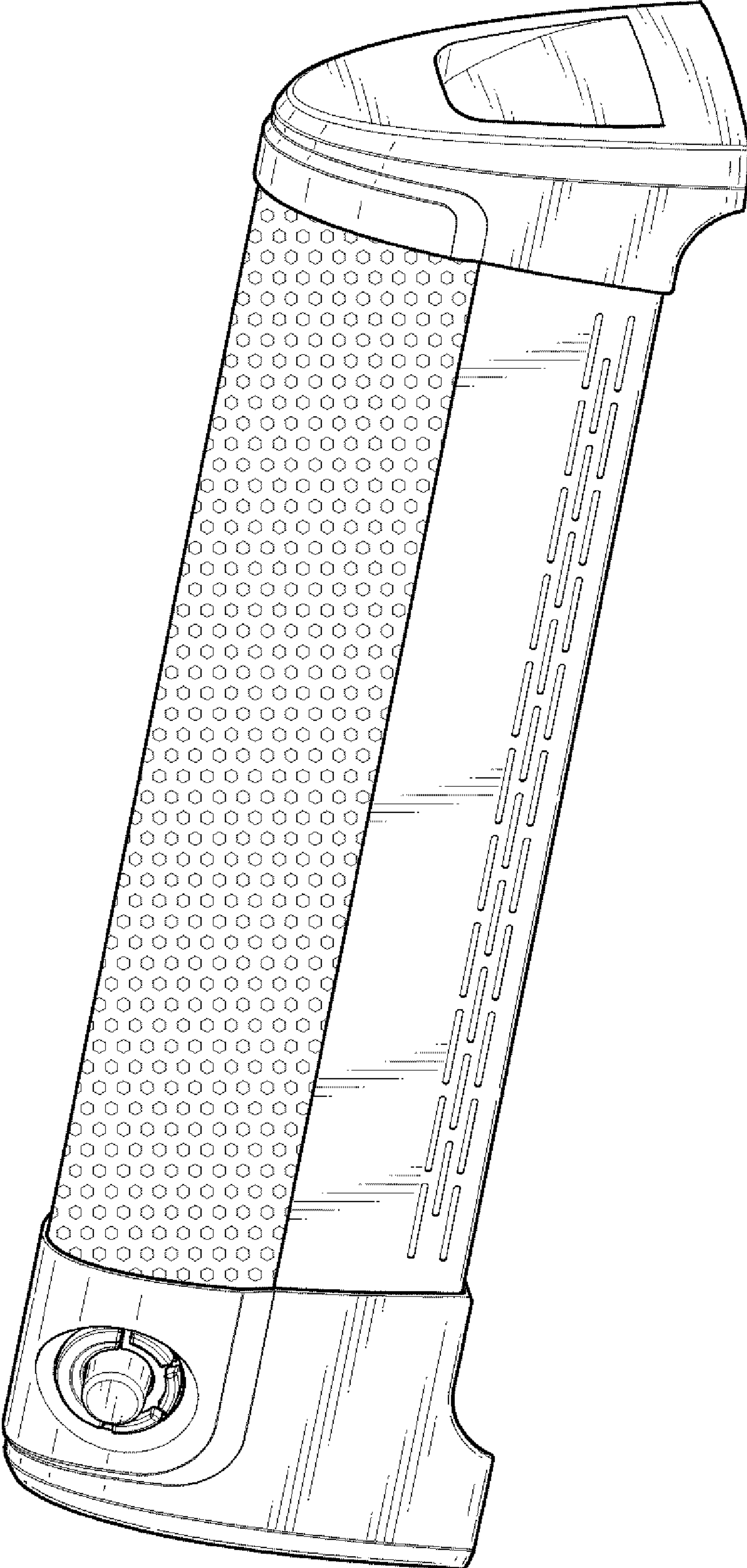


FIG. 1

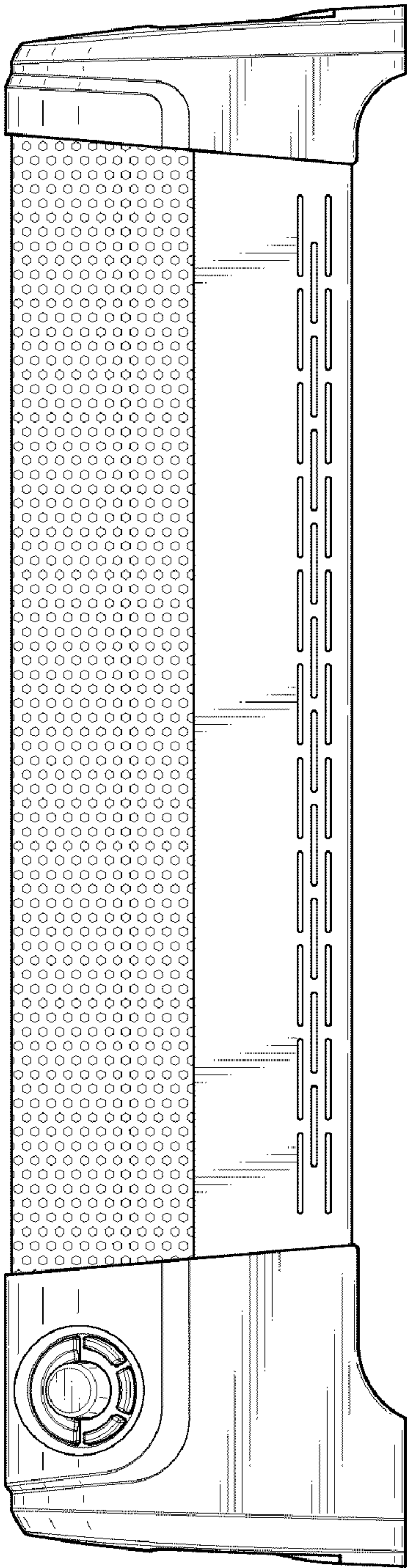


FIG. 2

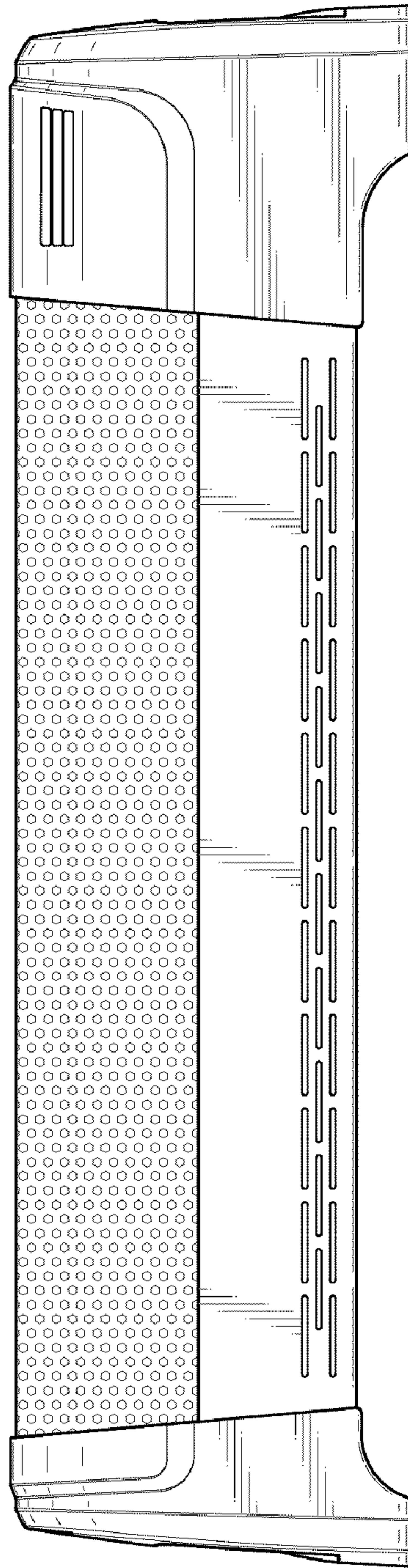


FIG. 3

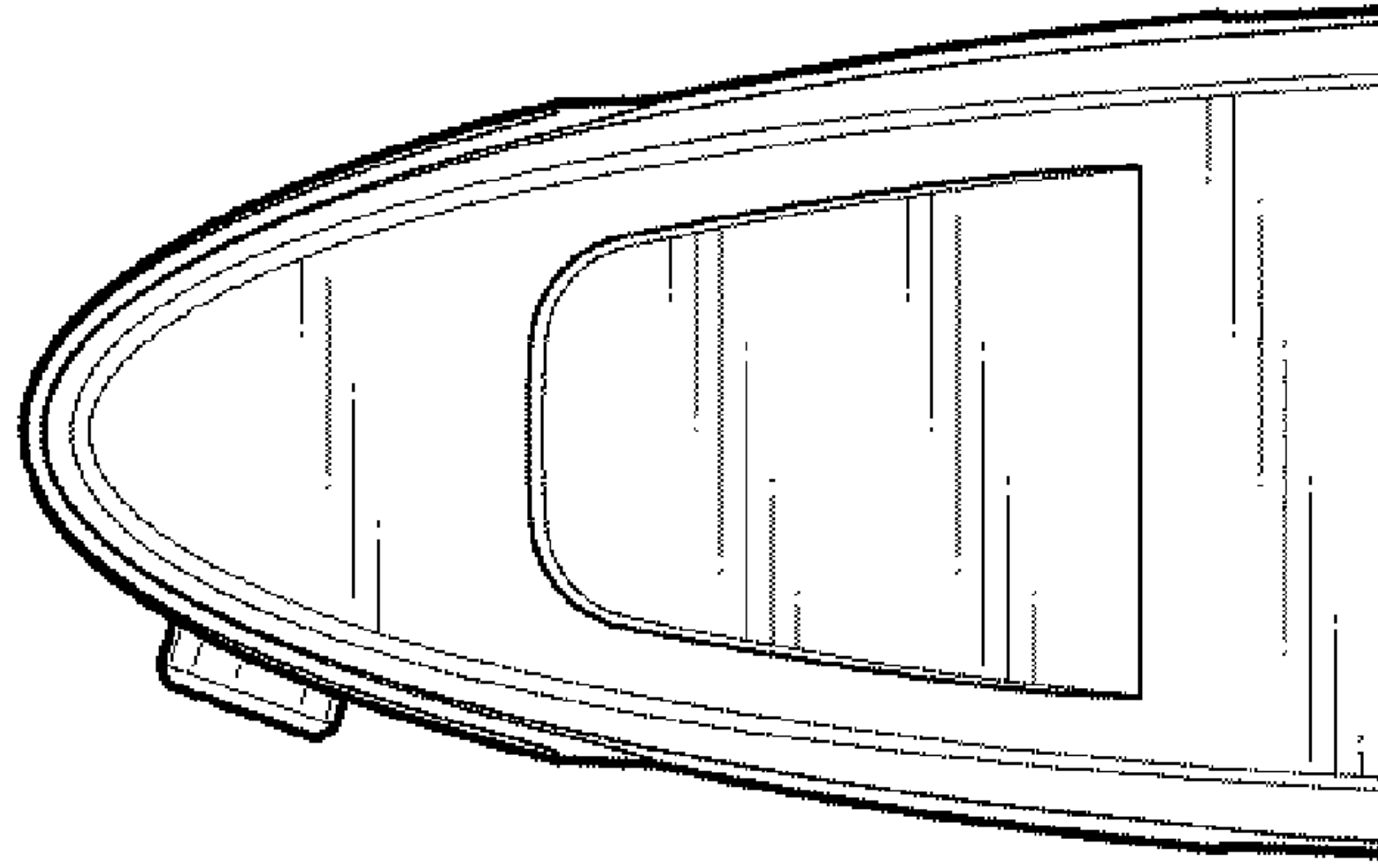


FIG. 5

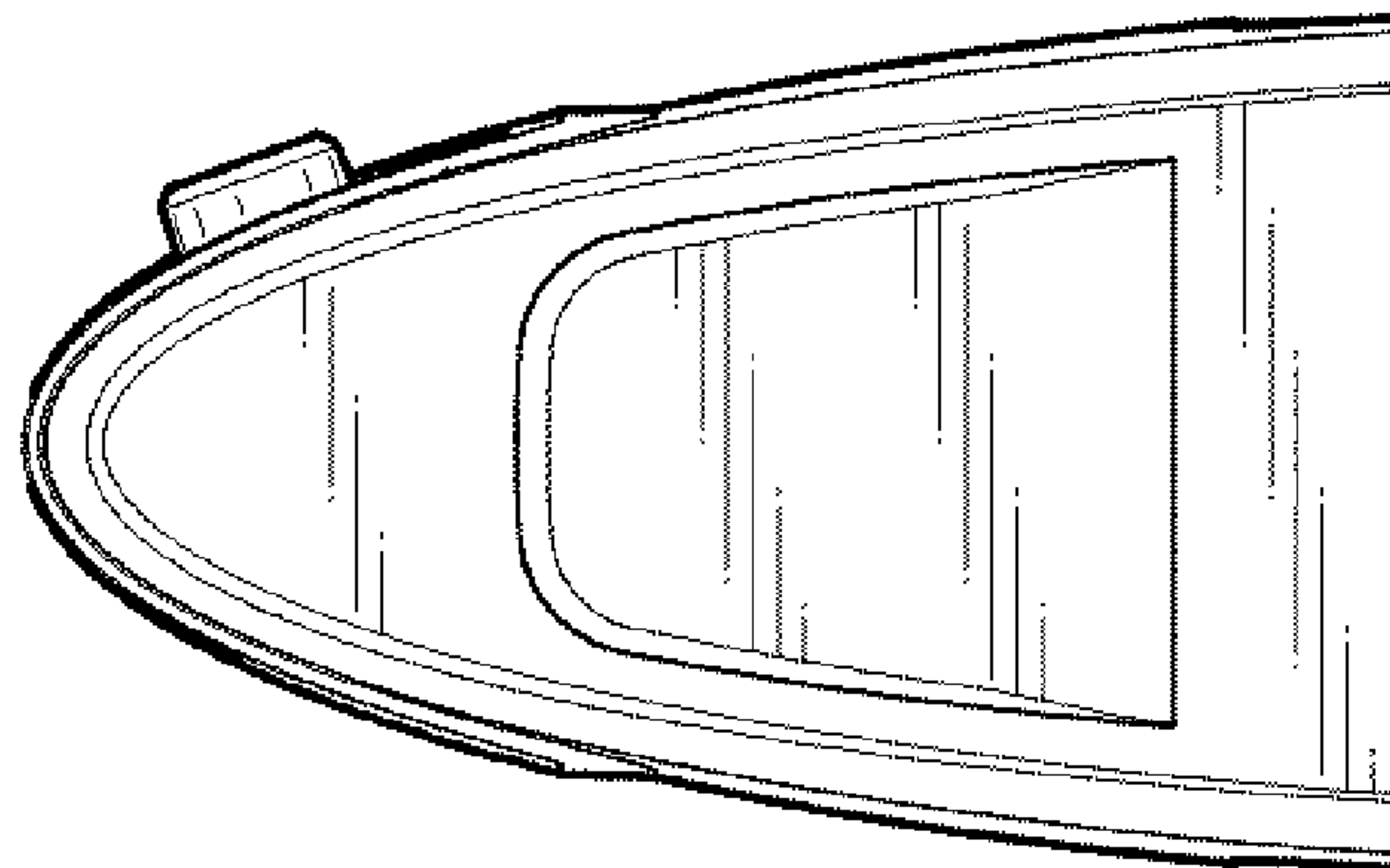


FIG. 4




FIG. 6

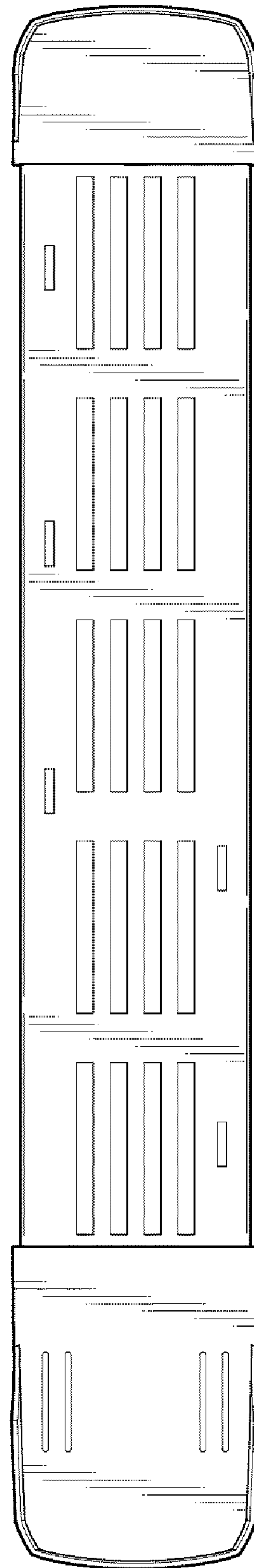


FIG. 7